


think MARVEL[®]

Systems • Seating • Storage



2017 Commercial Price Book

why think MARVEL®

complete commercial interiors

Why Choose MARVEL®?

- Value – designed to have all the features that you require at a price point that you can afford.
- Quality – Marvel® produces a high quality product that is built to last in a high use high impact environment.
- Experience – Marvel® has been manufacturing product in the United States since 1946.
- Made in America – We control every step of fabrication and manufacturing right here in Chicago. Purchase one or twenty Pronto® items and have them shipped complete from our manufacturing facility to your door.




Save with MARVEL®'S Free Design Services!

Need assistance to purchase one desk or design a system? Call Marvel® and we will answer your questions and provide assistance to insure that you receive the correct desk or system with all the options you need to help you create an efficient work environment. Our degreed professional interior designers will provide a complete suggested layout for your interior including color coordination and code assistance on major projects. Free of charge for the initial layout and no charge for any revisions. We will deliver an accurate layout to you within 3 days. 2D drawings, 3D drawings, and Visual Impressions color renderings (if requested) are available. Leed certified designers and Greenguard Certified Product.

lifetime warranty

Marvel® warrants its products to the original purchaser to be free of defects in material and workmanship for as long as the original purchaser owns the product. The warranty for the fabric is limited to five years. Marvel's obligations are limited to repair or replacement at Marvel's option.





Marvel Pronto® Desks, and Training Tables

Pages 9 - 24



Powder coated textured finishes and durable laminate tops are standard. Pronto® is a value priced system that can grow with your office.

Pronto® School Training Tables

Training Tables feature secure locking wire management with separated power and data. Now offering acoustical desk carrels to create a private work study atmosphere. See the many other functional additions to this very competitive line.



**5 DAY
QUICKSHIP**
ON STANDARD PRONTO

Marvel Zapf® Panel System

Pages 25 - 80



This versatile system combines the best features from “open office” and “panel system” concepts featuring space saving panels and high cube storage items. It’s simple to install, specify and **guaranteed for life**. ZAPF® TILED PANELS and TILED PANEL INSERTS are available as Pre-Configured and as Build-to-Spec systems.

Marvel Zapf® Freestanding

Pages 81 - 104



Private office and freestanding options provide your solution to complex installations. Worksurfaces are crafted in all popular dimensions, in our wide variety of finishes and colors, including two edge styles. Recently added are ZAPF® teacher’s desks and lateral files.

Modular Workstations - 42" Tall Cafe Tables

Pages 105-127



Steel construction, and a design proven to fit almost any application. Square or round edge worksurfaces feature high pressure laminates available in many colors and patterns. Recent additions include 42" Tall Cafe Tables.

Continued Page 2

Cross Reference Index _____ Pages 192 - 200

Table of Contents



Conference Tables Pages 128 - 133

Marvel Zapf® conference tables have high-pressure laminate tops that are available in rich wood grained laminate finishes, solid colors or patterned tones. Our unique modular design lets you create a conference table as long as you like. Desks with conference ends are ideal for collaborative environments and presentations.

Our new commercial grade 42" tall Modular Workstation® tables are ideal for breakrooms and cafeterias.



Allegra®/Endeavor®/ Fermata® Seating Pages 134 - 147

Allegra® Work Chairs are designed to meet the most demanding office needs. A variety of styles and fabrics are available in this quality seating line, featuring comfort and lasting durability. The Endeavor® operational chair and task chair are now offered as excellent values. Inquire about your CUSTOM LOGO embroidered on Marvel® Fabric Back Work Chairs.



Fermata® is the latest line of commercial seating from Marvel®. Breathable mesh or flexible backs, lumbar support, headrest and adjustable arm options all at a very attractive price.

**New for 2014 - Sled Base and Straight Leg Guest Chairs.
Page 147 Features New Ergonomic Workstation Accessories**



Storage, Folding Training Tables, Accessories, Lighting, and Electrical



Pages 148 - 168

Welded steel construction storage and filing cabinets featuring steel ball bearing drawer slides. Convenient folding training tables save space and include casters. There are 3 varied configurations of Personal Size Storage Cabinets for your specific needs. Electronic height adjustable work tables are offered in 3 widths and 2 depths. Our glide open lateral files are available in 2, 3, 4 and 5 drawer sizes. LED Task Lights available!



Mailroom/Utility Furniture - 48" Wide Series Pages 169 - 191

This Marvel® line is carefully planned and crafted to be the most attractive, functional and durable for use in today's busy mail center. Sorter modules add to our premium line flexibility. Just added, a Multi-functional Sorter Cabinet with writing worksurface.

Cross Reference Index _____ Pages 192 - 200

Marvel® Warranty and Quality Information



The Marvel® Lifetime Warranty

Marvel® warrants its products to the original purchaser to be free from defects in material and workmanship for as long as the original purchaser owns the product, except as provided below. Components and parts deemed as high wear including: casters, pneumatic cylinders, stacking chairs, and task lights are warranted for five years from the date of sale. Fabrics are warranted for five years. Electronic Adjustable Table electric components and motors are limited to 5 years, under normal operating conditions, subject to inspection and determination of the manufacturer. Seating control mechanisms and keyboard arms are warranted for ten years from the date of original sale. Warranty periods for seating that exceeds eight hours per day usage (single shift) is reduced in a pro-rata basis. This warranty excludes products that were not installed or used in accordance with product instructions and warnings. Product adaptations, customizations or modifications not explicitly approved by Marvel® do not qualify for this warranty. The obligations of Marvel® are limited to repair or replacement at the sole option of Marvel®. Marvel®, in no event, will be responsible for incidental or consequential damages arising out of a claim for defective or damaged product.



THE MARVEL GROUP, INC
REGISTERED TO ISO 9001-2008
FILE NUMBER 10002902

The Marvel® Quality Guarantee

ISO 9001-2008

Marvel® is registered to ISO 9001-2008 by UL DQS Inc. The International Organization for Standardization is an international agency formed in 1979 to harmonize quality management and quality assurance standards for manufacturing and service industries.

The ISO 9001-2008 standard is the broadest and most difficult standard to attain. In addition to the ISO 9001-2008 standards of quality management system, control product handling, documentation, and personnel, it also includes quality in:

- Product design and development
- Marketing
- Purchasing
- Customer service and after-sales support



**5 DAY
QUICKSHIP**
ON SELECT ITEMS

Marvel® Quick Ship

Marvel® offers this premium service with no extra charges on select Pronto®, MW, Allegra®, Endeavor®, Fermata®, Mailroom Utility Furniture, Ergonomic Accessories and Storage Product Lines.

Products can ship in as little as 5 DAYS.

Marvel® Environmental Statement

The Marvel Group, Inc. is proud of our ongoing commitment to responsible environmental policies and manufacturing processes. Safeguarding the earth's vital resources through conservation, technology application and progressive emission controls is a responsibility embodied in our manufacturing, sourcing and marketing practices.

Marvel® wood and wood based components including our particleboard have no components related to or sourced from coastal rainforests, ancient or old growth forests. Additionally Marvel® is continuing research into the use of Hay and Grain based particleboard for potential use in future products. Our coating process emissions are the lowest possible as Marvel® utilizes unique state-of-the-art powder-coating methods, which virtually eliminate vapor emissions as well as allowing us to recycle close to 100% of our overspray.

Our steel suppliers currently use a variety of sources for recycled and scrap steel, which is utilized in the manufacturing process. These efforts coupled with a corporate culture of responsible stewardship combine to give our associates and customers the reassurance and confidence they demand in partnering with a socially and environmentally responsible company.



The Marvel Group, Inc. Is A Proud Past Recipient Of The Illinois Governor's Pollution Prevention Award.

Recycled Content for Marvel Zapf® Product line:

Aluminum Frame comprises 90% of each panel and contains 70% post consumer recycled aluminum.

Steel supports, storage and other components comprise 80% of a Freestanding typical and contains 15% post consumer recycled steel.

Terms and Conditions

Ordering

Price & Payment

Orders are invoiced at the time of shipment or as shipments occur in the case of multiple shipments. Payment is due within 30 days from date of invoice. In some cases Marvel® may require full or partial payment in advance or other adequate assurance of payment. Price and specifications subject to change without notice.

Changes & Cancellations

Any changes or cancellations on 4-Week Ship products must have written consent from Marvel®. Approved cancellations for products will be subject to a 25% cancellation charge if the request is approved within two weeks of scheduled shipping date. Any change made 10 days prior to shipment may be cause for establishing a new ship date on the original order and possible additional charges.

No cancellations are permitted within one week of ship date. Costs incurred by Marvel® as a result of any changes to special orders or Customers Own Materials (COM) requests will be borne by the customer.

Note: Orders received after 12:00 noon Central Time will be entered the following day.

Taxes

If the Purchaser is tax exempt, it is the Purchaser's responsibility to furnish appropriate tax exempt certification. All applicable taxes, excluding only taxes on the net income of Marvel®, are the Purchaser's responsibility and will be invoiced to the Purchaser.

Shipping

Shipping/Delivery/Freight

All orders excluding international with a list price above \$10,000 are shipped FOB destination, orders less than \$10,000 list are subject to a maximum \$500 freight charge. A \$3 minimum freight charge applies. International orders are shipped via the same cost schedule to the U.S. contiguous border only. Marvel® will select the method of shipment, unless otherwise specified by Purchaser. If added cost is incurred due to Purchaser's special request, the added cost will be invoiced to Purchaser. All Marvel® shipping lead times are subject to change without notice. Inside delivery or other special shipping requests will be added to customer invoice. Marvel® does not guarantee delivery dates or times.

Storage/Postponed Shipments

In the event Purchaser postpones delivery more than one week after the scheduled shipping date or after the goods have become work-in-process, Marvel® may transfer, at the Purchaser's risk and expense, the goods to storage. In such an event a storage fee will be added to the Purchaser's invoice of 1% of net value per week.

Returns

To request a return, call the Marvel® Customer Service Department within 30 days of the invoice date. Once approved, you will receive an authorization number and return documentation to accompany the product and further instructions. To avoid additional product reworking fees, goods must be appropriately packaged to ensure safe return. Purchaser assumes all liability for custom/special products and items manufactured with customer supplied materials (COM). No returns for such items will be accepted. All returns are subject to a 25% restocking charge.

Claims

In the event that any product arrives damaged, Marvel® will:

1. Replace goods immediately at no charge.
2. Contact the freight carrier for inspection and return delivery to Marvel®.
3. Process claim with freight carrier.

IMMEDIATELY UPON RECEIPT, PURCHASER MUST NOTE ON THE FREIGHT CARRIERS' BILL OF LADING **ANY** DAMAGES TO THE PRODUCT AND OBTAIN DRIVER'S SIGNATURE. IF THIS IS NOT DONE, A FREIGHT CLAIM CANNOT BE FILED, REMOVING LIABILITY FROM THE CARRIER. IF A CLAIM CANNOT BE FILED, MARVEL® CANNOT REPLACE THE DAMAGED PRODUCT AT NO CHARGE.

Ordering Information

How To Place An Order :

Toll-free fax

1 (800) 237-0358

Mail

The Marvel Group, Inc.
Attn: Customer Service 3843 W. 43rd St.
Chicago, IL 60632

E-mail

orders@marvelgroup.com

Question?

1 (800) 621-8846

1 (773) 843-2900

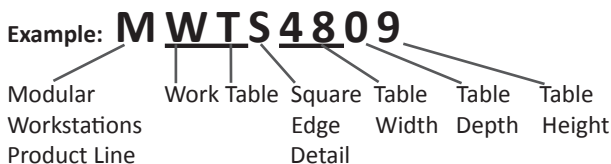
Provide the following information:

1. Purchase order number
2. "Bill to" and "ship to" name and address
3. Description
4. Quantity
5. Project layout
6. Marvel® project number, if applicable

It is the purchaser's responsibility to check the Marvel® acknowledgment document for accuracy, correct fabric and finish selections, etc. on all orders.

Product Number Explanation

Each character in the product number represents the item name, type, size, or features



Expedite your next order with FLEF!



Specify these items on every order.

Panel Fabric Direction Selection

Standard 80" or higher panels are upholstered vertically, whereas all other panels, 67" or shorter, are upholstered horizontally. When placed in the same area a shading discrepancy may occur.

To maintain visual continuity, please select OPTION A, an upcharge will apply:

OPTION A. To maintain a uniform appearance of the panels, the fabric direction on 67" or shorter panels will match the fabric direction of the 80" or higher panels. An upcharge of 12% per panel will be added to your order to cover the expense of matching the fabric direction.

OPTION B. The fabric pattern will not match on this order. It is understood that there will be a shading discrepancy and there will be no upcharge for this option.

Specials Policy

All special product requests must be preapproved by a Marvel® Customer Service Representative. Please allow five business days to process approval, pricing and lead time status.

Quick Quote Pricing

- Worksurfaces of non-standard size or shape. All tables, connectors, transaction, conference surfaces (does not affect base size) Add \$250 to List Price.
- Laminates not listed in the price book. Laminates and Edges with non-published combinations or by other manufacturers Add \$230 to List Price.

Finishes

Any non-standard finishes or non-standard applications.

Upcharge : Call for quote

Please Download
Our Updated
Color Palette Guide

Please Download
Our Updated
Color Palette Guide

Finishes/Laminates/Edge Colors

Finishes

All painted products are scratch resistant powder-coated textured finish

Finish	Code
--------	------

MarvelZapf®, Modular Workstations

Dark Neutral	DT	Silver Sand	IT
Featherstone	FT	Slate Gray	AT
Light Beige	LT	Black	BK
Medium Clay	MT	Silver	TT
Pumice	UT	White	WT
Putty	YT		

Matching Edge Banding Available on Collector's Cherry & Kensington Maple
Call for a quote.

High Pressure Laminates

MarvelZapf®, Modular Workstations

Bold Laminate indicates available on 5 DAY lead time product. ● * Indicates 4 week lead time ● Edge Recommendations ✓

● Matching Edge Band is a 4 week lead time

<u>Laminates</u>		<u>Edge Banding Colors</u>								
		Dark Neutral DN	Medium Clay MC	Putty PY	Silver Sand SS	Neutral Gray NG	Featherstone FS	Slate Gray SG	Black BK	White WT
*Almond Leather	AL	✓	✓	✓	✓	✓	✓	✓	✓	✓
*Beige	BG	✓	✓	✓	✓	✓	✓	✓	✓	✓
*Black	BK	✓	✓	✓	✓	✓	✓	✓	✓	✓
*Canyon Zephyr	CZ	✓	✓	✓	✓	✓	✓	✓	✓	✓
Coffee Bean	CB	✓	✓	✓	✓	✓	✓	✓	✓	✓
Collectors Cherry	CC	✓	✓	✓	✓	✓	✓	✓	✓	✓
Columbian Walnut	CW	✓	✓	✓	✓	✓	✓	✓	✓	✓
Designer White	DW	✓	✓	✓	✓	✓	✓	✓	✓	✓
Featherstone	FE	✓	✓	✓	✓	✓	✓	✓	✓	✓
Figured Mahogany	FM	✓	✓	✓	✓	✓	✓	✓	✓	✓
*Grey Tigris	GT	✓	✓	✓	✓	✓	✓	✓	✓	✓
*Harvest Maple	VM	✓	✓	✓	✓	✓	✓	✓	✓	✓
*Huntington Maple	HM	✓	✓	✓	✓	✓	✓	✓	✓	✓
Limber Maple	LM	✓	✓	✓	✓	✓	✓	✓	✓	✓
Kensington Maple	KM	✓	✓	✓	✓	✓	✓	✓	✓	✓
Platinum	PL	✓	✓	✓	✓	✓	✓	✓	✓	✓
*Putty	PT	✓	✓	✓	✓	✓	✓	✓	✓	✓
*River Cherry	RC	✓	✓	✓	✓	✓	✓	✓	✓	✓
*Shadow Zephyr	SZ	✓	✓	✓	✓	✓	✓	✓	✓	✓
*Sheer Mesh	SM	✓	✓	✓	✓	✓	✓	✓	✓	✓
Solar Oak	SO	✓	✓	✓	✓	✓	✓	✓	✓	✓
White Nebula	WN	✓	✓	✓	✓	✓	✓	✓	✓	✓
*Wild Cherry	WC	✓	✓	✓	✓	✓	✓	✓	✓	✓
Windsor Mahogany	WY	✓	✓	✓	✓	✓	✓	✓	✓	✓

Bold Type indicates product is available on 5-Day lead time. *Indicates 4 week lead time.

Marvel **PRONTO**[®] Desk System and Systems Furniture



Pricing And Ordering Specifications

General Product Information

1. Lead Time

Marvel Pronto[®] products will ship within 5 DAYS after receipt of purchase order.

2. Electronic Support

The Marvel Pronto[®] line is available on Giza. Contact Marvel[®] at 800-621-8846 for a copy of the library.

3. Design Assistance

Marvel[®] offers a professional design staff to assist your planning of Marvel Pronto[®] desking.

Product Characteristics

1. Standard Characteristics

Steel construction with durable, attractive powder coated textured finish for easy care. Drawers include ball bearing slides.

2. Worksurfaces/Finishes

Durable melamine laminate tops feature radius edges. Select oak top with pumice finish or mahogany top with dark neutral finish on Training Tables. Select oak top with pumice finish, mahogany top with dark neutral finish, *oak top with black finish (new)*, *black cherry top with black finish (new)*, and *mahogany top with black finish (new)* on all Pronto Desks. Drawer pulls coordinate with finish color.

3. Electrical Access

Desk and Credenza tops include 2-2" grommets standard. Two knockouts are included in each leg for connections between desks. Grommet color matches finish color. Open shelf includes two wire management channels on either end.

4. Other Features

Full leg end panel offers a neat, clean appearance. Desk bridge adds desk/credenza connection. Non-handed return includes full modesty panel. Coordinating colored tackboard available separately for use on shelf unit. Pedestals attach to either left or right side of desk.

Contents

Pronto® Desks and Systems Furniture

General Product Information / Product Characteristics _____	9
Typical Applications _____	11-13
Product Components _____	14-20

Pronto® School Training Tables

Training Tables _____	20-23
Training Table Carrels _____	24

Specify in Order:

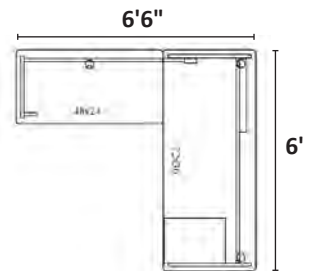
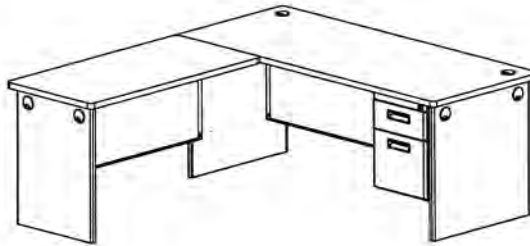
1. Product Number
2. Finish/Laminate:
UT/OK-Pumice/Oak | DT/MA-Dark Neutral/Mahogany
BK/OK-Black/Oak | BK/BC-Black/Black Cherry | BK/MA-Black/Mahogany
3. Fabric
4. Quantity

Typical Applications

All Typicals feature radius edge worksurfaces,
priced in grade 1 fabric

Typical 1

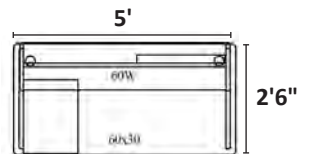
Product Number
PRNT1



Price
\$2,549

Typical 2

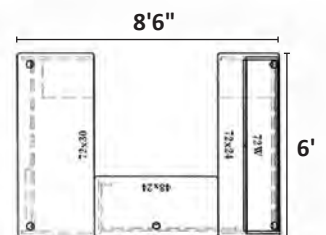
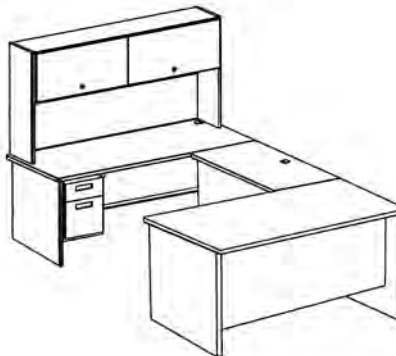
Product Number
PRNT2



Price
\$2,707

Typical 59

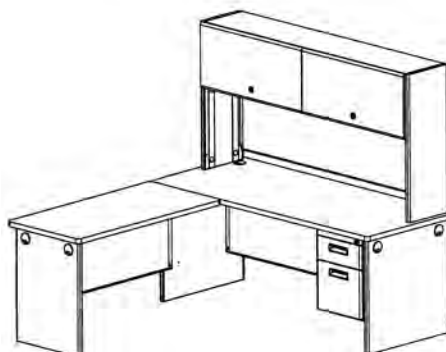
Product Number
PRNT59



Price
\$5,580

Typical 4

Product Number
PRNT4



Price
\$4,184

Typical Applications

All Typicals feature radius edge worksurfaces, priced in grade 1 fabric

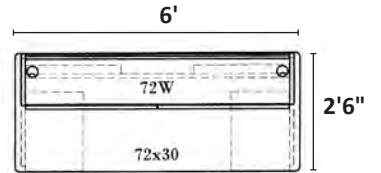
Specify in Order:

1. Product Number
2. Finish/Laminate:
 UT/OK-Pumice/Oak | DT/MA-Dark Neutral/Mahogany
 BK/OK-Black/Oak | BK/BC-Black/Black Cherry | BK/MA-Black/Mahogany
3. Fabric
4. Quantity

Typical 5

Product Number
PRNT5

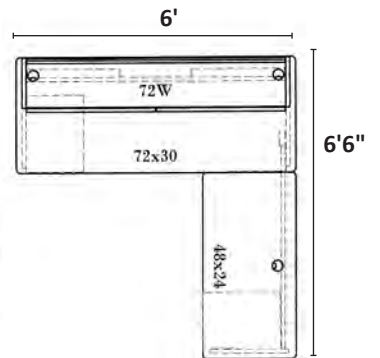
Price
\$3,681



Typical 6

Product Number
PRNT6

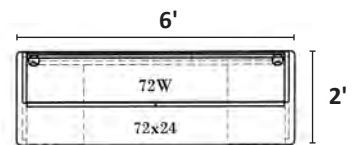
Price
\$4,425



Typical 7

Product Number
PRNT7

Price
\$3,430



Specify in Order:

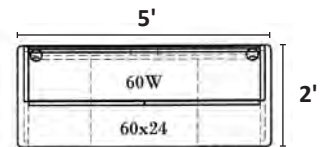
1. Product Number
2. Finish/Laminate:
UT/OK-Pumice/Oak | DT/MA-Dark Neutral/Mahogany
BK/OK-Black/Oak | BK/BC-Black/Black Cherry | BK/MA-Black/Mahogany
3. Fabric
4. Quantity

Typical Applications

All Typical feature radius edge worksurfaces,
priced in grade 1 fabric

Typical 8

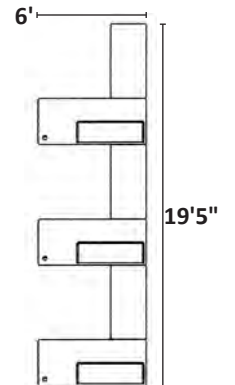
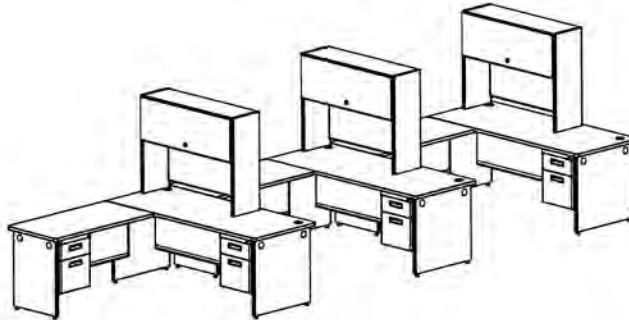
Product Number
PRNT8



Price
\$3,219

Typical 10

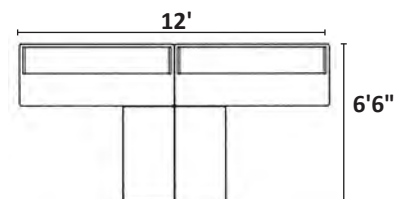
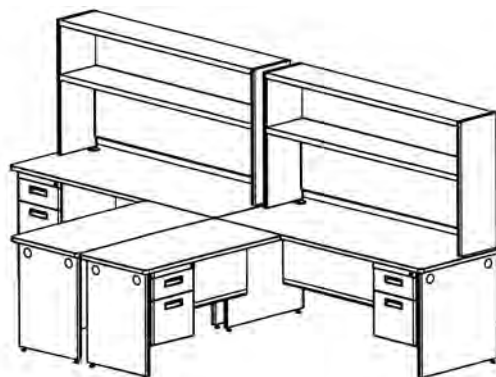
Product Number
PRNT10



Price
\$12,033

Typical 12

Product Number
PRNT12



Price
\$7,973

Marvel Pronto® Desk System

Specify in Order:

1. Product Number
2. Finish/Laminate: UT/OK-Pumice/Oak | DT/MA-Dark Neutral/Mahogany
BK/OK-Black/Oak | BK/BC-Black/Black Cherry | BK/MA-Black/Mahogany
3. Quantity



PDR6030SP

Single Pedestal Desk

Product Description

Single Pedestal Desk includes one pedestal, for left or right mounting with modesty panel.

Includes

- Melamine Laminate Top with 2-2" Grommets
- Full Legs include 2-2" knockouts in each
- Modesty Panel with wire management
- 1 Hanging Pedestal with Box/File
- Locks with Two Keys & Assembly Hardware



PDR6030SPB

Product Number	Description	Width	Depth	Height	Price	Price w/Full Ped
PDR4830SP_	Single Pedestal Desk	48"	30"	29"	\$1490	\$1,622
PDR6030SP_	Single Pedestal Desk	60"	30"	29"	\$1639	\$1,770
PDR6630SP_	Single Pedestal Desk	66"	30"	29"	\$1603	\$1,735
PDR7230SP_	Single Pedestal Desk	72"	30"	29"	\$1806	\$1,936
PDR7236SP_	Single Pedestal Desk	72"	36"	29"	\$1909	\$2,040

Planning Tip: Pedestal may be mounted on left or right side

FULL PEDESTAL OPTIONS

Box/Box/File to floor - Add to Prod. No. B
File/File to floor - Add to Prod. No. F
Same cost applies to either Full Pedestal above

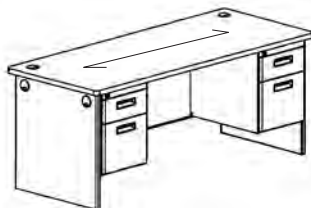
Double Pedestal Desk

Product Description

Double Pedestal Desk includes two pedestals with modesty panel.

Includes

- Melamine Laminate Top with 2-2" Grommets
- Full Legs include 2-2" knockouts in each
- Modesty Panel with wire management
- 2 Hanging Pedestals with Box/File
- Locks with Two Keys & Assembly Hardware



PDR6030DP



PDR6030DPBF

Product Number	Description	Width	Depth	Height	Price	Price w/Full Ped
PDR6030DP__	Double Pedestal Desk	60"	30"	29"	\$1773	\$2,032
PDR6630DP__	Double Pedestal Desk	66"	30"	29"	\$1896	\$2,158
PDR7230DP__	Double Pedestal Desk	72"	30"	29"	\$2047	\$2,307
PDR7236DP__	Double Pedestal Desk	72"	36"	29"	\$2149	\$2,410

FULL PEDESTAL OPTIONS

Box/Box/File to floor - Add to Prod. No. BB
File/File to floor - Add to Prod. No. FF
To add one of each - Add to Prod. No. BF
Same cost applies to either Full Pedestal above

Specify in Order:

1. Product Number
2. Finish/Laminate: UT/OK-Pumice/Oak | DT/MA-Dark Neutral/Mahogany
BK/OK-Black/Oak | BK/BC-Black/Black Cherry | BK/MA-Black/Mahogany
3. Quantity

Marvel Pronto® Desk System



PCR6030SP

Single Pedestal Credenza

Product Description

Single Pedestal Credenza includes one pedestal for left or right mounting with modesty panel.

Includes

- Melamine Laminate Top with 2-2" Grommets
- Full Legs include 2-2" knockouts in each
- Modesty Panel with wire management
- 1 Hanging Pedestal with Box/File
- Locks with Two Keys & Assembly Hardware



PCR6030SPB

Planning Tip: Pedestal may be mounted on left or right side. Use with desk bridge connector

Description	Product Number	Width	Depth	Height	Price	Price w/Full Ped
Single Pedestal Credenza	PCR6024SP_	60"	24"	29"	\$1,498	\$1,626
Single Pedestal Credenza	PCR7224SP_	72"	24"	29"	\$1,553	\$1,686

FULL PEDESTAL OPTIONS

Box/Box/File to floor - Add to Prod. No. B
File/File to floor - Add to Prod. No. F
Same cost applies to either Full Pedestal above



PDR6030DP

Double Pedestal Credenza

Product Description

Double Pedestal Credenza includes two pedestals with modesty panel.

Includes

- Melamine Laminate Top with 2-2" Grommets
- Full Legs include 2-2" knockouts in each
- Modesty Panel with wire management
- 2 Hanging Pedestals with Box/File
- Locks with Two Keys & Assembly Hardware



PDR6030DPBB

Product Number	Description	Width	Depth	Height	Price	Price w/Full Ped
PCR6024DP__	Double Pedestal Credenza	60"	24"	29"	\$1,737	\$2,000
PCR7224DP__	Double Pedestal Credenza	72"	24"	29"	\$1,795	\$2,056

FULL PEDESTAL OPTIONS

Box/Box/File to floor - Add to Prod. No. BB
File/File to floor - Add to Prod. No. FF
To add one of each - Add to Prod. No. BF
Same cost applies to either Full Pedestal above

Marvel Pronto® Desk System

Specify in Order:

1. Product Number
2. Finish/Laminate: UT/OK-Pumice/Oak | DT/MA-Dark Neutral/Mahogany
BK/OK-Black/Oak | BK/BC-Black/Black Cherry | BK/MA-Black/Mahogany
3. Quantity

Desk Return, Non-Handed

Product Description

Desk Return attaches to left or right of single pedestal desks or corner desks.

Includes

- Melamine Laminate Top with 2-2" Grommets
- One leg with 2-2" knockout
- Modesty Panel with wire management
- Assembly Hardware



Product Number	Description	Width	Depth	Height	Price
PRR4224	Desk Return	42"	24"	29"	\$733
PRR4824	Desk Return	48"	24"	29"	\$744
PRR6024	Desk Return	60"	24"	29"	\$776
PRR6624	Desk Return	66"	24"	29"	\$792
PRR7224	Desk Return	72"	24"	29"	\$810
PRR4230	Desk Return	42"	30"	29"	\$743
PRR4830	Desk Return	48"	30"	29"	\$754
PRR6030	Desk Return	60"	30"	29"	\$791
PRR6630	Desk Return	66"	30"	29"	\$804
PRR7230	Desk Return	72"	30"	29"	\$818



Specify in Order:

1. Product Number
2. Finish/Laminate: UT/OK-Pumice/Oak | DT/MA-Dark Neutral/Mahogany
BK/OK-Black/Oak | BK/BC-Black/Black Cherry | BK/MA-Black/Mahogany
3. Quantity

Marvel Pronto® Desk System

Desk Return, Single Pedestal, Non-Handed

Product Description

Desk Return attaches to left or right of single pedestal desks or corner desks. One pedestal and modesty panel.

Includes

- Melamine Laminate Top with 2-2" Grommets
- One leg with 2-2" knockout
- Modesty Panel with wire management
- Lock with two keys & assembly hardware
- One hanging pedestal with Box/File

FULL PEDESTAL OPTIONS

Box/Box/File to floor - Add to Prod. No. B
File/File to floor - Add to Prod. No. E
Same cost applies to either Full Pedestal above



PRR4830SPB

Product Number	Description	Width	Depth	Height	Price	Price w/Full Ped
PRR4224SP_	Desk Return	42"	24"	29"	\$982	\$1,118
PRR4824SP_	Desk Return	48"	24"	29"	\$992	\$1,128
PRR6024SP_	Desk Return	60"	24"	29"	\$1,024	\$1,158
PRR6624SP_	Desk Return	66"	24"	29"	\$1,039	\$1,177
PRR7224SP_	Desk Return	72"	24"	29"	\$1,057	\$1,192
PRR4230SP_	Desk Return	42"	30"	29"	\$992	\$1,128
PRR4830SP_	Desk Return	48"	30"	29"	\$1,003	\$1,138
PRR6030SP_	Desk Return	60"	30"	29"	\$1,038	\$1,174
PRR6630SP_	Desk Return	66"	30"	29"	\$1,052	\$1,187
PRR7230SP_	Desk Return	72"	30"	29"	\$1,066	\$1,200

Planning Tip: Pedestal may be mounted on left or right side



Marvel Pronto® Desk System

Specify in Order:

1. Product Number
2. Finish/Laminate: UT/OK-Pumice/Oak | DT/MA-Dark Neutral/Mahogany
BK/OK-Black/Oak | BK/BC-Black/Black Cherry | BK/MA-Black/Mahogany
3. Quantity



Desk Bridge

Product Description

Desk Bridge connects desk unit to credenza unit forming "U" shaped workstation

Includes

- Melamine Laminate Top
- Modesty Panel with wire management
- Assembly Hardware

Product Number	Description	Width	Depth	Height	Price
PBR4824	Desk Bridge	48"	24"	29"	\$586

Marvel Pronto® Systems Furniture



Corner Desk Add-On

Product Description

Corner Desk is used to create a corner "L" with two Desk Returns

Includes

- Corner Desk
- Assembly Hardware

Planning Tip: Use with Desk Returns with or without Single Pedestals
36" corner desk for use with 2-24" desk returns
42" corner desk for use with 2-30" desk returns

Product Number	Description	Width	Depth	Height	Price
PAR3636	Corner Desk	36"	24"	29"	\$1,042
PAR4242	Corner Desk	42"	30"	29"	\$1,142

Open Shelf Add-On

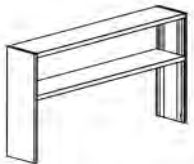
Product Description

Desk mounted open shelf adds extra convenient storage

Includes

- Shelf and desk mounted support
- 4 Wire management channels and covers

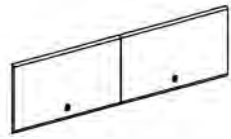
Planning Tip: Use on desk or credenza unit
Optional tackboard available



Product Number	Description	Width	Depth	Height	Price
POS48	Open Shelf	48"	14"	36"	\$633
POS60	Open Shelf	60"	14"	36"	\$697
POS66	Open Shelf	66"	14"	36"	\$743
POS72	Open Shelf	72"	14"	36"	\$788

Specify in Order:

1. Product Number
2. Finish: UT | DT | BK
3. Quantity



Flipper Door Kit

Product Description

Metal door addition fits open shelf unit

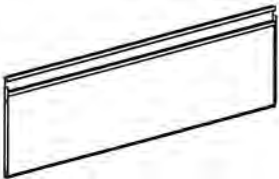
Includes

- Flipper door with lock(s)
- 60" and larger units include two doors

Product Number	Description	Width	Height	Price
PFD48	Flipper Door (1 Door)	48"	16"	\$256
PFD60	Flipper Door (2 Doors)	60"	16"	\$415
PFD66	Flipper Door (2 Doors)	66"	16"	\$431
PFD72	Flipper Door (2 Doors)	72"	16"	\$446

Specify in Order:

1. Product Number
2. Finish: UT | DT | BK
3. Fabric Color
4. Quantity



Tackboard

Product Description

Tackboard with fabric for open shelf unit

Includes

- Tackboard with fabric, frame and hardware

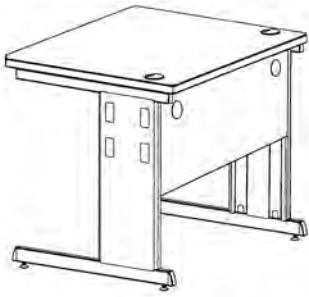
Product Number	Description	Width	Height	Price
PTB48	Tackboard	48"	16"	\$325
PTB60	Tackboard	60"	16"	\$370
PTB66	Tackboard	66"	16"	\$384
PTB72	Tackboard	72"	16"	\$401

Marvel Pronto® Systems Furniture

Specify in Order:

1. Product Number
2. Finish/Laminate: UT/OK-Pumice/Oak | DT/MA-Dark Neutral/Mahogany
BK/OK-Black/Oak | BK/BC-Black/Black Cherry | BK/MA-Black/Mahogany
3. Quantity

Marvel Pronto® School Training Table



School Training Table - Modesty Panel

Sturdy steel work tables feature a steel modesty panel. Choose standard color laminate worksurface with textured powder coated base. Worksurfaces feature radius edge.

Includes

- Melamine Laminate Top with 2-2" Grommets
- Vertical wire management access in both legs
- Assembly Hardware

Planning Tips:
Tables link easily side-to-side with tie plate provided

Product Number	Description	Width	Depth	Height	Price
PTR3624M	School Training Table/Modesty Panel	36"	24"	29"	\$682
PTR4224M	School Training Table/Modesty Panel	42"	24"	29"	\$737
PTR4824M	School Training Table/Modesty Panel	48"	24"	29"	\$773
PTR6024M	School Training Table/Modesty Panel	60"	24"	29"	\$865
PTR7224M	School Training Table/Modesty Panel	72"	24"	29"	\$954
PTR3630M	School Training Table/Modesty Panel	36"	30"	29"	\$722
PTR4230M	School Training Table/Modesty Panel	42"	30"	29"	\$775
PTR4830M	School Training Table/Modesty Panel	48"	30"	29"	\$814
PTR6030M	School Training Table/Modesty Panel	60"	30"	29"	\$922
PTR7230M	School Training Table/Modesty Panel	72"	30"	29"	\$1,019



Specify in Order:

1. Product Number
2. Finish/Laminate: UT/OK-Pumice/Oak | DT/MA-Dark Neutral/Mahogany
BK/OK-Black/Oak | BK/BC-Black/Black Cherry | BK/MA-Black/Mahogany
3. Quantity

Marvel Pronto® School Training Table

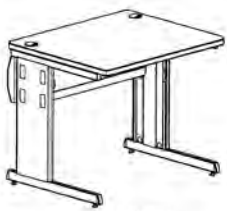


School Training Table - Lockable Wire Management

Product Description

Sturdy steel work tables feature lockable rear raceway for secure wire management. Choose standard color laminate worksurface with textured powder coated base. Worksurfaces feature radius edge.

- Lockable Wire Management Raceway with steel hinged door
- Center Septum in raceway separates data wiring from electrical wiring
- Melamine Laminate Top with 2-2" Grommets
- Vertical wire management access in both legs
- Lock with Two Keys
- Assembly Hardware

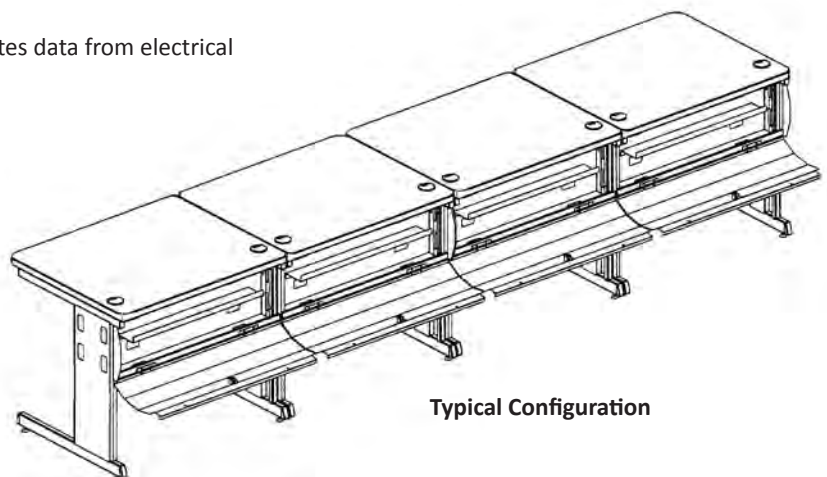
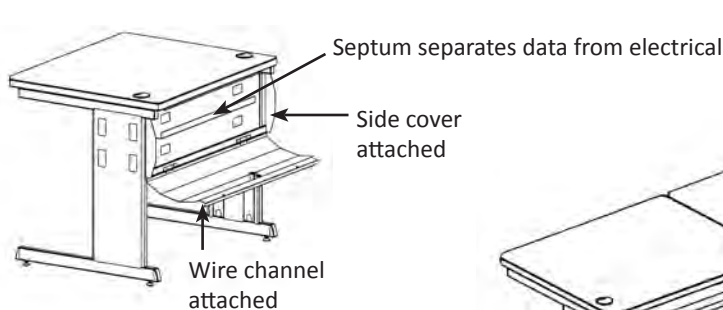


Product Number	Description	Width	Depth	Height	Price
PTR3624L	School Training Table/Lockable Raceway	36"	24"	29"	\$962
PTR4224L	School Training Table/Lockable Raceway	42"	24"	29"	\$1,045
PTR4824L	School Training Table/Lockable Raceway	48"	24"	29"	\$1,093
PTR6024L	School Training Table/Lockable Raceway	60"	24"	29"	\$1,227
PTR7224L	School Training Table/Lockable Raceway	72"	24"	29"	\$1,350
PTR3630L	School Training Table/Lockable Raceway	36"	30"	29"	\$989
PTR4230L	School Training Table/Lockable Raceway	42"	30"	29"	\$1,096
PTR4830L	School Training Table/Lockable Raceway	48"	30"	29"	\$1,152
PTR6030L	School Training Table/Lockable Raceway	60"	30"	29"	\$1,305
PTR7230L	School Training Table/Lockable Raceway	72"	30"	29"	\$1,441

Planning Tips:

- Tables link easily side-to-side (configuration shown below) with tie plate provided
- Removable side covers on rear raceway allow secure wiring from table to table
- Use Zapf® Electrical components, see pages 66-68

Detail with door open

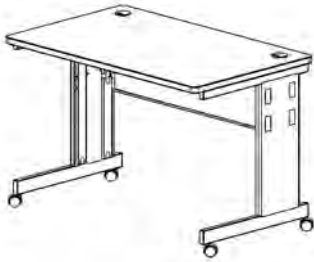


Typical Configuration

Marvel Pronto® School Training Table Mobile

Specify in Order:

1. Product Number
2. Finish/Laminate: UT/OK-Pumice/Oak | DT/MA-Dark Neutral/Mahogany
BK/OK-Black/Oak | BK/BC-Black/Black Cherry | BK/MA-Black/Mahogany
3. Quantity



PTR4830M
(on casters)

School Training Table with Casters Modesty Panel

Product Description

Sturdy steel work tables feature a steel modesty panel and furniture casters. Choose standard color laminate worksurface with textured powder coated base. Worksurfaces feature radius edge.

Includes

- Melamine Laminate Top with 2-2" Grommets
- Vertical wire management access in both legs
- Lock with Two Keys
- Assembly Hardware
- 4 Casters

Product Number	Description	Width	Depth	Height	Price
PTR3624MC	School Training Table/Modesty Panel	36"	24"	29"	\$707
PTR4224MC	School Training Table/Modesty Panel	42"	24"	29"	\$773
PTR4824MC	School Training Table/Modesty Panel	48"	24"	29"	\$806
PTR6024MC	School Training Table/Modesty Panel	60"	24"	29"	\$897
PTR7224MC	School Training Table/Modesty Panel	72"	24"	29"	\$984
PTR3630MC	School Training Table/Modesty Panel	36"	30"	29"	\$757
PTR4230MC	School Training Table/Modesty Panel	42"	30"	29"	\$809
PTR4830MC	School Training Table/Modesty Panel	48"	30"	29"	\$847
PTR6030MC	School Training Table/Modesty Panel	60"	30"	29"	\$952
PTR7230MC	School Training Table/Modesty Panel	72"	30"	29"	\$1,046

Planning Tips:

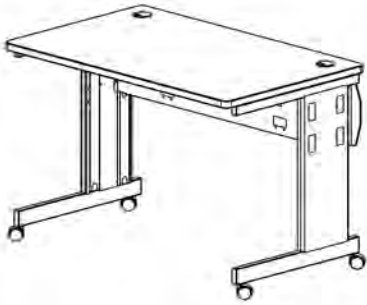
- Tables link easily side-to-side with tie plate provided

Specify in Order:

1. Product Number
2. Finish/Laminate: UT/OK-Pumice/Oak | DT/MA-Dark Neutral/Mahogany
BK/OK-Black/Oak | BK/BC-Black/Black Cherry | BK/MA-Black/Mahogany
3. Quantity

Marvel Pronto® School Training Table Mobile

School Training Table with Casters Lockable Wire Management



PTR4830L
(on casters)

Product Description

Sturdy steel work tables feature lockable rear raceway for secure wire management and furniture casters. Choose standard color laminate worksurface with textured powder coated base. Worksurfaces feature radius edge.

Includes

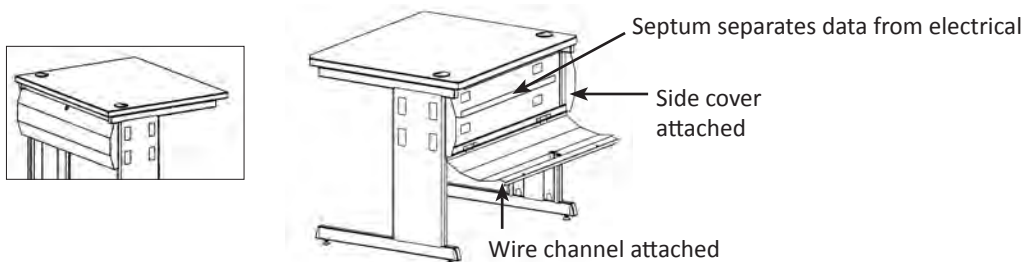
- Lockable Wire Management Raceway with steel hinged door
- Center Septum in raceway separates data wiring from electrical wiring
- Melamine Laminate Top with 2-2" Grommets
- Vertical wire management access in both legs
- Lock with Two Keys
- Assembly Hardware
- 4 Casters

Product Number	Description	Width	Depth	Height	Price
PTR3624LC	School Training Table/Lockable Raceway	36"	24"	29"	\$991
PTR4224LC	School Training Table/Lockable Raceway	42"	24"	29"	\$1,070
PTR4824LC	School Training Table/Lockable Raceway	48"	24"	29"	\$1,119
PTR6024LC	School Training Table/Lockable Raceway	60"	24"	29"	\$1,247
PTR7224LC	School Training Table/Lockable Raceway	72"	24"	29"	\$1,370
PTR3630LC	School Training Table/Lockable Raceway	36"	30"	29"	\$1,046
PTR4230LC	School Training Table/Lockable Raceway	42"	30"	29"	\$1,122
PTR4830LC	School Training Table/Lockable Raceway	48"	30"	29"	\$1,174
PTR6030LC	School Training Table/Lockable Raceway	60"	30"	29"	\$1,324
PTR7230LC	School Training Table/Lockable Raceway	72"	30"	29"	\$1,456

Planning Tips:

- Tables link easily side-to-side (configuration shown below) with tie plate provided
- Removable side covers on rear raceway allow secure wiring from table to table

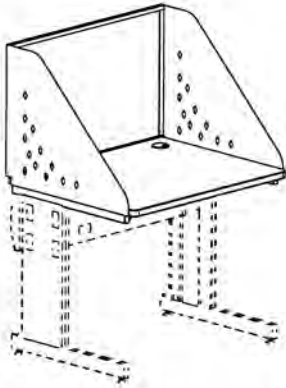
Detail with door open



Marvel Pronto® Training Table Carrels

Specify in Order:

1. Product Number
2. Finish/Laminate: UT/OK-Pumice/Oak | DT/MA-Dark Neutral/Mahogany
BK/OK-Black/Oak | BK/BC-Black/Black Cherry | BK/MA-Black/Mahogany
3. Fabric
4. Quantity



Training Table Carrels

Product Description

Add the carrel on the school training table worksurface to enhance privacy and provide a tackable surface. Ventilated steel sides are available for single tables or multiple end-to-end configurations. Sizes to fit 24" and 30" deep training tables. Select pumice or dark neutral finish and select from Grade 1 Fabrics.

Order individual parts below to create the carrel for the training table size you are using. Indicate a Shared side for center end-to-end training table applications.

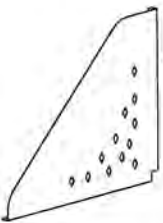
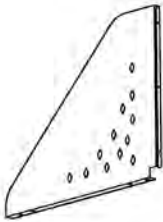
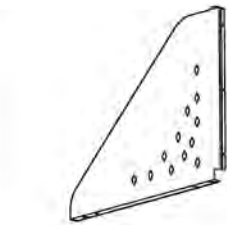
Includes

- 1 Carrel Side
- Assembly Hardware

Product Number	Description	Width	Depth	Height	Price
PTC24L	Carrel Side Left	-	24"	22.5"	\$88
PTC30L	Carrel Side Left	-	30"	22.5"	\$93
PTC24R	Carrel Side Right	-	24"	22.5"	\$88
PTC30R	Carrel Side Right	-	30"	22.5"	\$93
PTC24S	Carrel Side Shared	-	24"	22.5"	\$132
PTC30S	Carrel Side Shared	-	30"	22.5"	\$137

Planning Tips:

- When using side-to-side table application, order Carrel Side Shared for center unit(s)
- Order Training Table, see pages 20-23



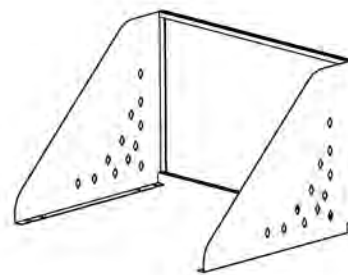
Includes

- 1 Carrel Tackable Back
- Assembly Hardware

Product Number	Description	Width	Depth	Height	Price
PTC36B	Carrel Back	36"	1"	22.5"	\$192
PTC42B	Carrel Back	42"	1"	22.5"	\$208
PTC48B	Carrel Back	48"	1"	22.5"	\$227
PTC60B	Carrel Back	60"	1"	22.5"	\$254
PTC66B	Carrel Back	66"	1"	22.5"	\$274
PTC72B	Carrel Back	72"	1"	22.5"	\$289

Planning Tips:

- When using side-to-side table application, order Carrel Side Shared for center unit(s)
- Order fabric from Grade 1 fabrics
- Order Training Table, see pages 20-23





Panel System



**Pricing and Ordering
Specifications**



ZAPF® Panel System

<i>General Product Information / Product Characteristics</i>	<i>27-28</i>
<i>Marvel Zapf COM Fabric Requirements</i>	<i>29</i>
<i>Marvel Zapf Support and Stability Planning</i>	<i>30</i>
<i>Typical Applications</i>	<i>31-39</i>
<i>Marvel Zapf Panel System Features</i>	<i>40</i>
<i>Pre-Configured Tiled Panels</i>	<i>41-44</i>
<i>Build-to-Spec Tiled Panels</i>	<i>45-52</i>
<i>Panels</i>	<i>53-60</i>
<i>Panel Connectors</i>	<i>61-65</i>
<i>Electrical</i>	<i>66-68</i>
<i>Worksurfaces, Square Edge, and Bull Nose</i>	<i>69-72</i>
<i>Worksurface Additions</i>	<i>73</i>
<i>Worksurface Counter Tops</i>	<i>74</i>
<i>Worksurface Supports</i>	<i>75-77</i>
<i>Overhead Storage</i>	<i>78-80</i>

ZAPF® Freestanding

<i>Freestanding Features</i>	<i>81</i>
<i>Freestanding Typicals</i>	<i>82-85</i>

Worksurfaces

<i>Square Edge and Bull Nose</i>	<i>86-87</i>
<i>Freestanding Worksurface Supports</i>	<i>88-92</i>
<i>Freestanding Overhead Storage</i>	<i>93-94</i>
<i>Freestanding Privacy Screens</i>	<i>95</i>
<i>Zapf Freestanding Counter tops</i>	<i>96</i>
<i>Zapf Freestanding Conference Desks</i>	<i>97</i>
<i>Conference Table Componentry</i>	<i>98-99</i>
<i>Storage</i>	<i>100-104</i>
<i>Accessories</i>	<i>104</i>

General Product Information



1. Lead Time

Standard MarvelZapf® products will ship within 20 days after receipt of purchase order. For lead times concerning COM fabrics or COM laminates, contact Customer Service.

2. Electronic Support

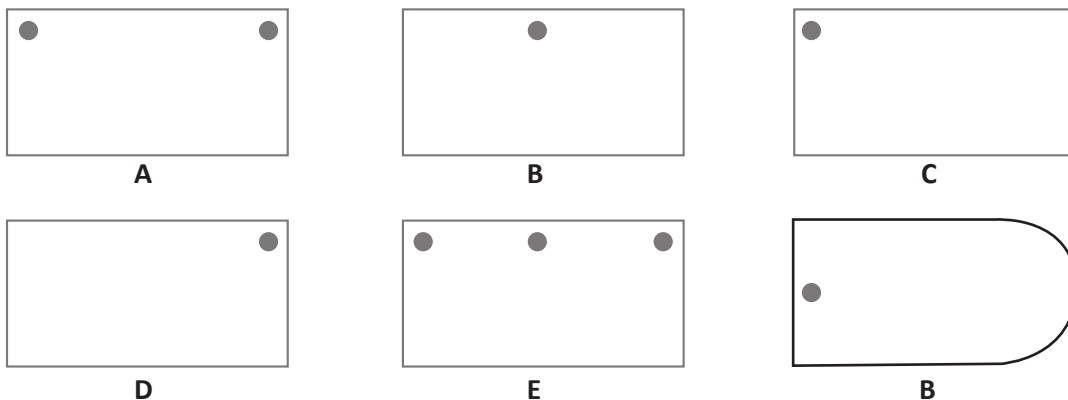
The MarvelZapf® line is available on Giza, and the library includes the auto-hardware function and the new exclusive auto-electric function. Contact Marvel® directly at 800-621-8846 for a copy of the library.

3. Design Assistance

Marvel® includes professional Space Planning devoted to the MarvelZapf® product line. Phone 800-621-8846.

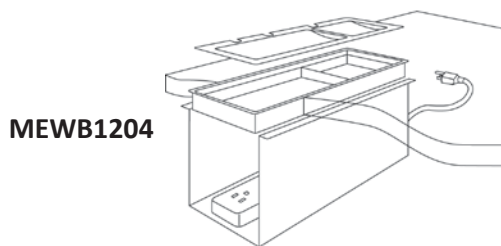
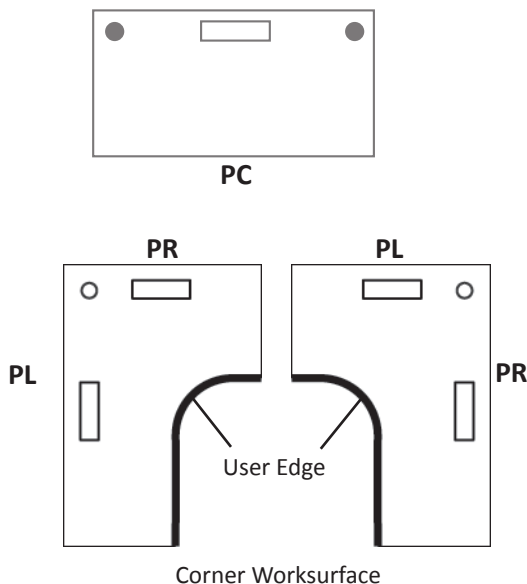
Grommet Location Options

Grommets can be ordered for worksurfaces and returns. The 2" diameter grommets are inset 4-3/8" from the surface edge to the center of the grommet. For factory installation of grommets, add configuration code A through F to the end of the product number. List price is \$14 per grommet. A 2" diameter grommet is standard for all corner worksurfaces.

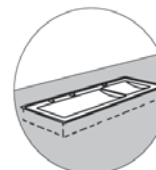


4. 4 Week Ship

The 12"W x 4"D x 6"H Power Box is centered on the surface, inset 5-1/2" from the back edge. Template is included. For factory installation of Power Box, add the appropriate configuration code to the end of the product number. Use PC for rectangular worksurfaces, and PL or PR for extended corner worksurfaces. List price is \$165 for the Power Box plus \$45 for Factory Installation.



Power Box and Grommet are level with the worksurface.
Cover may be used as a pencil tray.



Marvel Zapf® Features



Selling Features for Our Dealers

1. The Marvel Zapf® line was designed by Otto Zapf, world renowned office furniture designer.
2. There is consistency in the design and aesthetics of Marvel Zapf®. The available square edge, bull-nose T-edge detail, radiused top caps and end caps, and use of the radius in overhead storage maintain a consistent and appealing appearance.
3. The connection system is easy to understand and provides easy installation.
4. Lead time of 20 days.
5. The Marvel Zapf® price point, for a high-end design and high quality panel system, is easily the best available today.

Product Characteristics



1. Standard Panel Characteristics

All fabric panels are acoustical. 12" wide and 18" wide panels do not accept power blocks. 24" wide panels accept one duplex receptacle per side. All other panel widths accept two duplex receptacles per side.

2. Worksurface Power Access Panel

See page 59 of this pricer for important product details.

3. Dimensional Gain

Two-way, three-way, and four-way connectors each cause 2" dimensional gain. Extended rectangular surfaces are available on page 71.

4. Worksurfaces

All work surfaces are constructed of 1 3/16" thick particleboard with high pressure laminate applied on the top and a full backing sheet bonded to the bottom. Square edge and Bull nose surface detail is available on all surfaces.

5. Product Testing

Electrical components are U.L. 1286 (C UL) listed. Panels and support components meet or exceed all ANSI BIFMA X5.6 requirements. Panels are Class A fire Rated. The Noise Reduction Coefficient is .70, and the Sound Transmission Class (STC) is 24.

Expedite your next order with FLEF!



Specify these items on every order.

Grain Direction Indicators

Work surfaces and Zapf® Tiled Panels with wood grain laminates are manufactured in a consistent grain direction. This direction will be indicated on the product icon to the left of the item listing. The direction will be shown as a unique double ended arrow. Does not apply to non-wood grain laminates.

Marvel Zapf® COM Fabric Requirements



COM Yardage Requirements
66" wide fabric, .20" to .40" maximum thickness

Product	Yardage
Panels	
33" x 12"	1-1/3
33" x 18"	1-2/3
33" x 24"	2
33" x 30"	2-1/3
33" x 36"	2-2/3
33" x 42"	3
33" x 48"	3-1/3
33" x 60"	4
41" x 12"	1-1/2
41" x 18"	1-2/3
41" x 24"	2
41" x 30"	2-1/3
41" x 36"	2-2/3
41" x 42"	3
41" x 48"	3-1/3
41" x 60"	4
49" x 12"	1-2/3
49" x 18"	1-2/3
49" x 24"	2
49" x 30"	2-1/3
49" x 36"	2-2/3
49" x 42"	3
49" x 48"	3-1/3
49" x 60"	4
57" x 12"	2
57" x 18"	2
57" x 24"	2
57" x 30"	2-1/3
57" x 36"	2-2/3
57" x 42"	3
57" x 48"	3-1/3
57" x 60"	4
65" x 12"	2
65" x 18"	2
65" x 24"	2
65" x 30"	2-1/3
65" x 36"	2-2/3
65" x 42"	3
65" x 48"	3-1/3
65" x 60"	4
81" x 12"	2-1/3
81" x 18"	2-1/3
81" x 24"	2-1/3
81" x 30"	2-1/2
81" x 36"	5
81" x 42"	5
81" x 48"	5
81" x 60"	5

Product	Yardage
Flipper Doors	
24"	1-1/4
30"	1-1/3
36"	1-1/2
42"	1-2/3
48"	2
60"	2-1/4
66"	2-1/3
72"	2-1/2

Product	Yardage
Tackboards	
13" x 24"	1-1/4
13" x 30"	1-1/3
13" x 36"	1-1/2
13" x 42"	1-2/3
13" x 48"	2
13" x 60"	2-1/4
13" x 66"	2-1/3
13" x 72"	2-1/2
18" x 24"	1-1/4
18" x 30"	1-1/3
18" x 36"	1-1/2
18" x 42"	1-2/3
18" x 48"	2
18" x 60"	2-1/4
18" x 66"	2-1/3
18" x 72"	2-1/2

Product	Yardage
Tiles	
8" x 24"	1
8" x 30"	1
8" x 36"	1-1/4
8" x 42"	1-1/2
8" x 48"	1 1/2
8" x 60"	1 3/4
16" x 24"	1-1/4
16" x 30"	1-1/3
16" x 36"	1-1/2
16" x 42"	1-2/3
16" x 48"	2
16" x 60"	2-1/4
21" x 24"	1-1/4
21" x 30"	1-1/3
21" x 36"	1-1/2
21" x 42"	1-2/3
21" x 48"	2
21" x 60"	2-1/4

Please contact Marvel Customer Service to obtain fabric swatches. Customer's Own Material (COM) must be tested and approved by Marvel®.

Marvel Zapf® Support and Stability Planning

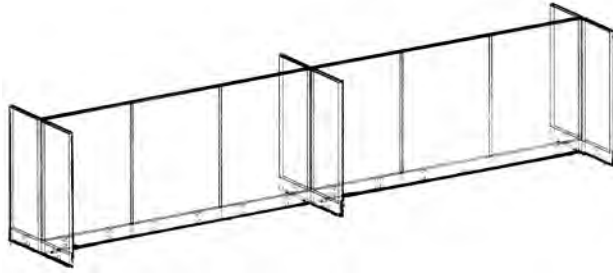


This information is a guideline for safe layout and panel installation: Refer to it to make sure every panel run and component has adequate support.

Sequence to Determine Proper Support

Determine:

1. The components that qualify as support components
2. The panels that qualify as support panels
3. Termination support for each end of panel run
4. If panel run is non-loaded
5. If panel run is load-bearing
6. Support panel width
7. Support panel height
8. Minimum interval between support panels



1. Support Components

These components provide adequate lateral support to a panel run. The following qualify as support components:

- A Full Leg Support attached to a worksurface
- A Panel Mount-to-Wall Kit attached to a structurally sound surface
- A Panel-to-Pedestal Bracket attached to a worksurface

2. Support Panels

These panel types qualify as approved support when they are attached perpendicularly to the panel run:

- Acoustical Panel
- Glazed Panel
- Half Glazed Panel
- Clear Story Panel
- Open Base Panel
- Tiled Panel

If a panel is used as the support component, it must meet the width and height requirements established in Step 3.

3. Panel Run Lengths

- A. Double sided panel returns
A panel run between 48" and a maximum of 144" must have a minimum of two return panels totaling 20% of the panel run extended in opposing directions on each end of the panel run.
- B. Single sided panel returns
A panel run between 48" and a maximum of 144" must have a minimum of two return panels totaling 60% of the panel run extended in one direction on each end of the panel run. The minimum return panel length must be 48".
- C. Worksurface must be supported properly every 48" to provide correct stability. It is recommended that shared legs be used to support all corner surfaces.

4. Non-Loaded Panels

Panels with no components attached are considered non-loaded. When the following components are attached, these panels are also considered non-loaded:

- Tackboard

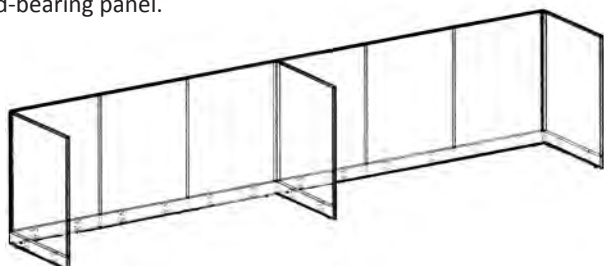
5. Load Bearing Panels

A panel supporting any other type of component is considered a load-bearing panel.

These components include:

- All shelves and Flipper Door Units
- Hanging Worksurface
- Corner Worksurface

Worksurfaces are considered load-bearing with or without suspended components or drawers. A support panel or support component must be used on each side of a load-bearing panel.



Zapf Tiled Panel Typicals on Page 38



Panel System

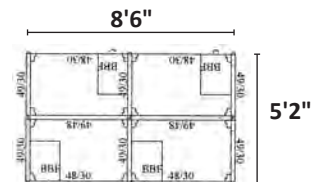
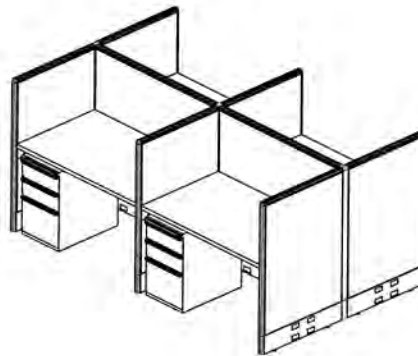
Specify in Order:

1. Product Number
2. Finish
3. Laminate / Edge
4. Fabric
5. Quantity

All Typicals are priced with square edge worksurfaces, priced in grade 1 fabric, without electrical

Typical 1

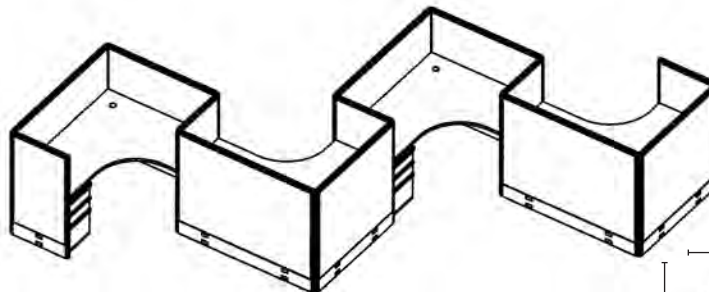
Product Number
ZTEL1



Price
\$8,896

Typical 2

Product Number
ZTEL2



Price
\$13,614

Specify in Order:

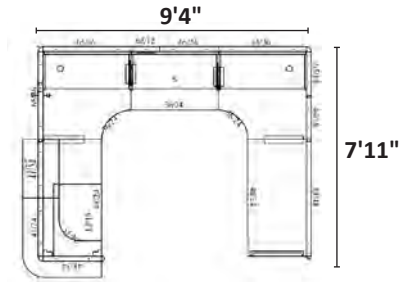
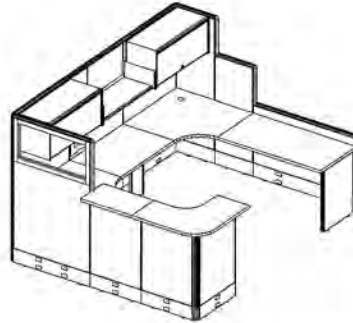
1. Product Number
2. Finish
3. Laminate / Edge
4. Fabric
5. Quantity

Typical Applications

All Typicals are priced with square edge worksurfaces, priced in grade 1 fabric, without electrical

Typical 7

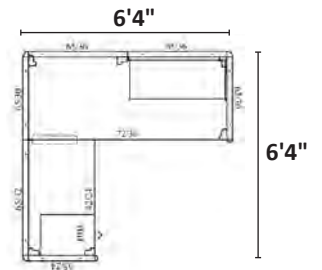
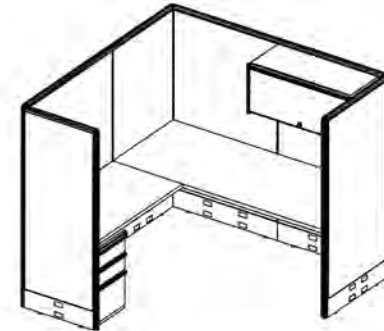
Product Number
ZREC5



Price
\$11,984

Typical 8

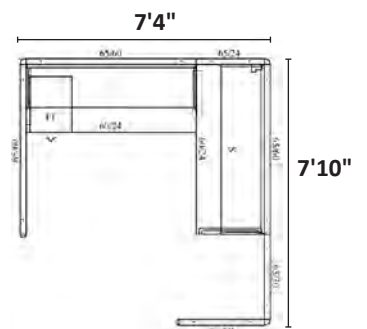
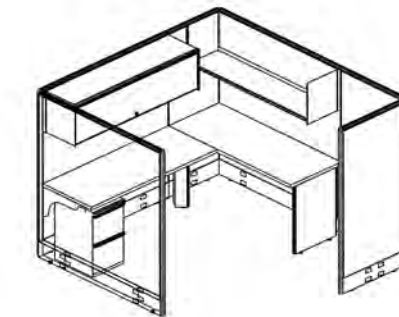
Product Number
ZCUB1



Price
\$5,809

Typical 9

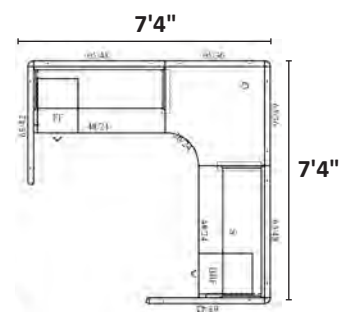
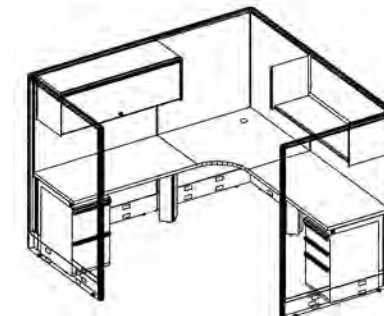
Product Number
ZCUB2



Price
\$7,137

Typical 10

Product Number
ZCUB3



Price
\$7,392

Typical Applications

Specify in Order:

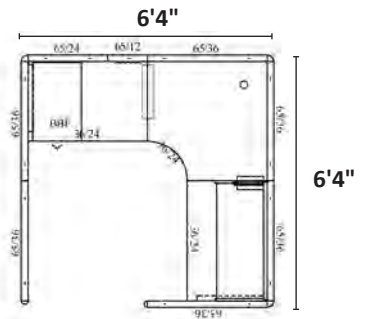
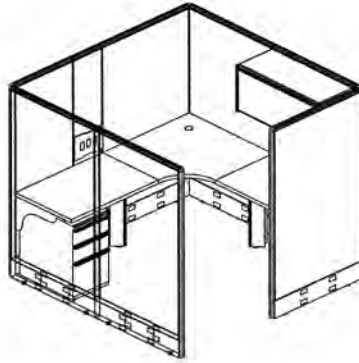
All Typicals are priced with square edge worksurfaces, priced in grade 1 fabric, without electrical

1. Product Number
2. Finish
3. Laminate / Edge
4. Fabric
5. Quantity

Typical 11

Product Number
ZCUB4

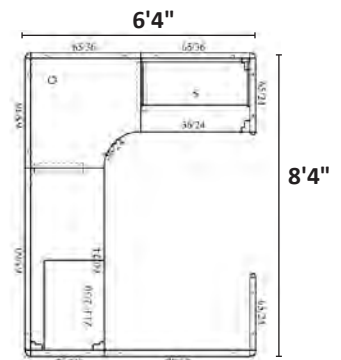
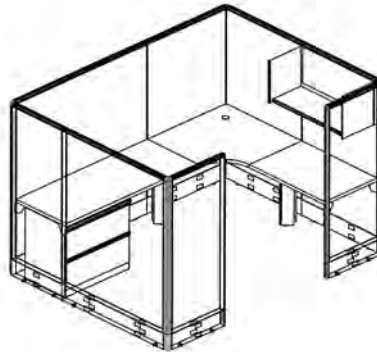
Price
\$7,508



Typical 12

Product Number
ZCUB5

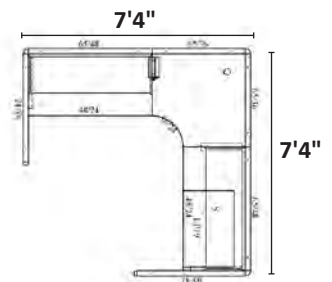
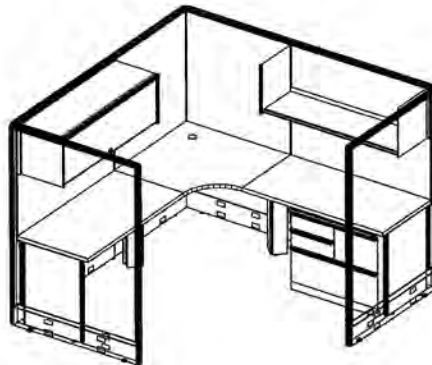
Price
\$7,593



Typical 13

Product Number
ZCUB6

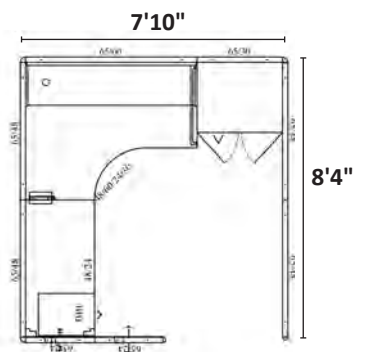
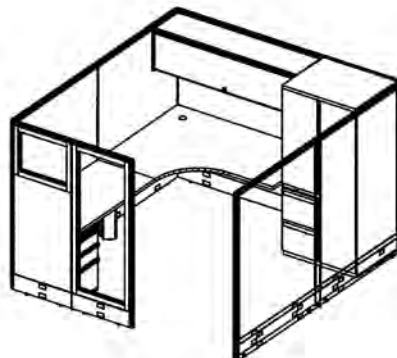
Price
\$8,097



Typical 14

Product Number
ZCUB7

Price
\$10,638



Specify in Order:

1. Product Number
2. Finish
3. Laminate / Edge
4. Fabric
5. Quantity

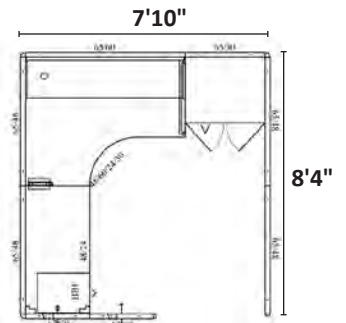
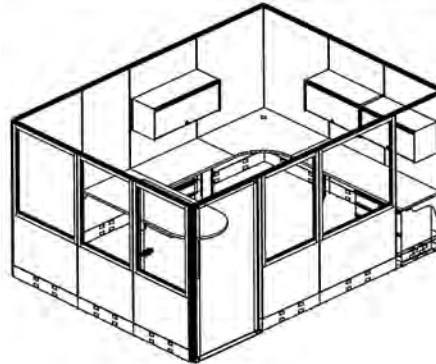
Typical Applications

All Typicals are priced with square edge worksurfaces, priced in grade 1 fabric, without electrical

Typical 16

Product Number
ZCUB9

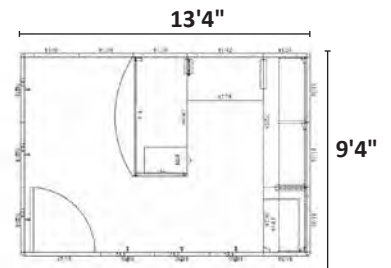
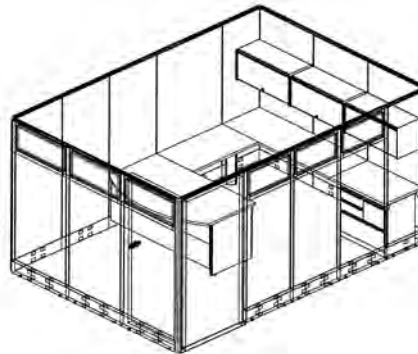
Price
\$21,205



Typical 17

Product Number
ZCUB10

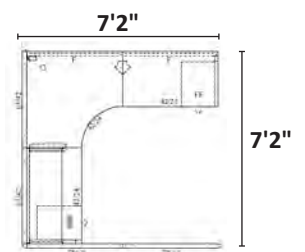
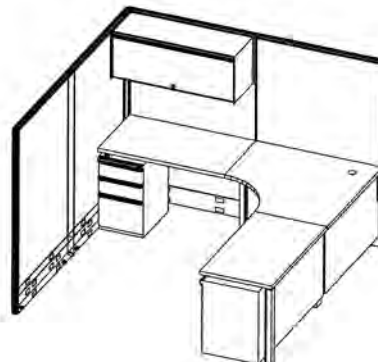
Price
\$23,193



Typical 18

Product Number
ZOFF1

Price
\$6,631



Typical Applications

Specify in Order:

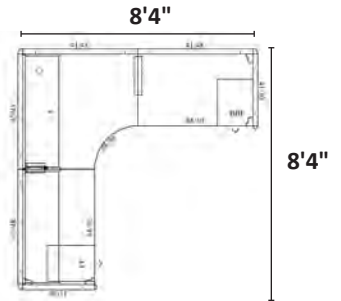
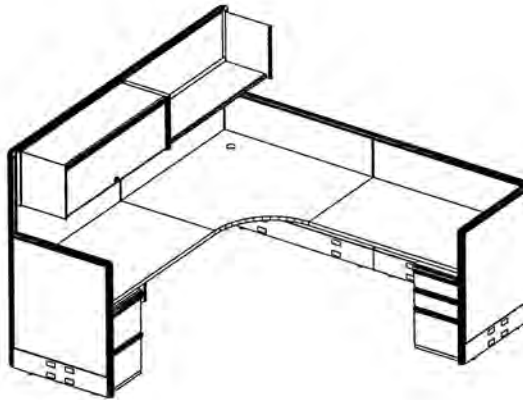
All Typicals are priced with square edge worksurfaces, priced in grade 1 fabric, without electrical

1. Product Number
2. Finish
3. Laminate / Edge
4. Fabric
5. Quantity

Typical 20

Product Number
ZOFF3

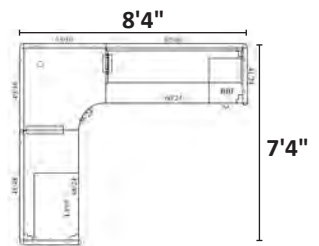
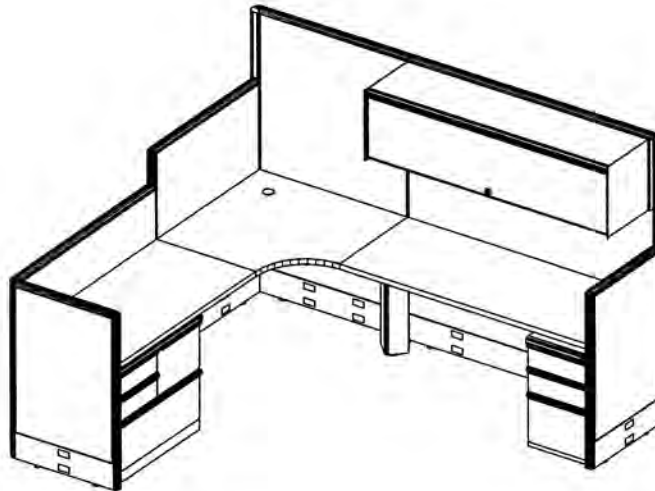
Price
\$7,887



Typical 21

Product Number
ZOFF4

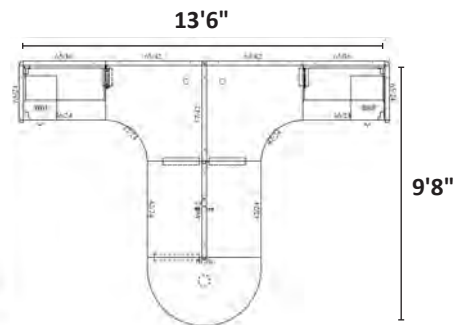
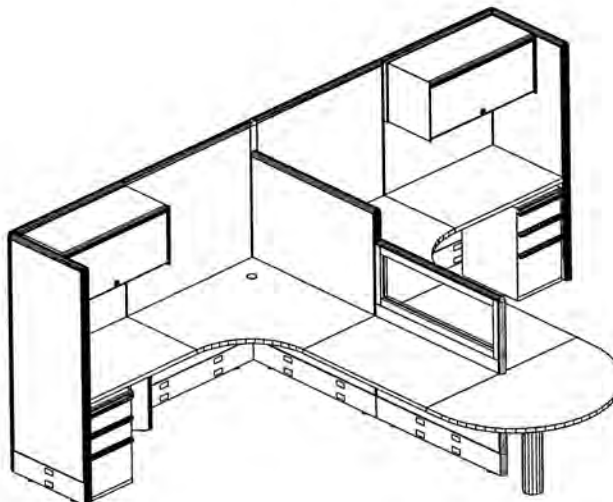
Price
\$7,887



Typical 22

Product Number
ZMUL1

Price
\$10,918



Specify in Order:

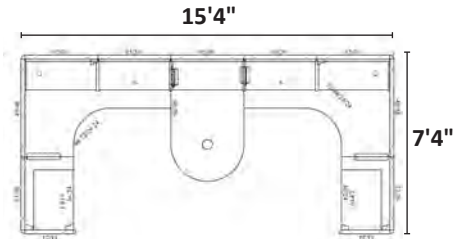
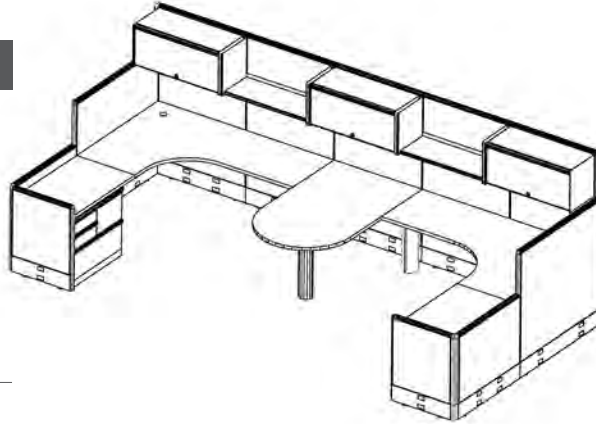
1. Product Number
2. Finish
3. Laminate / Edge
4. Fabric
5. Quantity

Typical Applications

All Typicals are priced with square edge worksurfaces, priced in grade 1 fabric, without electrical

Typical 23

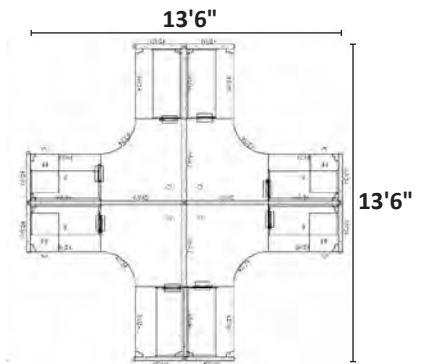
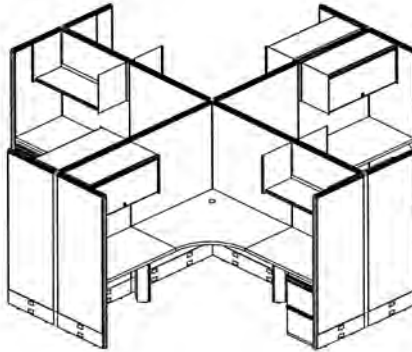
Product Number
ZMUL2



Price
\$15,065

Typical 24

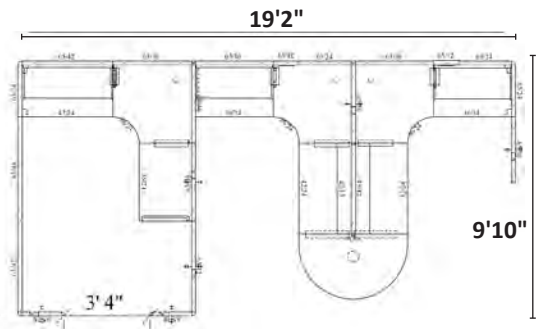
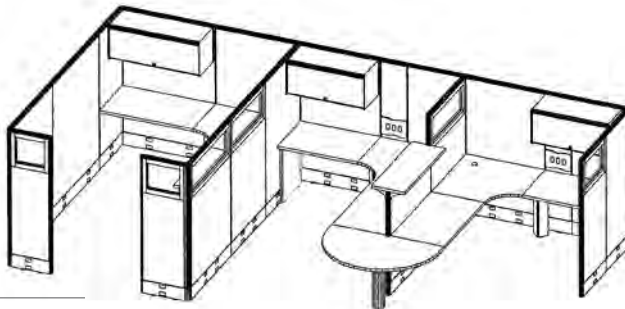
Product Number
ZMUL3



Price
\$20,663

Typical 25

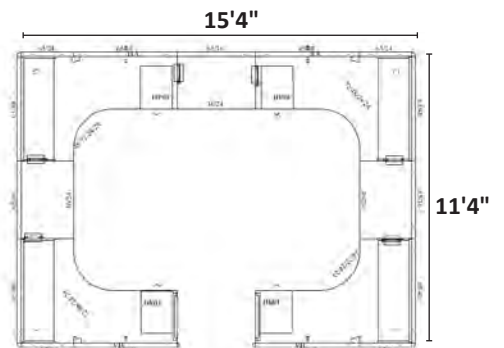
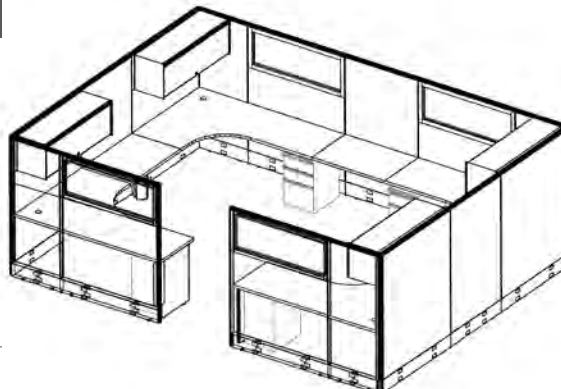
Product Number
ZMUL4



Price
\$20,027

Typical 26

Product Number
ZMUL5



Price
\$20,768

Typical Applications

Pre-Configured Tiled Panel Usage

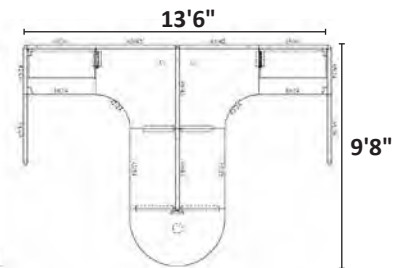
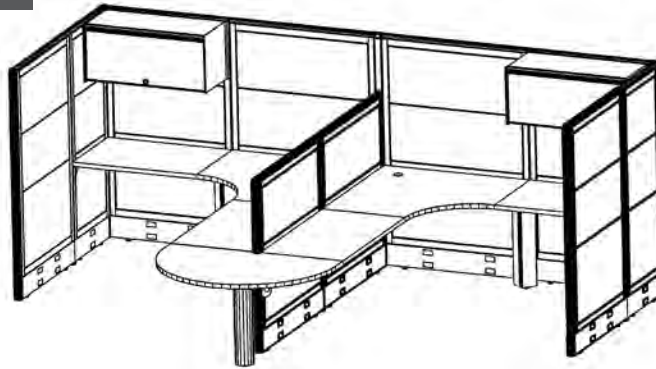
All Typicals are priced with square edge worksurfaces, priced in grade 1 fabric, without electrical

Specify in Order:

1. Product Number
2. Finish
3. Laminate / Edge
4. Fabric
5. Quantity

Typical 28

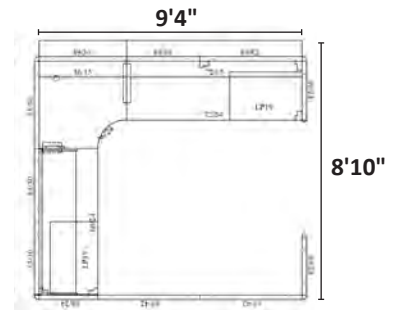
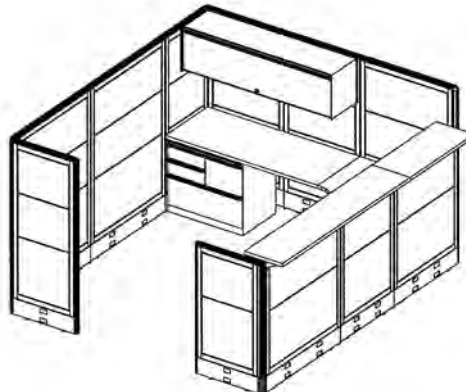
Product Number
ZTIL2



Price
\$12,753

Typical 29

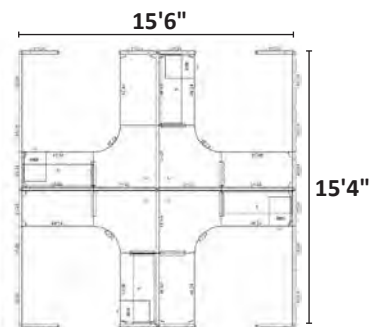
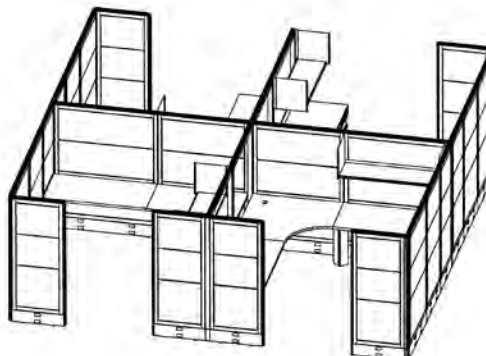
Product Number
ZTIL3



Price
\$14,428

Typical 30

Product Number
ZTIL4



Price
\$29,495

Specify in Order:

1. Product Number
2. Finish
3. Laminate / Edge
4. Fabric
5. Quantity

Typical Applications

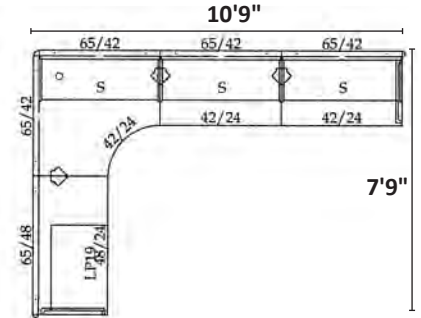
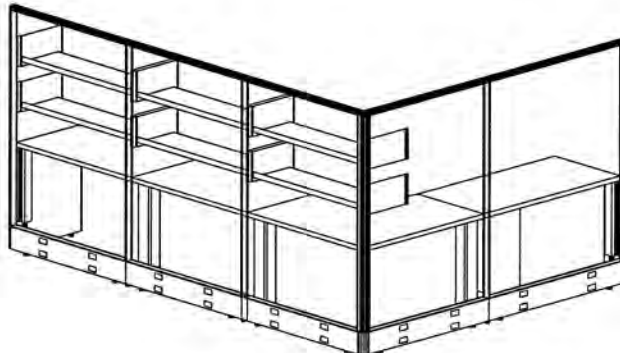
Panel Frame Alternate Usage

Panel Frames can be used alone to build free-standing storage worksurfaces for industrial or shop applications. Create a strong attractive structure to hang accessories.

All Typicals are priced with square edge worksurfaces, priced in grade 1 fabric, without electrical

Typical 46

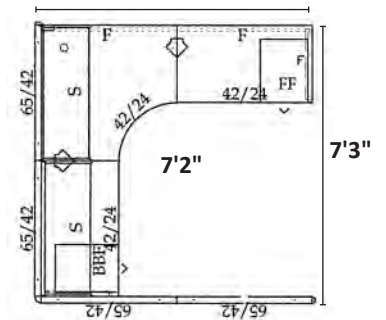
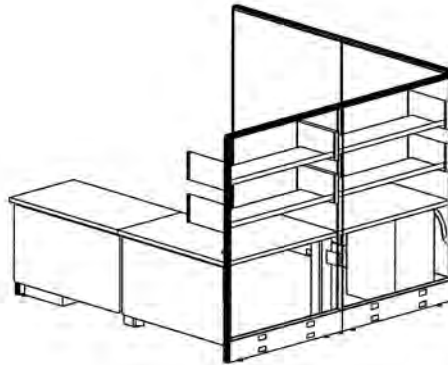
Product Number
ZAFR2



Price
\$7,675

Typical 47

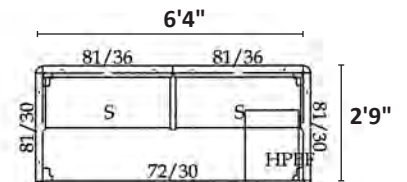
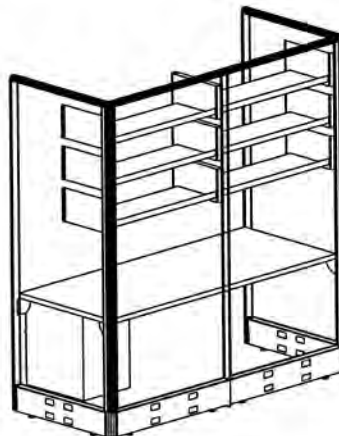
Product Number
ZAFR3



Price
\$6,297

Typical 48

Product Number
ZAFR4

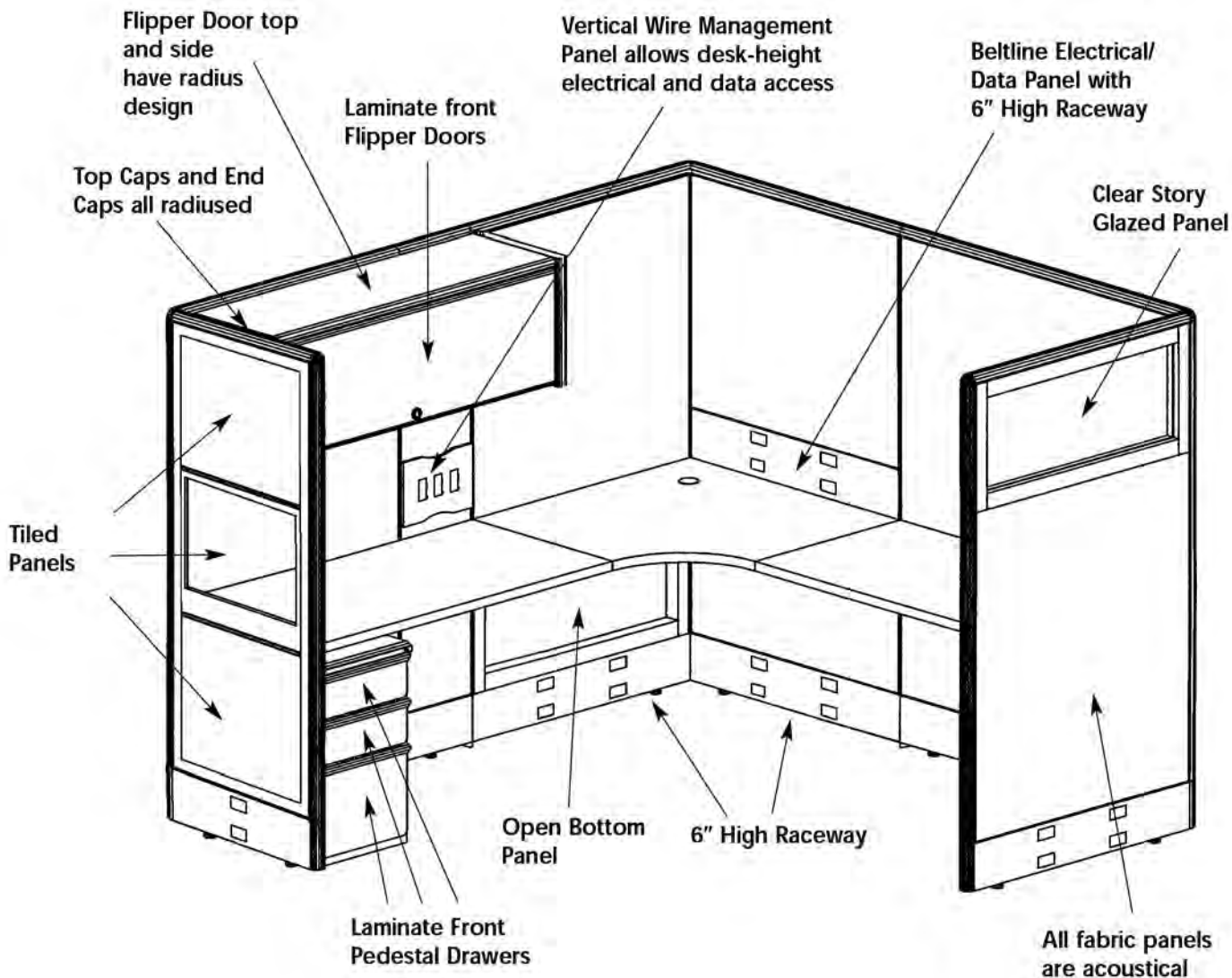


Price
\$5,049

Zapf® Panel System Features



Panel System Features



THE MARVEL GROUP, INC
REGISTERED TO ISO 9001-2008
FILE NUMBER 10002902

Pre-Configured Tiled Panels

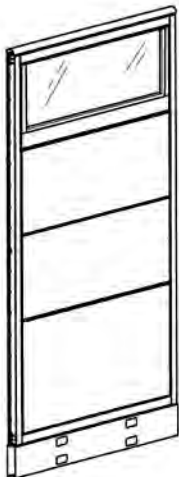
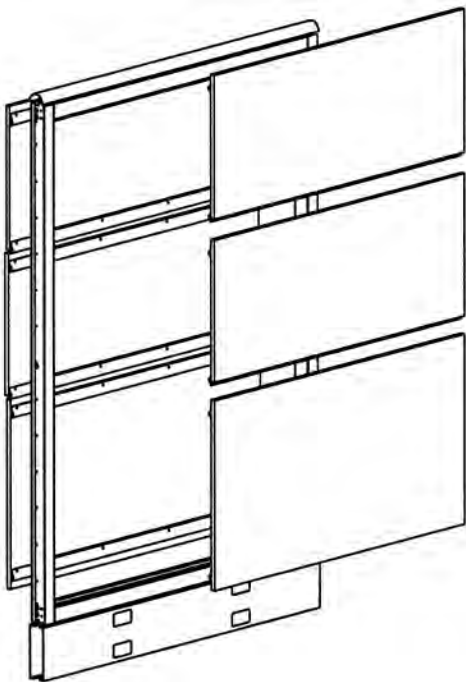
Product Overview

Zapf® Pre-configured Tiled Panels match widths and heights of all Zapf® panels and are compatible with the Zapf® systems. The Pre-configured Tiled Panels offer you four heights and six widths of frames. Each panel you order is 2 sided.

Each Pre-configured Tile Panel will have the same fabric you order on every panel. You can select Finish of frame from Marvel standard finishes.

Pre-Configured Tiled Panels Include:

- Tiled Panel Frame
- Tiled Panel Inserts (front and back tiles)
- Raceway
- Top Cap



Tiled Panel Insert Construction

- Tiled Panel Inserts are easily removable.
- Base Tiled Insert is always 21" high.
- Upper Tiled Inserts are 8" high on 41" panels.
- Upper Tiled Inserts are 16" high on 49", 65", and 81" panels.
- Upper (16") Tiled Inserts are interchangeable.

Tiled Panels may be ordered by components, see Build-to-Spec section for the list of optional materials available starting on page 45.

41" High Tile Panel requires:

- One 41" high Frame, includes Raceway and Top Cap
- Two 8" high Tiled Panel Inserts (One on ea. side)
- Two 21" high (base) Tiled Panel Inserts (One on ea. side)



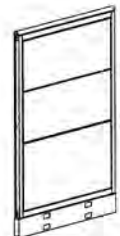
49" High Tiled Panel includes:

- One 49" high Frame with Raceway and Top Cap
- Two 16" high Tiled Panel Inserts (One on ea. side)
- Two 21" high (base) Tiled Panel Inserts (One on ea. side)



65" High Tiled Panel includes:

- One 65" high Frame with Raceway and Top Cap
- Four 16" high Tiled Panel Inserts (Two on ea. side)
- Two 21" high (base) Tiled Panel Inserts (One on ea. side)



81" High Tiled Panel includes:

- One 81" high Frame with Raceway and Top Cap
- Six 16" high Tiled Panel Inserts (Three on ea. side)
- Two 21" high (base) Tiled Panel Inserts (One on ea. side)



Pre-Configured Clear Story Glazed or Acrylic Tiled Panels:

These tiled panels include one two-sided clear story tiled panel insert at the top in the sizes and configurations shown above.

Tiled Panels

Specify in Order:

1. Product Number
2. Finish
3. Fabric
4. Quantity

Pre-Configured Tiled Panels

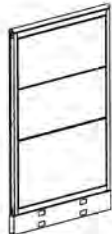
Product Description

Tiled Panel with fabric tiled inserts inside a frame. All tiled inserts are the same color fabric. Each panel ordered is two sided, both sides included in your order.

Includes

- Panel Frame
- Fabric Tiled Panel Inserts
- Raceway
- Top Cap

Planning tips:
Tiled panel inserts attach inside frames



Product Number	Description	Width	Height	Grade 1 Price	Grade 2 Price	Grade 3 Price
ZPT4118	Tiled Panel	18"	41"	\$478	\$549	\$643
ZPT4124	Tiled Panel	24"	41"	\$506	\$584	\$688
ZPT4130	Tiled Panel	30"	41"	\$570	\$657	\$771
ZPT4136	Tiled Panel	36"	41"	\$637	\$734	\$862
ZPT4142	Tiled Panel	42"	41"	\$693	\$799	\$935
ZPT4148	Tiled Panel	48"	41"	\$786	\$905	\$1,078
ZPT4918	Tiled Panel	18"	49"	\$483	\$555	\$647
ZPT4924	Tiled Panel	24"	49"	\$512	\$589	\$693
ZPT4930	Tiled Panel	30"	49"	\$576	\$662	\$774
ZPT4936	Tiled Panel	36"	49"	\$644	\$740	\$865
ZPT4942	Tiled Panel	42"	49"	\$698	\$805	\$940
ZPT4948	Tiled Panel	48"	49"	\$791	\$912	\$1,080
ZPT6518	Tiled Panel	18"	65"	\$605	\$695	\$813
ZPT6524	Tiled Panel	24"	65"	\$641	\$735	\$860
ZPT6530	Tiled Panel	30"	65"	\$733	\$845	\$986
ZPT6536	Tiled Panel	36"	65"	\$788	\$909	\$1,063
ZPT6542	Tiled Panel	42"	65"	\$921	\$1,059	\$1,238
ZPT6548	Tiled Panel	48"	65"	\$1,002	\$1,151	\$1,348
ZPT8118	Tiled Panel	18"	81"	\$745	\$858	\$1,006
ZPT8124	Tiled Panel	24"	81"	\$992	\$1,141	\$1,338
ZPT8130	Tiled Panel	30"	81"	\$1,091	\$1,254	\$1,465
ZPT8136	Tiled Panel	36"	81"	\$1,234	\$1,420	\$1,660
ZPT8142	Tiled Panel	42"	81"	\$1,389	\$1,598	\$1,872
ZPT8148	Tiled Panel	48"	81"	\$1,559	\$1,841	\$2,110

Specify in Order:

1. Product Number
2. Finish
3. Fabric
4. Quantity

Tiled Panels

Pre-Configured Clear Story Glazed Tiled Panels

Product Description

Tiled Panel with fabric tiled inserts inside a frame at bottom and one 16" glazed clear story tiled panel insert (41" tall has one 8") at the top. All tiled inserts are the same color fabric. Each panel ordered is two sided, both sides included in your order.

Includes

- Panel Frame
- Fabric Tiled Panel Inserts with Glazed Clear Story Panel at the top
- Raceway
- Top Cap

Planning tips:

Tiled panel inserts attach inside frames



Product Number	Description	Width	Height	Grade 1 Price	Grade 2 Price	Grade 3 Price
ZTG4118	Clear Story Glazed Tiled Panel	18"	41"	\$720	\$749	\$779
ZTG4124	Clear Story Glazed Tiled Panel	24"	41"	\$798	\$823	\$860
ZTG4130	Clear Story Glazed Tiled Panel	30"	41"	\$887	\$913	\$954
ZTG4136	Clear Story Glazed Tiled Panel	36"	41"	\$981	\$1,008	\$1,049
ZTG4142	Clear Story Glazed Tiled Panel	42"	41"	\$1,042	\$1,073	\$1,115
ZTG4148	Clear Story Glazed Tiled Panel	48"	41"	\$1,153	\$1,166	\$1,210
ZTG4918	Clear Story Glazed Tiled Panel	18"	49"	\$776	\$804	\$832
ZTG4924	Clear Story Glazed Tiled Panel	24"	49"	\$853	\$880	\$913
ZTG4930	Clear Story Glazed Tiled Panel	30"	49"	\$949	\$975	\$1014
ZTG4936	Clear Story Glazed Tiled Panel	36"	49"	\$1,054	\$1,080	\$1,118
ZTG4942	Clear Story Glazed Tiled Panel	42"	49"	\$1,133	\$1,165	\$1,201
ZTG4948	Clear Story Glazed Tiled Panel	48"	49"	\$1,262	\$1,275	\$1,315
ZTG6518	Clear Story Glazed Tiled Panel	18"	65"	\$958	\$1,009	\$1,069
ZTG6524	Clear Story Glazed Tiled Panel	24"	65"	\$1,058	\$1,107	\$1,174
ZTG6530	Clear Story Glazed Tiled Panel	30"	65"	\$1,173	\$1,228	\$1,233
ZTG6536	Clear Story Glazed Tiled Panel	36"	65"	\$1,270	\$1,320	\$1,394
ZTG6542	Clear Story Glazed Tiled Panel	42"	65"	\$1,388	\$1,448	\$1,525
ZTG6548	Clear Story Glazed Tiled Panel	48"	65"	\$1,494	\$1,556	\$1,636
ZTG8118	Clear Story Glazed Tiled Panel	18"	81"	\$1,166	\$1,235	\$1,329
ZTG8124	Clear Story Glazed Tiled Panel	24"	81"	\$1,350	\$1,427	\$1,521
ZTG8130	Clear Story Glazed Tiled Panel	30"	81"	\$1,470	\$1,552	\$1,655
ZTG8136	Clear Story Glazed Tiled Panel	36"	81"	\$1,611	\$1,691	\$1,799
ZTG8142	Clear Story Glazed Tiled Panel	42"	81"	\$1,728	\$1,816	\$1,930
ZTG8148	Clear Story Glazed Tiled Panel	48"	81"	\$1,880	\$1,911	\$2,091

Tiled Panels

Specify in Order:

1. Product Number
2. Finish
3. Fabric
4. Quantity

Pre-Configured Top Acrylic Tiled Panels

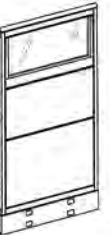
Product Description

Tiled Panel with fabric tiled inserts inside a frame at the bottom and one 16" acrylic tiled panel insert (41" tall has one 8") at the top. All tiled inserts are the same color fabric. Each panel ordered is two sided, both sides included in your order.

Includes

- Panel Frame
- Fabric Tiled Panel Inserts with Acrylic Clear Story Panel at the top
- Raceway
- Top Cap

Planning tips:
Tiled panel inserts attach inside frames



Product Number	Description	Width	Height	Grade 1 Price	Grade 2 Price	Grade 3 Price
ZTA4118	Clear Story Acrylic Tiled Panel	18"	41"	\$651	\$678	\$712
ZTA4124	Clear Story Acrylic Tiled Panel	24"	41"	\$698	\$722	\$761
ZTA4130	Clear Story Acrylic Tiled Panel	30"	41"	\$765	\$794	\$833
ZTA4136	Clear Story Acrylic Tiled Panel	36"	41"	\$828	\$855	\$896
ZTA4142	Clear Story Acrylic Tiled Panel	42"	41"	\$883	\$914	\$958
ZTA4148	Clear Story Acrylic Tiled Panel	48"	41"	\$942	\$975	\$1,017
ZTA4918	Clear Story Acrylic Tiled Panel	18"	49"	\$706	\$732	\$764
ZTA4924	Clear Story Acrylic Tiled Panel	24"	49"	\$752	\$777	\$813
ZTA4930	Clear Story Acrylic Tiled Panel	30"	49"	\$821	\$850	\$886
ZTA4936	Clear Story Acrylic Tiled Panel	36"	49"	\$874	\$902	\$939
ZTA4942	Clear Story Acrylic Tiled Panel	42"	49"	\$934	\$966	\$1,006
ZTA4948	Clear Story Acrylic Tiled Panel	48"	49"	\$998	\$1,031	\$1,069
ZTA6518	Clear Story Acrylic Tiled Panel	18"	65"	\$890	\$936	\$998
ZTA6524	Clear Story Acrylic Tiled Panel	24"	65"	\$956	\$1,009	\$1,073
ZTA6530	Clear Story Acrylic Tiled Panel	30"	65"	\$1,046	\$1,101	\$1,105
ZTA6536	Clear Story Acrylic Tiled Panel	36"	65"	\$1,093	\$1,144	\$1,217
ZTA6542	Clear Story Acrylic Tiled Panel	42"	65"	\$1,192	\$1,249	\$1,325
ZTA6548	Clear Story Acrylic Tiled Panel	48"	65"	\$1,247	\$1,310	\$1,389
ZTA8118	Clear Story Acrylic Tiled Panel	18"	81"	\$1,094	\$1,166	\$1,260
ZTA8124	Clear Story Acrylic Tiled Panel	24"	81"	\$1,248	\$1,324	\$1,423
ZTA8130	Clear Story Acrylic Tiled Panel	30"	81"	\$1,346	\$1,424	\$1,529
ZTA8136	Clear Story Acrylic Tiled Panel	36"	81"	\$1,435	\$1,515	\$1,623
ZTA8142	Clear Story Acrylic Tiled Panel	42"	81"	\$1,533	\$1,623	\$1,732
ZTA8148	Clear Story Acrylic Tiled Panel	48"	81"	\$1,634	\$1,726	\$1,847

Build-To-Spec Tiled Panels

Product Overview

Zapf® Build-to-Spec Tile Panels allow the option of different fabric, colors and materials on the same panel and are compatible with the Zapf system.

You may specify other materials including tempered glass, acrylic, metal and other available materials.

These Tile Panels offer you four heights and six widths of frames. Each panel you order is 2 sided.

Each Build-to-Spec Tiled Panel Insert must be ordered separately. Your order must include:

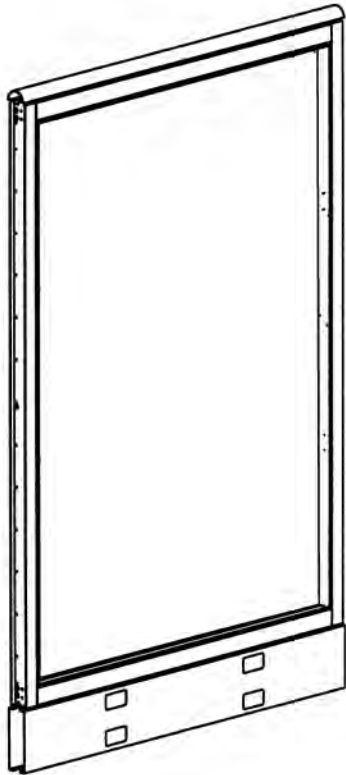
- One Tiled Panel Frame with Raceway and Top Cap
- Tiled Panel Inserts (front and back tiles)
See diagram for number of tiles required

Tiled Panel Insert Construction

- Tiled Panel Inserts are easily removable.
- Base Tiled Insert is always 21" high.
- Upper Tiled Inserts are 8" high on 41" panels.
- Upper Tiled Inserts are 16" high on 49", 65", and 81" panels.
- Upper (16") Tiled Inserts are interchangeable.

One-Sided Tile Option

Panel inserts are also available with fabric tiles on one side only.



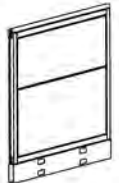
41" High Tile Panel requires:

- One 41" high Frame, includes Raceway and Top Cap
- Two 8" high Tiled Panel Inserts (One on ea. side)
- Two 21" high (base) Tiled Panel Inserts (One on ea. side)



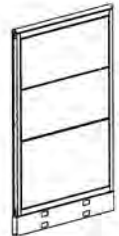
49" High Tiled Panel includes:

- One 49" high Frame with Raceway and Top Cap
- Two 16" high Tiled Panel Inserts (One on ea. side)
- Two 21" high (base) Tiled Panel Inserts (One on ea. side)



65" High Tiled Panel includes:

- One 65" high Frame with Raceway and Top Cap
- Four 16" high Tiled Panel Inserts (Two on ea. side)
- Two 21" high (base) Tiled Panel Inserts (One on ea. side)



81" High Tiled Panel includes:

- One 81" high Frame with Raceway and Top Cap
- Six 16" high Tiled Panel Inserts (Three on ea. side)
- Two 21" high (base) Tiled Panel Inserts (One on ea. side)



Specify in Order:

1. Product Number
2. Finish
3. Quantity

Build -To-Spec Panel Frame

Product Description

Panel Frame assembly in 4 heights and 6 widths to use in building a Tiled Panel with your choice of fabric, glazed or acrylic, laminate or marker board tiles.

Includes

- Panel Frame
- Raceway
- Top Cap



Product Number	Description	Width	Height	Price
ZPF4118	Panel Frame	18"	41"	\$267
ZPF4124	Panel Frame	24"	41"	\$282
ZPF4130	Panel Frame	30"	41"	\$318
ZPF4136	Panel Frame	36"	41"	\$347
ZPF4142	Panel Frame	42"	41"	\$375
ZPF4148	Panel Frame	48"	41"	\$411
ZPF4918	Panel Frame	18"	49"	\$298
ZPF4924	Panel Frame	24"	49"	\$315
ZPF4930	Panel Frame	30"	49"	\$352
ZPF4936	Panel Frame	36"	49"	\$381
ZPF4942	Panel Frame	42"	49"	\$405
ZPF4948	Panel Frame	48"	49"	\$451
ZPF6518	Panel Frame	18"	65"	\$329
ZPF6524	Panel Frame	24"	65"	\$356
ZPF6530	Panel Frame	30"	65"	\$406
ZPF6536	Panel Frame	36"	65"	\$421
ZPF6542	Panel Frame	42"	65"	\$476
ZPF6548	Panel Frame	48"	65"	\$500
ZPF8118	Panel Frame	18"	81"	\$379
ZPF8124	Panel Frame	24"	81"	\$488
ZPF8130	Panel Frame	30"	81"	\$535
ZPF8136	Panel Frame	36"	81"	\$586
ZPF8142	Panel Frame	42"	81"	\$633
ZPF8148	Panel Frame	48"	81"	\$686

Planning tips:

- Order Tiled Panel Inserts to fit within Panel Frames
- When building a 41" panel frame use one 8" high and one 21" high tile per side
- When using glazed or acrylic tiles use one 8" tile only

Panel Frame ALTERNATE USAGE

Panel Frames can be used alone to build free-standing storage worksurfaces for industrial or shop applications. Create a strong attractive structure to hang shelving and accessories. Refer to typical shown on page 39

Specify in Order:

1. Product Number
2. Finish
3. Quantity

Tiled Panels



Open Frame Pass-Through Panel Inserts

Product Description

Framed open panel creates a convenient pass-through opening from in and out of work station or from station to station. Available in 16" height and 6 widths.

Includes

- Framing for both sides of Tiled Panel

Product Number	Description	Width	Height	Price
ZT1618P	Pass-Through Panel Insert	18"	16"	\$208
ZT1624P	Pass-Through Panel Insert	24"	16"	\$214
ZT1630P	Pass-Through Panel Insert	30"	16"	\$220
ZT1636P	Pass-Through Panel Insert	36"	16"	\$229
ZT1642P	Pass-Through Panel Insert	42"	16"	\$239
ZT1648P	Pass-Through Panel Insert	48"	16"	\$244

Planning tips:

- Open Frame Pass-Through Insert attaches inside of Panel Frames
- Cannot be used as a base tile insert
- See page 45 for number of tiles needed in specific frame sizes

Tiled Panels

Specify in Order:

1. Product Number
2. Fabric/Finish
3. Quantity

Build -To-Spec Fabric Tiled Panel Inserts

Product Description

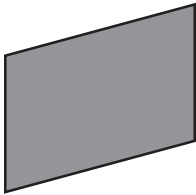
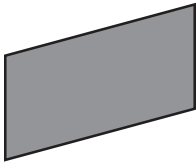
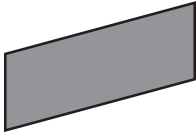
Fabric Covered Tiled Panel Insert in 8", 16" and 21" heights and 6 widths.

Includes

- Fabric Tiled Panel Insert

Product Number	Description	Width	Height	Grade 1 Price	Grade 2 Price	Grade 3 Price
ZT0818F	Fabric Tiled Panel Insert	18"	8"	71	79	\$99
ZT0824F	Fabric Tiled Panel Insert	24"	8"	75	87	\$107
ZT0830F	Fabric Tiled Panel Insert	30"	8"	80	95	\$116
ZT0836F	Fabric Tiled Panel Insert	36"	8"	83	98	\$116
ZT0842F	Fabric Tiled Panel Insert	42"	8"	87	105	\$122
ZT0848F	Fabric Tiled Panel Insert	48"	8"	93	110	\$130
ZT1618F	Fabric Tiled Panel Insert	18"	16"	77	85	\$105
ZT1624F	Fabric Tiled Panel Insert	24"	16"	80	94	\$110
ZT1630F	Fabric Tiled Panel Insert	30"	16"	83	98	\$115
ZT1636F	Fabric Tiled Panel Insert	36"	16"	88	101	\$119
ZT1642F	Fabric Tiled Panel Insert	42"	16"	93	108	\$126
ZT1648F	Fabric Tiled Panel Insert	48"	16"	99	115	\$134
ZT2118F	Fabric Tiled Panel Insert	18"	21"	81	95	\$111
ZT2124F	Fabric Tiled Panel Insert	24"	21"	84	99	\$116
ZT2130F	Fabric Tiled Panel Insert	30"	21"	90	106	\$123
ZT2136F	Fabric Tiled Panel Insert	36"	21"	96	111	\$130
ZT2142F	Fabric Tiled Panel Insert	42"	21"	100	116	\$136
ZT2148F	Fabric Tiled Panel Insert	48"	21"	106	121	\$139

Planning tips: Fabric Tiled Panel Insert attaches inside of the Panel Frame. • Base tile must be 21" high
 • See page 45 for number of tiles needed is specific frame sizes.



Build -To-Spec Glazed Tiled Panel Inserts

Product Description

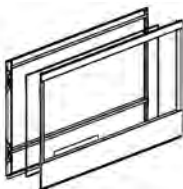
Framed Tempered Glass Tiled Panel Insert in 8" and 16" heights and 6 widths.

Includes

- Tempered Glass Insert
- Framing for both sides of Tiled Panel

Product Number	Description	Width	Height	Price
ZT0818G	Glazed Tiled Panel Insert	18"	8"	\$290
ZT0824G	Glazed Tiled Panel Insert	24"	8"	\$344
ZT0830G	Glazed Tiled Panel Insert	30"	8"	\$389
ZT0836G	Glazed Tiled Panel Insert	36"	8"	\$438
ZT0842G	Glazed Tiled Panel Insert	42"	8"	\$468
ZT0848G	Glazed Tiled Panel Insert	48"	8"	\$517
ZT1618G	Glazed Tiled Panel Insert	18"	16"	\$314
ZT1624G	Glazed Tiled Panel Insert	24"	16"	\$367
ZT1630G	Glazed Tiled Panel Insert	30"	16"	\$415
ZT1636G	Glazed Tiled Panel Insert	36"	16"	\$475
ZT1642G	Glazed Tiled Panel Insert	42"	16"	\$527
ZT1648G	Glazed Tiled Panel Insert	48"	16"	\$584

Planning tips: Glazed Tiled Panel Insert attaches inside of Panel Frames • Only ONE Glazed Tiled Panel Insert is needed for a 2-sided Tiled Panel • Cannot be used as a base tile insert



Specify in Order:

1. Product Number
2. Finish
3. Quantity

Tiled Panels

Build -To-Spec Acrylic Tiled Panel Inserts

Product Description

Framed Acrylic Tiled Panel Insert in 8", and 16" heights and 6 widths.

Includes

- Acrylic Tiled Panel Insert
- Framing for both sides of Tiled Panel

Product Number	Description	Width	Height	Price
ZT0818A	Acrylic Tiled Panel Insert	18"	8"	\$219
ZT0824A	Acrylic Tiled Panel Insert	24"	8"	\$243
ZT0830A	Acrylic Tiled Panel Insert	30"	8"	\$267
ZT0836A	Acrylic Tiled Panel Insert	36"	8"	\$287
ZT0842A	Acrylic Tiled Panel Insert	42"	8"	\$307
ZT0848A	Acrylic Tiled Panel Insert	48"	8"	\$323
ZT1618A	Acrylic Tiled Panel Insert	18"	16"	\$242
ZT1624A	Acrylic Tiled Panel Insert	24"	16"	\$263
ZT1630A	Acrylic Tiled Panel Insert	30"	16"	\$297
ZT1636A	Acrylic Tiled Panel Insert	36"	16"	\$287
ZT1642A	Acrylic Tiled Panel Insert	42"	16"	\$327
ZT1648A	Acrylic Tiled Panel Insert	48"	16"	\$339

Planning tips: Glazed Tiled Panel Insert attaches inside of Panel Frames • Only ONE Glazed Tiled Panel Insert is needed for a 2-sided Tiled Panel • Cannot be used as a base tile insert

Build -To-Spec Metal Tiled Panel Inserts

Product Description

A Steel Tiled Panel Insert in 8", 16" or 21" heights and 6 widths.

Includes

- Metal Tiled Panel Insert

Product Number	Description	Width	Height	Price
ZT0818M	Metal Tiled Panel Insert	18"	8"	\$65
ZT0824M	Metal Tiled Panel Insert	24"	8"	\$69
ZT0830M	Metal Tiled Panel Insert	30"	8"	\$74
ZT0836M	Metal Tiled Panel Insert	36"	8"	\$79
ZT0842M	Metal Tiled Panel Insert	42"	8"	\$84
ZT0848M	Metal Tiled Panel Insert	48"	8"	\$91
ZT1618M	Metal Tiled Panel Insert	18"	16"	\$71
ZT1624M	Metal Tiled Panel Insert	24"	16"	\$75
ZT1630M	Metal Tiled Panel Insert	30"	16"	\$79
ZT1636M	Metal Tiled Panel Insert	36"	16"	\$83
ZT1642M	Metal Tiled Panel Insert	42"	16"	\$90
ZT1648M	Metal Tiled Panel Insert	48"	16"	\$98
ZT2118M	Metal Tiled Panel Insert	18"	21"	\$75
ZT2124M	Metal Tiled Panel Insert	24"	21"	\$80
ZT2130M	Metal Tiled Panel Insert	30"	21"	\$85
ZT2136M	Metal Tiled Panel Insert	36"	21"	\$95
ZT2142M	Metal Tiled Panel Insert	42"	21"	\$101
ZT2148M	Metal Tiled Panel Insert	48"	21"	\$112

Planning tips: Metal Tiled Panel Insert attaches inside of the Panel Frames. • Base tile must be 21" high
 • See page 45 for number of tiles needed is specific frame sizes.

Laminate / Marker Board Tiled Panels

Specify in Order:

1. Product Number
2. Laminate / Edge
3. Quantity

Build-To-Spec Laminate Tiled Panel Inserts

Product Description

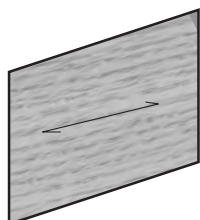
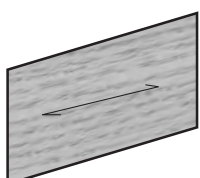
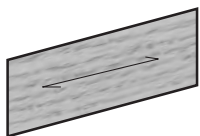
Laminate Tiled Panel Insert in 8", 16" and 21" heights and 6 widths.

Includes

- Laminate Tiled Panel Insert

Product Number	Description	Width	Height	Price
ZT0818L	Laminate Tiled Panel Insert	18"	8"	\$190
ZT0824L	Laminate Tiled Panel Insert	24"	8"	\$200
ZT0830L	Laminate Tiled Panel Insert	30"	8"	\$219
ZT0836L	Laminate Tiled Panel Insert	36"	8"	\$228
ZT0842L	Laminate Tiled Panel Insert	42"	8"	\$231
ZT0848L	Laminate Tiled Panel Insert	48"	8"	\$249
ZT1618L	Laminate Tiled Panel Insert	18"	16"	\$203
ZT1624L	Laminate Tiled Panel Insert	24"	16"	\$213
ZT1630L	Laminate Tiled Panel Insert	30"	16"	\$235
ZT1636L	Laminate Tiled Panel Insert	36"	16"	\$245
ZT1642L	Laminate Tiled Panel Insert	42"	16"	\$263
ZT1648L	Laminate Tiled Panel Insert	48"	16"	\$272
ZT2118L	Laminate Tiled Panel Insert	18"	21"	\$209
ZT2124L	Laminate Tiled Panel Insert	24"	21"	\$219
ZT2130L	Laminate Tiled Panel Insert	30"	21"	\$243
ZT2136L	Laminate Tiled Panel Insert	36"	21"	\$256
ZT2142L	Laminate Tiled Panel Insert	42"	21"	\$281
ZT2148L	Laminate Tiled Panel Insert	48"	21"	\$286

- Planning tips: Laminate Tiled Panel Insert attaches inside of the Panel Frame. • Base tile must be 21" high
- Order edge color to match frame color
 - See page 45 for number of tiles needed for specific frame sizes.



Build-To-Spec Marker Board Tiled Panel Inserts

Product Description

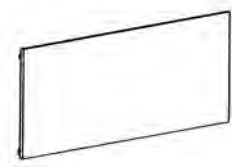
Marker Board Tiled Panel Insert in 8" and 16" heights and 6 widths. Edge color is black.

Includes

- Marker Board Tiled Panel Insert

Product Number	Description	Width	Height	Price
ZT0818B	Marker Board Tiled Panel Insert	18"	8"	\$161
ZT0824B	Marker Board Tiled Panel Insert	24"	8"	\$219
ZT0830B	Marker Board Tiled Panel Insert	30"	8"	\$278
ZT0836B	Marker Board Tiled Panel Insert	36"	8"	\$337
ZT0842B	Marker Board Tiled Panel Insert	42"	8"	\$384
ZT0848B	Marker Board Tiled Panel Insert	48"	8"	\$447
ZT1618B	Marker Board Tiled Panel Insert	18"	16"	\$174
ZT1624B	Marker Board Tiled Panel Insert	24"	16"	\$235
ZT1630B	Marker Board Tiled Panel Insert	30"	16"	\$294
ZT1636B	Marker Board Tiled Panel Insert	36"	16"	\$356
ZT1642B	Marker Board Tiled Panel Insert	42"	16"	\$405
ZT1648B	Marker Board Tiled Panel Insert	48"	16"	\$473

- Planning tips: Marker Board Panel Insert attaches inside of Panel Frames • Cannot be used as a base tile insert • See page 45 for number of tiles needed in specific frame sizes



Specify in Order:

1. Product Number
2. Finish
3. Fabric
4. Quantity

Acoustical Panels

Acoustical Panel

Product Description

Fabric covered Acoustical Panel with Raceway.

Includes

- Fabric Covered Acoustic Panel
- 6" Raceway
- Top Cap



Product Number	Description	Width	Height	Grade 1 Price	Grade 2 Price	Grade 3 Price
ZPA3312	Acoustical Panel	12"	33"	\$299	\$345	\$406
ZPA3318	Acoustical Panel	18"	33"	\$329	\$379	\$447
ZPA3324	Acoustical Panel	24"	33"	\$376	\$434	\$505
ZPA3330	Acoustical Panel	30"	33"	\$408	\$467	\$547
ZPA3336	Acoustical Panel	36"	33"	\$456	\$522	\$612
ZPA3342	Acoustical Panel	42"	33"	\$468	\$541	\$634
ZPA3348	Acoustical Panel	48"	33"	\$503	\$579	\$680
ZPA3360	Acoustical Panel	60"	33"	\$568	\$655	\$766
ZPA4112	Acoustical Panel	12"	41"	\$330	\$379	\$447
ZPA4118	Acoustical Panel	18"	41"	\$364	\$420	\$494
ZPA4124	Acoustical Panel	24"	41"	\$394	\$454	\$533
ZPA4130	Acoustical Panel	30"	41"	\$440	\$504	\$590
ZPA4136	Acoustical Panel	36"	41"	\$487	\$558	\$655
ZPA4142	Acoustical Panel	42"	41"	\$545	\$630	\$740
ZPA4148	Acoustical Panel	48"	41"	\$579	\$665	\$779
ZPA4160	Acoustical Panel	60"	41"	\$670	\$774	\$908
ZPA4912	Acoustical Panel	12"	49"	\$339	\$397	\$464
ZPA4918	Acoustical Panel	18"	49"	\$376	\$434	\$505
ZPA4924	Acoustical Panel	24"	49"	\$412	\$471	\$553
ZPA4930	Acoustical Panel	30"	49"	\$464	\$535	\$623
ZPA4936	Acoustical Panel	36"	49"	\$503	\$578	\$679
ZPA4942	Acoustical Panel	42"	49"	\$578	\$663	\$774
ZPA4948	Acoustical Panel	48"	49"	\$617	\$707	\$825
ZPA4960	Acoustical Panel	60"	49"	\$696	\$799	\$934



Planning tips:

- Panel connectors must be specified separately, pages 61-65
- See pages 66-68 for electrical components
- Panel layouts must adhere to the panel stability guidelines
- Dimensional gain is 2" for all corner connections, none for straight connections

Acoustical Panels

Specify in Order:

1. Product Number
2. Finish
3. Fabric
4. Quantity



Acoustical Panel

Product Description

Fabric covered Acoustical Panel with Raceway.

Includes

- Fabric Covered Acoustic Panel
- 6" Raceway
- Top Cap

Product Number	Description	Width	Height	Grade 1 Price	Grade 2 Price	Grade 3 Price
ZPA5712	Acoustical Panel	12"	57"	\$349	\$401	\$466
ZPA5718	Acoustical Panel	18"	57"	\$392	\$449	\$523
ZPA5724	Acoustical Panel	24"	57"	\$431	\$497	\$578
ZPA5730	Acoustical Panel	30"	57"	\$487	\$558	\$655
ZPA5736	Acoustical Panel	36"	57"	\$518	\$595	\$697
ZPA5742	Acoustical Panel	42"	57"	\$605	\$696	\$812
ZPA5748	Acoustical Panel	48"	57"	\$653	\$746	\$874
ZPA5760	Acoustical Panel	60"	57"	\$712	\$821	\$958
ZPA6512	Acoustical Panel	12"	65"	\$379	\$435	\$506
ZPA6518	Acoustical Panel	18"	65"	\$420	\$483	\$562
ZPA6524	Acoustical Panel	24"	65"	\$457	\$523	\$613
ZPA6530	Acoustical Panel	30"	65"	\$522	\$603	\$703
ZPA6536	Acoustical Panel	36"	65"	\$558	\$643	\$750
ZPA6542	Acoustical Panel	42"	65"	\$646	\$744	\$872
ZPA6548	Acoustical Panel	48"	65"	\$685	\$788	\$924
ZPA6560	Acoustical Panel	60"	65"	\$753	\$865	\$1,014
ZPA8112	Acoustical Panel	12"	81"	\$529	\$605	\$707
ZPA8118	Acoustical Panel	18"	81"	\$584	\$668	\$785
ZPA8124	Acoustical Panel	24"	81"	\$757	\$868	\$1,015
ZPA8130	Acoustical Panel	30"	81"	\$814	\$936	\$1,096
ZPA8136	Acoustical Panel	36"	81"	\$931	\$1,073	\$1,259
ZPA8142	Acoustical Panel	42"	81"	\$988	\$1,138	\$1,332
ZPA8148	Acoustical Panel	48"	81"	\$1,089	\$1,247	\$1,461



Planning tips:

A pattern direction is required for all panels used in conjunction with 81" high panels. PLEASE REFER TO PAGE 5 for details. An additional upcharge may be incurred.

- Panel connectors must be specified separately, pages 61-65
- See pages 66-68 for electrical components
- Panel layouts must adhere to the panel stability guidelines
- Dimensional gain is 2" for all corner connections, none for straight connections

MARVEL Zapf®



Panels

Specify in Order:

1. Product Number
2. Finish
3. Fabric
4. Quantity



Acrylic Panel

Product Description

Panel Frame with raceway and clear non-breakable acrylic panel.

Includes

- Panel Frame with raceway
- Clear Acrylic Panel
- Top Cap

Product Number	Description	Width	Height	Price
ZPG6524	Acrylic Panel	24"	65"	\$722
ZPG6530	Acrylic Panel	30"	65"	\$794
ZPG6536	Acrylic Panel	36"	65"	\$872

Planning tips:

- Acrylic Panels must be non-load bearing



Half Acrylic Panel

Product Description

Fabric covered panel with clear non-breakable acrylic panel.

Includes

- Panel with fabric and Acrylic Panel
- 6" Raceway
- Top Cap



Product Number	Description	Width	Height	Grade 1 Price	Grade 2 Price	Grade 3 Price
ZPH6518	Half Acrylic Panel	18"	65"	\$641	\$735	\$857
ZPH6524	Half Acrylic Panel	24"	65"	\$670	\$774	\$908
ZPH6530	Half Acrylic Panel	30"	65"	\$731	\$843	\$985
ZPH6536	Half Acrylic Panel	36"	65"	\$803	\$922	\$1,079
ZPH6542	Half Acrylic Panel	42"	65"	\$869	\$1,002	\$1,172
ZPH6548	Half Acrylic Panel	48"	65"	\$915	\$1,054	\$1,230
ZPH8124	Half Acrylic Panel	24"	81"	\$813	\$930	\$1,091
ZPH8130	Half Acrylic Panel	30"	81"	\$863	\$991	\$1,159
ZPH8136	Half Acrylic Panel	36"	81"	\$949	\$1,091	\$1,272
ZPH8142	Half Acrylic Panel	42"	81"	\$1,021	\$1,165	\$1,357
ZPH8148	Half Acrylic Panel	48"	81"	\$1,065	\$1,214	\$1,424

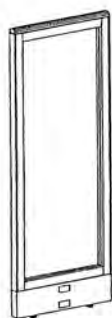
Planning tips:

A pattern direction is required for all panels used in conjunction with 81" high panels. PLEASE REFER TO PAGE 5 for details. An additional upcharge may be incurred.

- Panel Connectors must be specified separately
- Panel layouts must adhere to same stability requirements as acoustical panels
- Dimensional gain for panel-to-panel straight connection is 0" 2-Way, 3-Way, and 4-Way connectors cause 2" dimensional gain
- Half Acrylic Panels must be non-load bearing
- The distance from the floor to the acrylic panel on a Half Acrylic Panel is 36" on a 65" panel and 44" on an 81" panel

Specify in Order:

1. Product Number
2. Finish
3. Fabric
4. Quantity



Glazed Panel

Product Description

Panel Frame with raceway and tempered glass panel.

Includes

- Panel Frame with Raceway
- Clear Glazed Panel
- Top Cap

Product Number	Description	Width	Height	Price
ZPG6524G	Glazed Panel	24"	65"	\$1,300
ZPG6530G	Glazed Panel	30"	65"	\$1,544
ZPG6536G	Glazed Panel	36"	65"	\$1,788

Planning tips:

- Glazed Panels must be non-load bearing

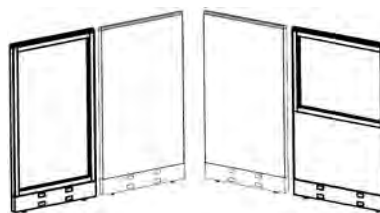
Half Glazed Panel

Product Description

Fabric covered panel with tempered glass panel.

Includes

- Panel with fabric and Tempered Glass Panel
- 6" Raceway
- Top Cap



Product Number	Description	Width	Height	Grade 1 Price	Grade 2 Price	Grade 3 Price
ZPH6518G	Half Glazed Panel	18"	65"	\$843	\$935	\$1,059
ZPH6524G	Half Glazed Panel	24"	65"	\$957	\$1,061	\$1,193
ZPH6530G	Half Glazed Panel	30"	65"	\$1,103	\$1,214	\$1,354
ZPH6536G	Half Glazed Panel	36"	65"	\$1,262	\$1,381	\$1,539
ZPH6542G	Half Glazed Panel	42"	65"	\$1,415	\$1,547	\$1,718
ZPH6548G	Half Glazed Panel	48"	65"	\$1,547	\$1,682	\$1,861
ZPH8124G	Half Glazed Panel	24"	81"	\$1,178	\$1,301	\$1,456
ZPH8130G	Half Glazed Panel	30"	81"	\$1,342	\$1,466	\$1,635
ZPH8136G	Half Glazed Panel	36"	81"	\$1,535	\$1,677	\$1,861
ZPH8142G	Half Glazed Panel	42"	81"	\$1,761	\$1,902	\$2,097
ZPH8148G	Half Glazed Panel	48"	81"	\$1,919	\$2,061	\$2,274

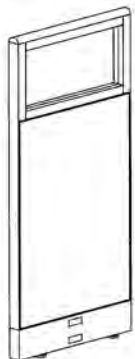
Planning tips:

A pattern direction is required for all panels used in conjunction with 81" high panels. PLEASE REFER TO PAGE 5 for details. An additional upcharge may be incurred.

- Panel Connectors must be specified separately
- Panel layouts must adhere to same stability requirements as acoustical panels
- Dimensional gain for panel-to-panel straight connection is 0" 2-Way, 3-Way, and 4-Way connectors cause 2" dimensional gain
- Half Glazed Panels must be non-load bearing
- The distance from the floor to the glazed panel on a Half Glazed Panel is 36" on a 65" panel and 44" on an 81" panel

Specify in Order:

1. Product Number
2. Finish
3. Fabric
3. Quantity



Clear Story Acrylic Panel

Product Description

Fabric Covered Panel with raceway and clear non-breakable acrylic panel. Clear Story (including frame) is 16" high.

Includes

- Fabric Covered Panel
- 6" Raceway
- Top Cap
- Clear non-breakable acrylic panel

Product Number	Description	Width	Height	Grade 1 Price	Grade 2 Price	Grade 3 Price
ZPC4918	Clear Story Acrylic Panel	18"	49"	\$586	\$671	\$788
ZPC4924	Clear Story Acrylic Panel	24"	49"	\$627	\$722	\$847
ZPC4930	Clear Story Acrylic Panel	30"	49"	\$706	\$812	\$951
ZPC4936	Clear Story Acrylic Panel	36"	49"	\$741	\$851	\$996
ZPC4942	Clear Story Acrylic Panel	42"	49"	\$823	\$949	\$1,105
ZPC4948	Clear Story Acrylic Panel	48"	49"	\$868	\$997	\$1,170
ZPC4960	Clear Story Acrylic Panel	60"	49"	\$942	\$1,086	\$1,268
ZPC6518	Clear Story Acrylic Panel	18"	65"	\$624	\$718	\$840
ZPC6524	Clear Story Acrylic Panel	24"	65"	\$665	\$767	\$896
ZPC6530	Clear Story Acrylic Panel	30"	65"	\$743	\$854	\$1,002
ZPC6536	Clear Story Acrylic Panel	36"	65"	\$777	\$895	\$1,051
ZPC6542	Clear Story Acrylic Panel	42"	65"	\$861	\$991	\$1,159
ZPC6548	Clear Story Acrylic Panel	48"	65"	\$907	\$1,042	\$1,218
ZPC6560	Clear Story Acrylic Panel	60"	65"	\$1,002	\$1,148	\$1,347
ZPC8118	Clear Story Acrylic Panel	18"	81"	\$802	\$920	\$1,075
ZPC8124	Clear Story Acrylic Panel	24"	81"	\$970	\$1,117	\$1,306
ZPC8130	Clear Story Acrylic Panel	30"	81"	\$1,032	\$1,188	\$1,389
ZPC8136	Clear Story Acrylic Panel	36"	81"	\$1,139	\$1,309	\$1,530
ZPC8142	Clear Story Acrylic Panel	42"	81"	\$1,194	\$1,375	\$1,606
ZPC8148	Clear Story Acrylic Panel	48"	81"	\$1,293	\$1,483	\$1,738

Planning tips:

A pattern direction is required for all panels used in conjunction with 81" high panels.


PLEASE REFER TO PAGE 5 for details. An additional upcharge may be incurred.

- Panel Connectors must be specified separately
- Panel layouts must adhere to same stability requirements as acoustical panels
- Dimensional gain for panel-to-panel straight connection is 0" 2-Way, 3-Way, and 4-Way connectors cause 2" dimensional gain

Specify in Order:

1. Product Number
2. Finish
3. Fabric
4. Quantity

Panels



Clear Story Glazed Panel

Product Description

Fabric Covered Panel with raceway and tempered glass panel.
Clear Story (including frame) is 16" high.

Includes

- Fabric Covered Panel
- Tempered Glass Panel
- 6" Raceway
- Top Cap

Product Number	Description	Width	Height	Grade 1 Price	Grade 2 Price	Grade 3 Price
ZPC4918G	Clear Story Glazed Panel	18"	49"	\$668	\$761	\$873
ZPC4924G	Clear Story Glazed Panel	24"	49"	\$748	\$846	\$966
ZPC4930G	Clear Story Glazed Panel	30"	49"	\$863	\$969	\$1,105
ZPC4936G	Clear Story Glazed Panel	36"	49"	\$931	\$1,044	\$1,189
ZPC4942G	Clear Story Glazed Panel	42"	49"	\$1,054	\$1,174	\$1,337
ZPC4948G	Clear Story Glazed Panel	48"	49"	\$1,133	\$1,274	\$1,431
ZPC4960G	Clear Story Glazed Panel	60"	49"	\$1,276	\$1,422	\$1,604
ZPC6518G	Clear Story Glazed Panel	18"	65"	\$708	\$804	\$924
ZPC6524G	Clear Story Glazed Panel	24"	65"	\$787	\$889	\$1,017
ZPC6530G	Clear Story Glazed Panel	30"	65"	\$899	\$1,014	\$1,159
ZPC6536G	Clear Story Glazed Panel	36"	65"	\$970	\$1,090	\$1,239
ZPC6542G	Clear Story Glazed Panel	42"	65"	\$1,092	\$1,218	\$1,385
ZPC6548G	Clear Story Glazed Panel	48"	65"	\$1,171	\$1,307	\$1,482
ZPC6560G	Clear Story Glazed Panel	60"	65"	\$1,341	\$1,486	\$1,682
ZPC8118G	Clear Story Glazed Panel	18"	81"	\$885	\$1,004	\$1,161
ZPC8124G	Clear Story Glazed Panel	24"	81"	\$1,093	\$1,236	\$1,426
ZPC8130G	Clear Story Glazed Panel	30"	81"	\$1,191	\$1,346	\$1,549
ZPC8136G	Clear Story Glazed Panel	36"	81"	\$1,332	\$1,504	\$1,724
ZPC8142G	Clear Story Glazed Panel	42"	81"	\$1,423	\$1,601	\$1,836
ZPC8148G	Clear Story Glazed Panel	48"	81"	\$1,556	\$1,751	\$2,004

Planning tips:

**A pattern direction is required for all panels used in conjunction with 81" high panels.
PLEASE REFER TO PAGE 5 for details. An additional upcharge may be incurred.**

- Panel Connectors must be specified separately
- See pages 66-68 for electrical components
- Panel layouts must adhere to same stability requirements as acoustical panels
- Dimensional gain for panel-to-panel straight connection is 0" 2-Way, 3-Way, and 4-Way connectors cause 2" dimensional gain

Specify in Order:

1. Product Number
2. Finish
3. Fabric
3. Quantity

Open Bottom Panel

Product Description

Fabric Covered Panel with Raceway and open bottom for electrical access.

Includes

- Fabric Covered Panel
- 6" Raceway
- Top Cap

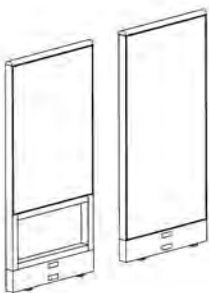


Product Number	Description	Width	Height	Grade 1 Price	Grade 2 Price	Grade 3 Price
ZPO4918	Open Bottom Panel	18"	49"	\$533	\$608	\$711
ZPO4924	Open Bottom Panel	24"	49"	\$576	\$662	\$774
ZPO4930	Open Bottom Panel	30"	49"	\$647	\$744	\$872
ZPO4936	Open Bottom Panel	36"	49"	\$680	\$779	\$913
ZPO4942	Open Bottom Panel	42"	49"	\$757	\$869	\$1,016
ZPO4948	Open Bottom Panel	48"	49"	\$792	\$912	\$1,080
ZPO4960	Open Bottom Panel	60"	49"	\$896	\$1,031	\$1,208
ZPO6518	Open Bottom Panel	18"	65"	\$588	\$679	\$791
ZPO6524	Open Bottom Panel	24"	65"	\$640	\$733	\$855
ZPO6530	Open Bottom Panel	30"	65"	\$726	\$836	\$977
ZPO6536	Open Bottom Panel	36"	65"	\$752	\$865	\$1,014
ZPO6542	Open Bottom Panel	42"	65"	\$849	\$974	\$1,141
ZPO6548	Open Bottom Panel	48"	65"	\$885	\$1,017	\$1,191
ZPO6560	Open Bottom Panel	60"	65"	\$977	\$1,125	\$1,314
ZPO8118	Open Bottom Panel	18"	81"	\$767	\$881	\$1,031
ZPO8124	Open Bottom Panel	24"	81"	\$930	\$1,067	\$1,254
ZPO8130	Open Bottom Panel	30"	81"	\$988	\$1,136	\$1,325
ZPO8136	Open Bottom Panel	36"	81"	\$1,101	\$1,267	\$1,480
ZPO8142	Open Bottom Panel	42"	81"	\$1,152	\$1,324	\$1,553
ZPO8148	Open Bottom Panel	48"	81"	\$1,247	\$1,434	\$1,678

Planning tips:

A pattern direction is required for all panels used in conjunction with 81" high panels. PLEASE REFER TO PAGE 5 for details. An additional upcharge may be incurred.

- Use Cantilevers and Worksurface Brackets to support worksurfaces to maximize access and air flow
- Panel Connectors must be specified separately
- Panel layouts must adhere to same stability requirements as acoustical panels
- Dimensional gain for panel-to-panel straight connection is 0" 2-Way, 3-Way, and 4-Way connectors cause 2" dimensional gain
- The distance from the floor to the top of the opening is 21"



Specify in Order:

1. Product Number
2. Finish
3. Fabric
4. Quantity



Worksurface Power Access Panel

Product Description

Vertical Wire Management Panel for placing electrical and data receptacles at 32" off the floor.

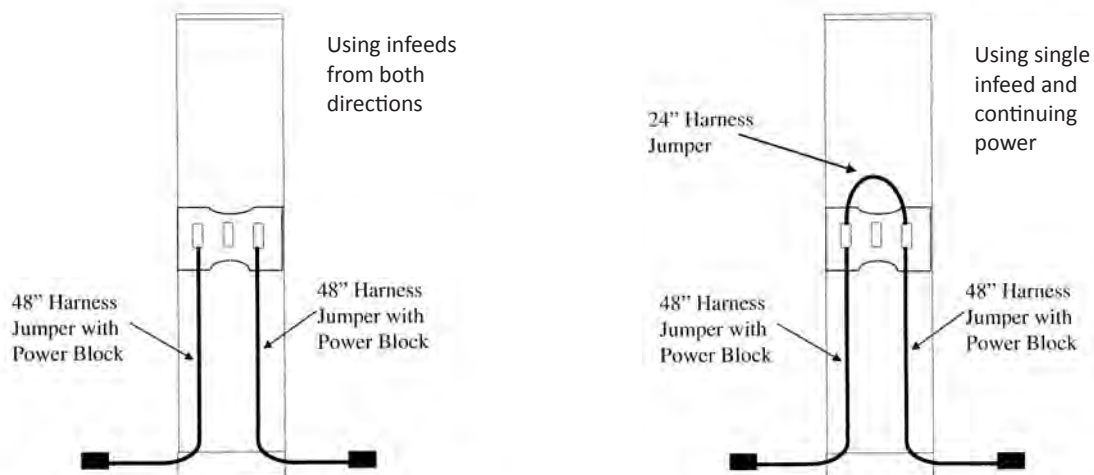
Includes

- Panel Frame with fabric covered Removable Side Covers
- Removable Electrical/Data Access Covers
- Raceway (Does not accept Power Blocks)
- Top Cap

Product Number	Description	Width	Height	Grade 1 Price	Grade 2 Price	Grade 3 Price
Single Sided						
ZPWAS4912	Power Access Panel	12"	49"	\$599	\$691	\$810
ZPWAS5712	Power Access Panel	12"	57"	\$626	\$720	\$845
ZPWAS6512	Power Access Panel	12"	65"	\$658	\$758	\$886
ZPWAS8112	Power Access Panel	12"	81"	\$731	\$843	\$985
Double Sided						
ZPWAD4912	Power Access Panel	12"	49"	\$599	\$691	\$810
ZPWAD5712	Power Access Panel	12"	57"	\$626	\$720	\$845
ZPWAD6512	Power Access Panel	12"	65"	\$658	\$758	\$886
ZPWAD8112	Power Access Panel	12"	81"	\$731	\$843	\$985

Planning tips:

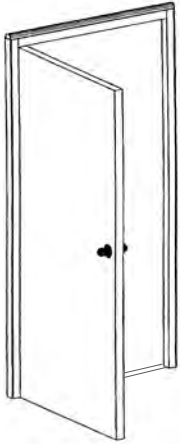
- Panel Connectors must be specified separately
- To bring circuits in from both sides of Worksurface Power Access Panel, specify two 48" Harness Jumpers with Power Blocks, as shown below.
- To continue circuit through Worksurface Power Access Panel, specify two 48" Harness Jumpers with Power Blocks and one 24" Power Block as shown
- Please specify receptacles separately page 68



Panel Door

Specify in Order:

1. Product Number
2. Finish
3. Quantity



Panel Door

Product Description

Panel Door with lock.

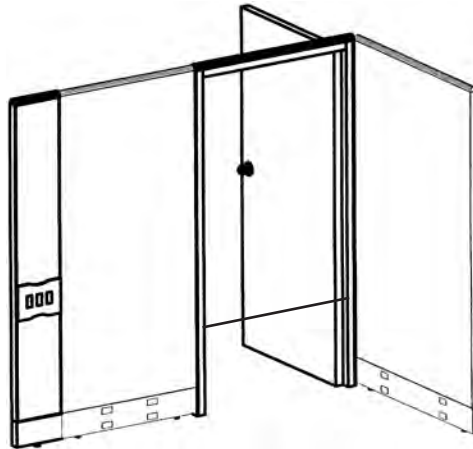
Includes

- Panel Frame
- Pre-Configured Door
- Top Cap
- Threshold

Product Number	Description	Width	Height	Price
ZPD8142	Panel Door	42"	81"	\$1,736

Planning tips:

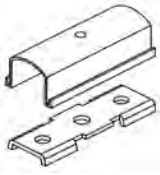
- Panel Connectors must be specified for both sides of the door (page 63)
- Electrical and Data Cables can NOT be routed through the door frame
- Door is mounted as shown, and may be reversed during installation
- Inside Door dimensions: height 76", width 36"
- Outside Door dimensions with frame: height: 81", width 42"
- Door available in LIMBER MAPLE, COLLECTORS CHERRY and FIGURED MAHOGANY laminate standard, other options available



Specify in Order:

1. Product Number
2. Finish
3. Quantity

Panel Connectors



In-Line Connectors

***On Giza Auto-Hardware**

Product Description

Connects 2 Panels of same height side-to-side (180 degrees) with no dimensional gain.

Includes

- Panel Connection Bracket and hardware

Product Number	Description	Price
ZCI	In-Line Straight Connector	\$72

Post Connectors

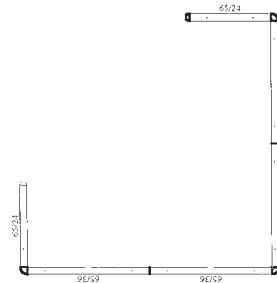
***On Giza Auto-Hardware**

Product Description

Connects Panels of the same height at 90 degrees in 2-Way, 3-Way, or 4-Way connections. Dimensional gain is 2".

Includes

- Panel Connection Bracket and Wedge Blocks
- Top Trim and Raceway Trim pieces
- Post



Product Number	Description	Height	Price
ZC233	2-Way Connector	33"	\$96
ZC241	2-Way Connector	41"	\$96
ZC249	2-Way Connector	49"	\$96
ZC257	2-Way Connector	57"	\$96
ZC265	2-Way Connector	65"	\$96
ZC281	2-Way Connector	81"	\$100
ZC333	3-Way Connector	33"	\$192
ZC341	3-Way Connector	41"	\$192
ZC349	3-Way Connector	49"	\$192
ZC357	3-Way Connector	57"	\$192
ZC365	3-Way Connector	65"	\$192
ZC381	3-Way Connector	81"	\$203
ZC433	4-Way Connector	33"	\$192
ZC441	4-Way Connector	41"	\$192
ZC449	4-Way Connector	49"	\$192
ZC457	4-Way Connector	57"	\$192
ZC465	4-Way Connector	65"	\$192
ZC481	4-Way Connector	81"	\$203

Planning tips: All Post Connectors have 2" dimensional gain • Please specify finish
 • GIZA library for Marvel® Zapf® has "Auto-Hardware" capability

Panel Connectors

Specify in Order:

1. Product Number
2. Finish
3. Quantity

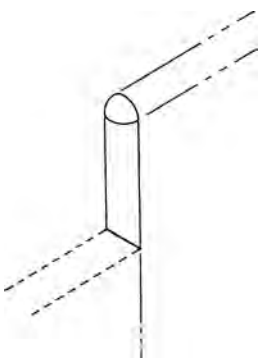
Variable Height Connectors

Product Description


Connects two panels in-line at differing heights.

Includes

- Connection Bracket
- Trim Piece(s)



Product Number	Description	Price
ZCVI41()	41" In-Line Connector	\$100
ZCVI49()	49" In-Line Connector	\$100
ZCVI57()	57" In-Line Connector	\$100
ZCVI65()	65" In-Line Connector	\$100
ZCVI81()	81" In-Line Connector	\$100



In-Line Connection:
Starting height 65"
Dropped height 57"

Use these guidelines for specifying correct height drop

Model number format: ZCVI65() Add letter corresponding to panel being dropped

- A = 33" Panel
- B = 41" Panel
- C = 49" Panel
- D = 57" Panel
- E = 65" Panel

Starting Height = 65"
Dropped Height = 57"

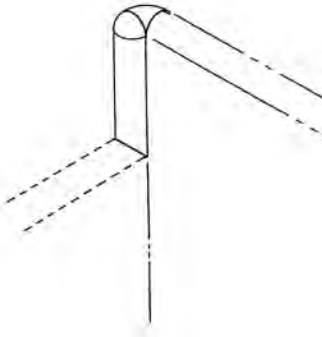
ex: **ZCVI65D**

Planning tips:

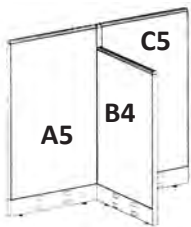
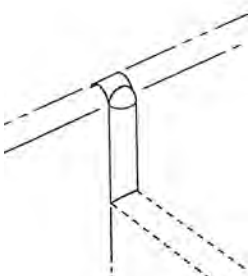
- No additional dimensional gain
 - Connects in-line panels only
 - Height drop cannot exceed 24" (Example: 81" to 57")
 - Power poles cannot be specified into Variable Height Connectors
 - Counter Tops used with variable heights, see page 74
- Note: Lower panel top cap to be field cut 1.75" to accommodate drop down

Specify in Order:

1. Product Number
2. Finish
3. Quantity



2-Way Connection:
Starting height 65"
Dropped height 57"



3-Way Connection:
Starting height 65",
Dropped height 57"

Panel Connectors Variable Height Connectors


Product Description

Connects two panels at 90 degree corner at differing heights.

Includes

- 90 degree Connector Post
- Panel Connection Bracket and Wedge Blocks
- Top Trim and Raceway Trim Pieces

Product Number	Description	Price
ZCV2W()A()B()	2-Way 90 degree Connector	all sizes \$302



Use these guidelines for specifying correct height drop

Model number format: ZCV2W()A()B() Add letter corresponding to panel being dropped

- | | |
|---------------|---------------|
| 1 = 33" Panel | 4 = 57" Panel |
| 2 = 41" Panel | 5 = 65" Panel |
| 3 = 49" Panel | 6 = 81" Panel |

Ex: ZCV2W65A5B4

65"



Planning tips: 2-Way Post Connectors have 2" dimensional gain

- Do not need to specify regular 2-Way Connector
- Height drop cannot exceed 24" (Ex. 81" to 57")
- Power poles cannot be specified into Variable Height Connectors
- Counter Tops used with variable heights, see page 74

Note: Lower panel top cap to be field cut 1.75" to accommodate drop down

3-Way Connectors

On GIZA Auto-Hardware


Product Description

Connects two panels at 90 degree corner at differing heights.

Includes

- 90 degree Connector Post
- Panel Connection Bracket and Wedge Blocks
- Top Trim and Raceway Trim Pieces

Product Number	Description	Price
ZCV3W()A()B()C()	3-Way Connector	all sizes \$302



Use these guidelines for specifying correct height drop

Model number format: ZCV3W()A()B()C() Add letter corresponding to panel being dropped

- | | |
|---------------|---------------|
| 1 = 33" Panel | 4 = 57" Panel |
| 2 = 41" Panel | 5 = 65" Panel |
| 3 = 49" Panel | 6 = 81" Panel |

Ex: ZCV2W65A5B4

65"

65"

Planning tips: 2-Way Post Connectors have 2" dimensional gain

- Do not need to specify regular 2-Way Connector
- Height drop cannot exceed 24" (Ex. 81" to 57")
- Power poles cannot be specified into Variable Height Connectors
- Counter Tops used with variable heights, see page 74

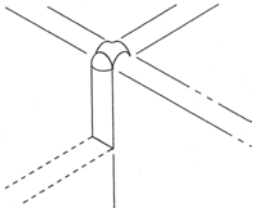
Note: Lower panel top cap to be field cut 1.75" to accommodate drop down

Panel Connectors

Variable Height Connectors

Specify in Order:

1. Product Number
2. Finish
3. Quantity



4-Way Connectors

On GIZA Auto-Hardware

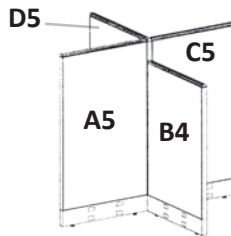
Product Description

Connects four panels at 4-Way corner at differing heights.

Includes

- 4-Way Connector Post
- Panel Connection Bracket and Wedge Blocks
- Top Trim and Raceway Trim Pieces

Product Number	Description	Price
ZCV4W()A()B()C()D()	4-Way Connector	all sizes \$302

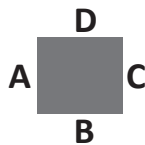


4-Way Connection:
Starting height 65"
Dropped height 57"

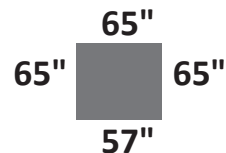
Use these guidelines for specifying correct height drop

Model number format: ZCV4W()A()B()C()D() Add letter corresponding to panel being dropped

- | | |
|---------------|---------------|
| 1 = 33" Panel | 4 = 57" Panel |
| 2 = 41" Panel | 5 = 65" Panel |
| 3 = 49" Panel | 6 = 81" Panel |



Ex: ZCV4W65A5B4C5D5



Planning tips:

- 4-Way Post Connectors have 2" dimensional gain
- Do not need to specify regular 4-Way Connector
- Height drop cannot exceed 24"(Example: 81" to 57")
- Power poles cannot be specified into Variable Height Connectors
- Counter Tops used with variable heights, see page 74

Note: Lower panel top cap to be field cut 1.75" to accommodate drop down

Specify in Order:

1. Product Number
2. Finish
3. Quantity

Panel Connectors



Panel End Cap

On GIZA Auto-Hardware

Product Description

Finish Post for End Panels.

Includes

- Radiused Post and Trim Pieces

Product Number	Description	Height	Price
ZCE33	Panel End Cap	33"	\$72
ZCE41	Panel End Cap	41"	\$72
ZCE49	Panel End Cap	49"	\$72
ZCE57	Panel End Cap	57"	\$72
ZCE65	Panel End Cap	65"	\$72
ZCE81	Panel End Cap	81"	\$75



Panel Mount To Wall Kit

Product Description

Allows Panel to be mounted to a wall at 90 degrees. Adds 1-1/2" to panel width.

Includes

- Vertical Wall Track and Hardware

Product Number	Description	Width	Depth	Height	Price
ZCW33	Panel Mount to Wall Kit	1.25"	1.375"	33"	\$153
ZCW41	Panel Mount to Wall Kit	1.25"	1.375"	41"	\$153
ZCW49	Panel Mount to Wall Kit	1.25"	1.375"	49"	\$153
ZCW57	Panel Mount to Wall Kit	1.25"	1.375"	57"	\$153
ZCW65	Panel Mount to Wall Kit	1.25"	1.375"	65"	\$153
ZCW81	Panel Mount to Wall Kit	1.25"	1.375"	81"	\$172



Wall Hanger Strip

Product Description

Allows panel-hung components to be hung from walls.

Includes

- Wall Hanger Strip and Hardware

Product Number	Description	Width	Depth	Height	Price
ZCHS65	Wall Hanger Strip	1.625"	.875"	65"	\$52
ZCHS81	Wall Hanger Strip	1.625"	.875"	81"	\$73

Planning tips:

- To mount one panel hung component from the wall, specify two Wall Hanger Strips
- To mount two panel hung components from the wall, specify three Wall Hanger Strips

Specify in Order:

1. Product Number
2. Color
3. Quantity


11' Power Pole/Communication Pole

Product Description

Allows electrical and data cable access from ceiling to end-of-run panel.

Includes

- 11' PVC Pole with Septum
- Panel and Ceiling Connection Trim



Product Number	Description	Price
ZEPE132	11' Power Pole	\$384

Planning tips:

- Specify 11' Power Pole for "end-of-run" applications
- Ceiling Power Feed (below) must be specified separately
- **Power Pole cannot be used with variable heights**


8' Power Pole/Communication Pole

Product Description

Allows electrical and data cable access from ceiling to 2-Way, 3-Way or 4-Way Connector Post

Includes

- 8' Aluminum Pole with Ceiling Connection Trim



Product Number	Description	Price
ZEPC96	8' Power Pole	\$216

Planning tips:

- Specify 8' Power Pole for power entry in "corner" of panels.
- Ceiling Power Feed (below) must be specified separately
- 2-Way, 3-Way, and 4-Way Connector Pole Kits must be specified separately (next page)
- All panels being connected should be of equal height
- **Power Pole cannot be used with variable heights**

Power In Feed

Product Description

Connects power source in building to electrical system in furniture.

Includes

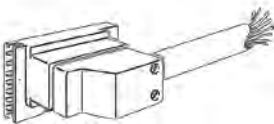
- Power Entry Cable

On GIZA Auto-Hardware

Product Number	Description	Price
ZEBE72	72" Base End Feed	\$158
ZEBS72	72" Base Side Feed	\$192
ZEC144	11' Ceiling Feed	\$203

Planning tips:

- Base End Feed connects the end of power block in raceway
- Base Side Feed fits within the receptacle knock-out in the raceway
- Use Ceiling Feed for either 11' or 8' power pole



Specify in Order:

1. Product Number
2. Finish
3. Quantity

Connector Power Pole Kits (required for corner post power entry)

Product Description

Post connector plus necessary panel trim pieces to attach 8' power pole.

Includes

- Post Panel Connector and Trim Pieces



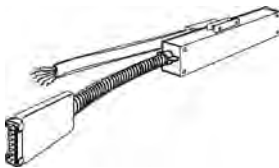
Product Number	Description	Height	Price
ZEPT233	2-Way Power Pole Kit	33"	\$216
ZEPT241	2-Way Power Pole Kit	41"	\$216
ZEPT249	2-Way Power Pole Kit	49"	\$216
ZEPT257	2-Way Power Pole Kit	57"	\$216
ZEPT265	2-Way Power Pole Kit	65"	\$216
ZEPT281	2-Way Power Pole Kit	81"	\$219
ZEPT333	3-Way Power Pole Kit	33"	\$302
ZEPT341	3-Way Power Pole Kit	41"	\$302
ZEPT349	3-Way Power Pole Kit	49"	\$302
ZEPT357	3-Way Power Pole Kit	57"	\$302
ZEPT365	3-Way Power Pole Kit	65"	\$302
ZEPT381	3-Way Power Pole Kit	81"	\$314
ZEPT433	4-Way Power Pole Kit	33"	\$302
ZEPT441	4-Way Power Pole Kit	41"	\$302
ZEPT449	4-Way Power Pole Kit	49"	\$302
ZEPT457	4-Way Power Pole Kit	57"	\$302
ZEPT465	4-Way Power Pole Kit	65"	\$302
ZEPT481	4-Way Power Pole Kit	81"	\$314

Planning tips: This kit eliminates the need of specifying a post connector • 8' Power Pole (previous page) must be specified separately • On 2-way Power Pole Kits, Corresponding top caps' must be cut by 1.5" each • **Power Pole cannot be used with variable heights**

Infeed and Junction Box for Hardwire Applications

Product Description

Components for hardwire applications, such as New York code.



Product Number	Description	Price
ZENY	Hardwire Infeed	\$211

Planning tips: Cannot be used on a 24" panel

Power Blocks

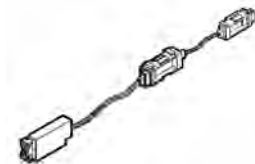
On GIZA Auto-Hardware

Product Description

Distributes power and accepts 4 receptacles on panels 30" and wider.

Includes

- Power Block Assembly

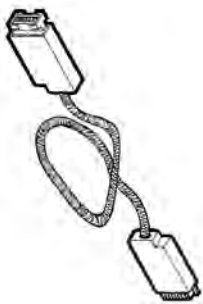


Product Number	Width	Price
ZEPB24	24"	\$181
ZEPB30	30"	\$181
ZEPB36	36"	\$181
ZEPB42	42"	\$192
ZEPB48	48"	\$192
ZEPB60	60"	\$203

Planning tips: Specify Power Blocks in same widths as panel widths

Specify in Order:

1. Product Number
2. Quantity



Harness Jumpers

On GIZA Auto-Hardware

Product Description

Distributes power through panels and is also referred to as a “pass-through”.

Includes

- Harness Jumper

Product Number	Description	Width	Price
ZEHJ12	Harness Jumper	12”	\$90
ZEHJ18	Harness Jumper	18”	\$90

Planning tips: Specify Harness Jumpers in the same widths as panel widths

Harness Jumpers

On GIZA Auto-Hardware

Product Description

Distributes power and accepts two receptacles.

Includes

- Harness Jumper

Product Number	Description	Width	Price
ZEBB24	Harness Jumper Single Blk	24”	\$111
ZEBB30	Harness Jumper Single Blk	30”	\$111
ZEBB36	Harness Jumper Single Blk	36”	\$111
ZEBB42	Harness Jumper Single Blk	42”	\$116
ZEBB48	Harness Jumper Single Blk	48”	\$116
ZEBB60	Harness Jumper Single Blk	60”	\$130

Planning tips: Must be used with work-level Electrical Access Panel • See page 59 for Harness Jumper in Power Access Panels

Receptacles

On GIZA Auto-Hardware

Product Description

Duplex electrical outlets available in 4 circuits. In dark neutral color only.

Includes

- Individual Duplex Receptacles

Product Number	Description	Price
ZEDR1	Circuit I Receptacles	\$31
ZEDR2	Circuit II Receptacles	\$31
ZEDR3	Circuit III Receptacles	\$31
ZEDR4	Circuit IV Receptacles	\$31

Planning tips: Circuit IV is an isolated circuit

Raceway Receptacle Covers

Product Description

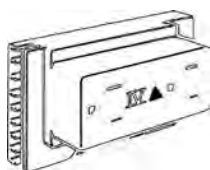
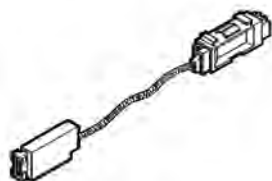
Add-on cover for raceways.

Includes

- Set of 10 Receptacle Covers

Product Number	Description	Price
ZERC	Receptacle Covers	\$35

Planning tips: Specify color for Receptacle Covers

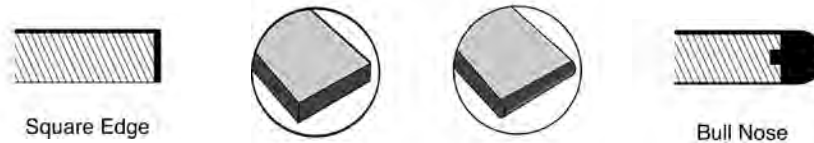


Specify in Order:

1. Product Number
2. Laminate / Edge
3. Grommet Location
4. Quantity

Worksurfaces - Square Edge and Bull Nose Edge

Zapf Worksurfaces are available in the following 2 options



For Matching
Edge Availability,
see page 8.

Rectangular Worksurface

Product Description

Rectangular worksurface with edge option on user side.

Includes

- Worksurface

Square Edge Product Number	Width	Depth	Price	Bull Nose Product Number	Price
ZWSSR2424	24"	24"	\$192	ZWSTR2424	\$217
ZWSSR3024	30"	24"	\$194	ZWSTR3024	\$219
ZWSSR3624	36"	24"	\$206	ZWSTR3624	\$239
ZWSSR4224	42"	24"	\$252	ZWSTR4224	\$287
ZWSSR4824	48"	24"	\$270	ZWSTR4824	\$312
ZWSSR5424	54"	24"	\$296	ZWSTR5424	\$339
ZWSSR6024	60"	24"	\$335	ZWSTR6024	\$385
ZWSSR6624	66"	24"	\$364	ZWSTR6624	\$417
ZWSSR7224	72"	24"	\$380	ZWSTR7224	\$438
ZWSSR8424	84"	24"	\$533	ZWSTR8424	\$586
ZWSSR2430	24"	30"	\$194	ZWSTR2430	\$219
ZWSSR3030	30"	30"	\$200	ZWSTR3030	\$229
ZWSSR3630	36"	30"	\$219	ZWSTR3630	\$256
ZWSSR4230	42"	30"	\$278	ZWSTR4230	\$320
ZWSSR4830	48"	30"	\$296	ZWSTR4830	\$339
ZWSSR5430	54"	30"	\$325	ZWSTR5430	\$376
ZWSSR6030	60"	30"	\$368	ZWSTR6030	\$422
ZWSSR6630	66"	30"	\$396	ZWSTR6630	\$456
ZWSSR7230	72"	30"	\$430	ZWSTR7230	\$496
ZWSSR8430	84"	30"	\$578	ZWSTR8430	\$625

Planning tips:

- Worksurface supports must be specified separately
- Same surfaces are used for both panel-hung and desking applications
- Optional grommets can be specified, see page 27
- Information on grain direction, see page 28

Worksurfaces - Square Edge and Bull Nose Edge

Specify in Order:

1. Product Number
2. Laminate / Edge
3. Grommet Location
4. Quantity

For Matching Edge Availability, see page 8.

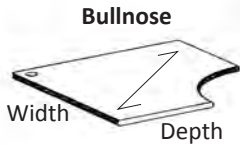
Corner Worksurfaces

Product Description

Corner Worksurfaces with edge option on user side.

Includes

- Worksurface with grommet • Corner Support Bracket



Square Edge Product Number	Width	Depth	Price	Bull Nose Product Number	Price
ZWSSC3624	36"	24"	\$403	ZWSTC3624	\$461
ZWSSC4224	42"	24"	\$461	ZWSTC4224	\$535
ZWSSC4230	42"	30"	\$521	ZWSTC4230	\$599
ZWSSC4824	48"	24"	\$556	ZWSTC4824	\$641
ZWSSC4830	48"	30"	\$581	ZWSTC4830	\$666

Planning tips:

- Supports must be specified separately
- When used in freestanding application, modesty panels should be 6" less than width of worksurface when used in conjunction with a corner leg

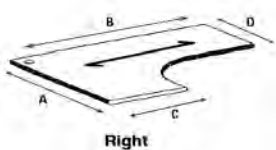
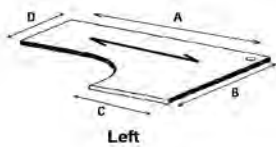
Extended Corner Surfaces

Product Description

Extended Corner Worksurface with Square Edge or Bull Nose on user side.

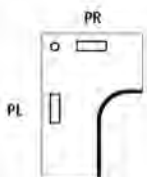
Includes

- Worksurface with Grommet • Corner Support Bracket



Square Edge Product Number	A	B	C	D	Price	Bull Nose Product Number	Price
LEFT HAND SURFACES							
ZWSSEC60482424	60"	48"	24"	24"	\$581	ZWSTEC60482424	\$666
ZWSSEC60482430	60"	48"	24"	30"	\$605	ZWSTEC60482430	\$697
ZWSSEC60483024	60"	48"	30"	24"	\$605	ZWSTEC60483024	\$697
ZWSSEC60483030	60"	48"	30"	30"	\$628	ZWSTEC60483030	\$723
ZWSSEC72482424	72"	48"	24"	24"	\$743	ZWSTEC72482424	\$853
ZWSSEC72482430	72"	48"	24"	30"	\$767	ZWSTEC72482430	\$881
ZWSSEC72483024	72"	48"	30"	24"	\$767	ZWSTEC72483024	\$881
ZWSSEC72483030	72"	48"	30"	30"	\$789	ZWSTEC72483030	\$911
RIGHT HAND SURFACES							
ZWSSEC48602424	48"	60"	24"	24"	\$581	ZWSTEC48602424	\$666
ZWSSEC48602430	48"	60"	24"	30"	\$605	ZWSTEC48602430	\$697
ZWSSEC48603024	48"	60"	30"	24"	\$605	ZWSTEC48603024	\$697
ZWSSEC48603030	48"	60"	30"	30"	\$628	ZWSTEC48603030	\$723
ZWSSEC48722424	48"	72"	24"	24"	\$743	ZWSTEC48722424	\$853
ZWSSEC48722430	48"	72"	24"	30"	\$767	ZWSTEC48722430	\$881
ZWSSEC48723024	48"	72"	30"	24"	\$767	ZWSTEC48723024	\$881
ZWSSEC48723030	48"	72"	30"	30"	\$789	ZWSTEC48723030	\$911

- Planning tips: Worksurface supports must be specified separately • When specifying cantilevers for worksurfaces 66" or greater, please specify worksurface bracket kit ZWSSB for the middle of the worksurface, see page 76 • Corner Bracket included; other supports must be specified separately • Same surfaces are used for both panel-hung and desking applications • Power Box (at left), order on Power Box "PL" or "PR" product code, add \$165 to list price, see page 27



Specify in Order:

1. Product Number
2. Laminate / Edge
3. Grommet Location
4. Quantity

Worksurfaces - Square Edge and Bull Nose Edge



Extended Rectangular Surfaces

Product Description

Extended Rectangular Surfaces with Square Edge or Bull Nose Edge on user side.

For Matching
Edge Availability,
see page 8.

Includes

- Worksurface

Square Edge Product Number	Width	Depth	Price	Bull Nose Product Number	Price
ZWSSER3824	38"	24"	\$216	ZWSTER3824	\$248
ZWSSER5024	50"	24"	\$283	ZWSTER5024	\$323
ZWSSER6224	62"	24"	\$342	ZWSTER6224	\$392
ZWSSER7424	74"	24"	\$394	ZWSTER7424	\$454
ZWSSER3830	38"	30"	\$239	ZWSTER3830	\$271
ZWSSER5030	50"	30"	\$311	ZWSTER5030	\$355
ZWSSER6230	62"	30"	\$378	ZWSTER6230	\$435
ZWSSER7430	74"	30"	\$445	ZWSTER7430	\$506

Planning tips:

- Worksurface supports must be specified separately
- When specifying cantilevers for worksurfaces 66" or greater, please specify worksurface bracket kit ZWSSB for the middle of the worksurface, see page 76
- Used only for applications where surface is required to hang from panels with a 3-Way Connector in between panels
- Optional grommets can be specified, see page 27

Peninsula Surfaces with Cylinder Leg



Product Description

Straight Peninsula Surface with Square Edge or Bull Nose Edge.

Includes

- Peninsula Surface • One Cylinder Leg

Square Edge Product Number	Width	Depth	Description	Price	Bull Nose Product Number	Price
ZWSSP6030	60"	30"	Peninsula Surface	\$633	ZWSTP6030	\$726
ZWSSP6630	66"	30"	Peninsula Surface	\$730	ZWSTP6630	\$840
ZWSSP7230	72"	30"	Peninsula Surface	\$821	ZWSTP7230	\$943
ZWSSP6036	60"	36"	Peninsula Surface	\$816	ZWSTP6036	\$815
ZWSSP6636	66"	36"	Peninsula Surface	\$708	ZWSTP6636	\$939
ZWSSP7236	72"	36"	Peninsula Surface	\$927	ZWSTP7236	\$1,065

Planning tips:

- The depth of the surface must be the same as the width of the panel
- Add one of the ZDCMPP Modesty Panel options on page 72

Worksurfaces - Square Edge and Bull Nose Edge

Specify in Order:

1. Product Number
2. Leg Finish
3. Laminate / Edge
4. Grommet
5. Quantity

P-Shaped Worksurface with Cylinder Leg

Product Description

P-Shaped worksurface with Square Edge or Bull Nose Edge.

Includes

- P-Shaped Worksurface • One Cylinder Leg

For Matching
Edge Availability,
see page 8.

Square Edge Product Number	Description	Width	Depth	Price	Bull Nose Product Number	Price
Left Hand						
ZWSSPL7230	P-Shape Worksurface	72"	30"	\$1,218	ZWSTPL7230	\$1,400
Right Hand						
ZWSSPR7230	P-Shape Worksurface	72"	30"	\$1,218	ZWSTPR7230	\$1,400

Planning tips: The depth of the surface must be the same as the width of the panel

- Must order brackets ZWSSB to attach to Panel on page 76
- Add one of the ZDCMPP Modesty Panel options below

Corner Peninsula Worksurface with Cylinder Leg

Product Description

An extended corner and desking area with meeting space for two or three people.

Includes

- Extended Corner Peninsula Worksurface • One Cylinder Leg

Square Edge Product Number	Description	Width	Depth	Price	Bull Nose Product Number	Price
Left Hand						
ZWSSCP7248L	Corner Peninsula	72"	48"	\$1,242	ZWSTCP7248L	\$1,417
Right Hand						
ZWSSCP4872R	Corner Peninsula	72"	48"	\$1,242	ZWSTCP4872R	\$1,417

Planning tips: The depth of the surface must be the same as the width of the panel • Corner Peninsula surface mates up with 24" deep surface • Must order brackets ZWSSB to attach to Panel on page 76
• Add one of the ZDCMPP Modesty Panel options below

Peninsula Modesty Panel

Product Description

Modesty Panel attaches under peninsula, P-top or corner peninsula.

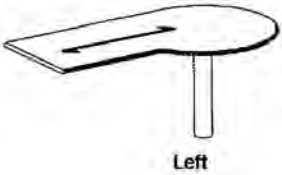
Includes

- Modesty Panel • Attachment Hardware

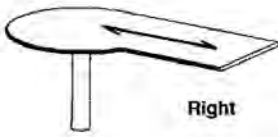
Specify in Order:

1. Product Number
2. Finish
3. Quantity

Product Number	Description	Height	Width	Fits Table	Price
ZDCMPP60	Peninsula Modesty Panel	18.625"	42"	60"	\$151
ZDCMPP66	Peninsula Modesty Panel	18.625"	48"	66"	\$156
ZDCMPP72	Peninsula Modesty Panel	18.625"	54"	72"	\$161



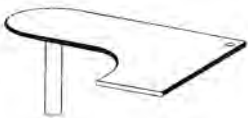
Left



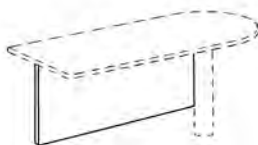
Right



Right



Left



Specify in Order:

1. Product Number
2. Laminate / Edge
3. Finish
4. Quantity

Worksurface Additions



Peninsula Workstation Adapter Kit

Product Description

Adapter leg for additional support if peninsula is attached adjacent to the end of a workstation.

For Matching Edge Availability, see page 8.

Includes

- 5" Diameter Cylindrical Leg with 1" adjustable Glide
- Attachment Hardware

Product Number	Description	Height	Price
ZPAK	Peninsula Adapter Kit	29.5"	\$297

D-Shaped Worksurface with Cylinder Leg

Product Description

D-Shaped Worksurface to position at end of two rectangular surfaces separated by a panel.

Includes

- D-Shaped Worksurface
- One Cylinder Leg



Square Edge Product Number	Description	Width	Depth	Price	Bull Nose Product Number	Price
ZWSSD5030	D-Shape Worksurface /w Supports	50"	30"	\$492	ZWSTD5030	\$561
ZWSSD6236	D-Shape Worksurface /w Supports	62"	36"	\$557	ZWSTD6236	\$642

Planning tips:

- 50" wide D-Top will span 2-24" deep surfaces and a 2" panel
- 62" wide D-Top will span 2-30" deep surfaces and a 2" panel
- D-Top Support required

D-Top Support

Product Description

Brackets which connect D-Top worksurface to a rectangular worksurface in place of shared legs. Use with 50" or 62" D-Top worksurfaces.

Includes

- Two D-Top Supports
- Two Tie Plates
- Dark Neutral Finish



Product Number	Description	Depth	Price
ZWSSCD	D-Top Support	24"	\$127

Planning tips:

- Use in place of shared legs only when using a D-top

Worksurface Counter Tops

Specify in Order:

1. Product Number
2. Finish
3. Laminate / Edge
4. Quantity

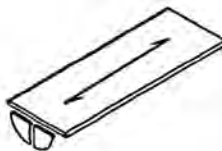
Square Edge or Bull Nose Edge Counter Tops with Brackets

Product Description

Counter Tops to mount on top of panels.

Includes

- Surface with Square Edge or Bull Nose Edge on front and back
- Support Brackets
- Assembly Hardware



Square Edge Product Number	Description	Width	Depth	Price	Bull Nose Product Number	Price
ZWSCS24	Rectangular Surface	24"	15"	\$219	ZWSCT24	\$256
ZWSCS30	Rectangular Surface	30"	15"	\$238	ZWSCT30	\$270
ZWSCS36	Rectangular Surface	36"	15"	\$248	ZWSCT36	\$286
ZWSCS42	Rectangular Surface	42"	15"	\$269	ZWSCT42	\$311
ZWSCS48	Rectangular Surface	48"	15"	\$277	ZWSCT48	\$319
ZWSCS54	Rectangular Surface	54"	15"	\$284	ZWSCT54	\$324
ZWSCS60	Rectangular Surface	60"	15"	\$293	ZWSCT60	\$338
ZWSCS66	Rectangular Surface	66"	15"	\$314	ZWSCT66	\$362
ZWSCS72	Rectangular Surface	72"	15"	\$338	ZWSCT72	\$389
ZWSCS2424	Corner Surface	24"	24"	\$440	ZWSCT2424	\$505
ZWSCS3030	Corner Surface	30"	30"	\$464	ZWSCT3030	\$536
ZWSCS3636	Corner Surface	36"	36"	\$473	ZWSCT3636	\$544

Planning tips: Rectangular Counter Tops are sized to fit panel widths, but can span multiple panels long as total panel widths equal counter top width • Corner Counter Top widths must match panel widths • If Counter Top for variable height use, specify top listed below • If using counter top on 33" high panels specify these brackets - Left: MG773129, Right MG773130 • Order Counter Top Light, see page 167

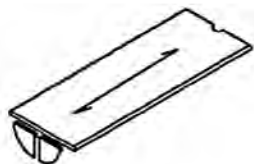
Variable Height Square Edge or Bull Nose Edge Counter Tops with Brackets

Product Description

Counter Tops to mount on top of panels used invariable height applications.


Includes

- Surface with Square Edge or Bull Nose Edge on front and back and with notch for variable height
- Support Brackets
- Assembly Hardware



Square Edge Product Number	Description	Width	Depth	Price	Bull Nose Product Number	Price
ZWSCS24V	Rectangular Surface	24"	15"	\$219	ZWSCT24V	\$256
ZWSCS30V	Rectangular Surface	30"	15"	\$238	ZWSCT30V	\$270
ZWSCS36V	Rectangular Surface	36"	15"	\$248	ZWSCT36V	\$286
ZWSCS42V	Rectangular Surface	42"	15"	\$269	ZWSCT42V	\$311
ZWSCS48V	Rectangular Surface	48"	15"	\$277	ZWSCT48V	\$319
ZWSCS54V	Rectangular Surface	54"	15"	\$284	ZWSCT54V	\$324
ZWSCS60V	Rectangular Surface	60"	15"	\$293	ZWSCT60V	\$338
ZWSCS66V	Rectangular Surface	66"	15"	\$314	ZWSCT66V	\$362
ZWSCS72V	Rectangular Surface	72"	15"	\$338	ZWSCT72V	\$389
ZWSCS2424A	Corner Surface	24"	24"	\$440	ZWSCT2424A	\$505
ZWSCS2424B	Corner Surface	24"	24"	\$440	ZWSCT2424B	\$505
ZWSCS3030A	Corner Surface	30"	30"	\$464	ZWSCT3030A	\$536
ZWSCS3030B	Corner Surface	30"	30"	\$464	ZWSCT3030B	\$536
ZWSCS3636A	Corner Surface	36"	36"	\$473	ZWSCT3636A	\$544
ZWSCS3636B	Corner Surface	36"	36"	\$473	ZWSCT3636B	\$544

Planning Tips: Rectangular Counter Tops are sized to fit panel widths, but can span multiple panels • If using counter top on 33" high panels specify these brackets - Left: MG773129, Right MG773130 Order Counter Top Light, see page 167



Specify in Order:

1. Product Number
2. Finish
3. Quantity

Worksurface Supports (Panel-Hung Surfaces)

Counter Top Connection Bracket Kit

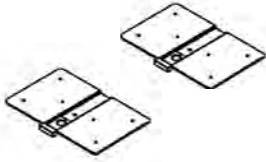
Product Description

Brackets connect Counter Top on top of a privacy screen. Dark neutral finish.

Includes

- Two Brackets • Assembly Hardware

Product Number	Description	Price
ZWSCB	Counter Top Con. Brackets (Set of 2)	\$85



Cantilever Bracket

Product Description

Individual handed cantilevers which support surfaces hung from panels. Left and right shown. Dark neutral finish.

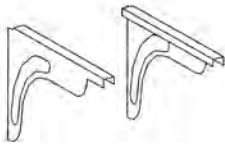
Includes

- Cantilever Bracket • Assembly Hardware

Product Number	Description	Left/Right Depth	Price
ZWSSCB24L	Cantilever Bracket	24"	\$43
ZWSSCB24R	Cantilever Bracket	24"	\$43

Planning tips:

- Cannot be used in conjunction with hanging pedestals



Shared Cantilever Bracket

Product Description

A Bracket which supports two adjacent surfaces hung from panels.

Includes

- Cantilever Bracket • Assembly Hardware

Product Number	Description	Price
ZWSSCB24S	Shared Cantilever Bracket	\$46

Planning tips:

- Brackets are used with surfaces of equal depths



Optional Shared Leg

Product Description

Optional Shared Leg is used in place of standard Shared Leg


Includes

- One Optional Shared Leg • One Tie Plate • Assembly Hardware

Product Number	Description	Depth	Price
ZWSSCS24	Optional Shared Leg	10.5"	\$77

Planning tips:

- Use in place of standard Shared Leg when specifying lateral files under a worksurface



Worksurface Supports (Panel-Hung Surfaces)

Specify in Order:

1. Product Number
2. Finish
3. Quantity

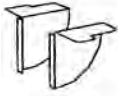
Worksurface Bracket Kit

Product Description

Brackets which support surfaces hung from panels connected at 90 degrees.

Includes


- Two Support Brackets
- Assembly Hardware



Product Number	Description	Price
ZWSSB	Worksurface Bracket (Set of 2)	\$35

Planning tips:

- Use for applications such as shown at right
- Kit includes 1 left and 1 right Bracket
- Brackets are used with surfaces and panels of equal widths
- Use on worksurfaces 66" or greater as center supports



Two Kits Shown

Worksurface Connection Bracket

Product Description

Bracket for surface-to-surface connection. Dark neutral finish.

Includes

- One Bracket
- Assembly Hardware



Product Number	Description	Width	Depth	Price
ZWCB9	Worksurface. Conn. Bracket	5"	8.5"	\$49

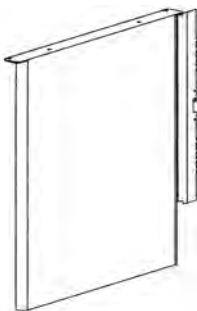
Full Leg

Product Description

Non-handed Full Leg for surface support.

Includes

- Leg with Support Bracket
- Assembly Hardware



Product Number	Description	Depth	Price
ZWSSF24	Full Leg	24"	\$194
ZWSSF30	Full Leg	30"	\$209

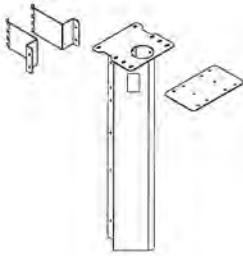
Planning tips:

- Check stability and support guidelines when using full legs
- Attaches to Panels and is designed for raceway access

Specify in Order:

1. Product Number
2. Finish
3. Quantity

Worksurface Supports (Panel-Hung Surfaces)



Shared Leg

Product Description

Non-handed Leg for two adjoining surfaces.

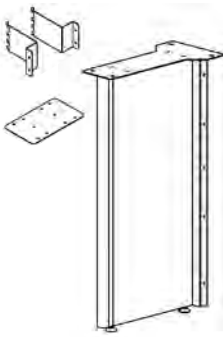
Includes

- Shared Leg with Support Brackets • One Tie Plate • Assembly Hardware

Product Number	Description	Depth	Price
ZSHARED	Shared Leg	8"	\$150

Planning tips:

- Check stability and support guidelines when using full legs
- Attaches to Panels and is designed for raceway access



Extended Shared Leg

Product Description

Non-handed shared leg for support in center of worksurface.

Includes

- Extended Shared Leg • Assembly Hardware

Product Number	Description	Depth	Price
ZFSL14	Extended Shared Leg	15"	\$306

Planning tips:

- Use to connect 2 rectangular tops at 180° (In a freestanding application with no support from a pedestal or a lateral file) specify an Extended Shared Leg (ZFSL14) for additional support



D-Top Support

Product Description

Brackets which connect D-Top worksurface to a rectangular worksurface in place of shared legs. Use with 50" or 62" D-Top worksurfaces.

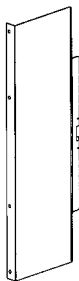
Includes

- Two D-Top Supports • Two Tie Plates • Dark Neutral Finish only

Product Number	Description	Depth	Price
ZWSSCD	D-Top Support	24"	\$127

Planning tips:

- Use in place of Shared Legs only when using a D-Top



Ped-to-Panel Bracket

Product Description

Secures a Pedestal to a Panel and fills the gap between them. Use in place of a Full Leg with Panel hung surfaces.

Includes

- Ped-to-Panel Bracket • Assembly Hardware

Product Number	Description	Width	Height	Price
ZDCPL02	Ped-to-Panel Bracket	2"	27"	\$84
ZDCPL05	Ped-to-Panel Bracket	5"	27"	\$88
ZDCPL08	Ped-to-Panel Bracket	8"	27"	\$94
ZDCPL011	Ped-to-Panel Bracket	11"	27"	\$98

Planning tips:

- Use a ZDCPL02 to connect a 23" Pedestal to a 24" deep worksurface
- Use a ZDCPL05 to connect a 19" Pedestal to a 24" deep worksurface
- Use a ZDCPL08 to connect a 23" Pedestal to a 30" deep worksurface
- Use a ZDCPL11 to connect a 19" Pedestal to a 30" deep worksurface

Overhead Storage (Panel Hung)

Specify in Order:

1. Product Number
2. Finish
3. Laminate (Optional)
4. Fabric (Optional)
4. Quantity



Flipper Door Units with Metal Door

Product Description

Enclosed Cabinet with shelf and door. Available with metal front door or laminated front door.

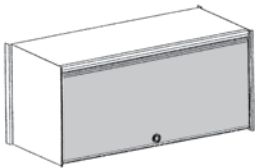
Includes

- Cabinet with full sides, shelf, top, retractable door, backstop and lock

Finished Metal Fronts Product Number	Width	Depth	Height	Price	Laminate Fronts Product Number	Price
ZOSFD36	36"	14"	16"	\$504	ZOSFD36L	\$745
ZOSFD42	42"	14"	16"	\$529	ZOSFD42L	\$814
ZOSFD48	48"	14"	16"	\$545	ZOSFD48L	\$816
ZOSFD60	60"	14"	16"	\$799	ZOSFD60L	\$899

Planning tips:

- Flipper Door Unit width must match panel width
- Door retracts inside Cabinet
- Flipper Door Unit ships unassembled
- Order Task Lights, see page 167



Flipper Door Units with Fabric-Covered Door

Product Description

Enclosed Cabinet with shelf and fabric covered door.

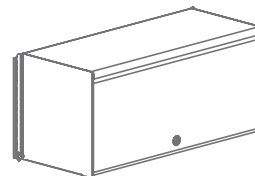
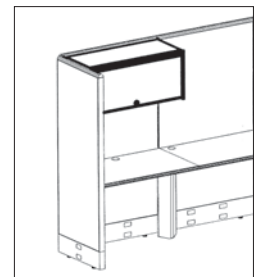
Includes

- Cabinet with full sides, shelf, top, retractable door, backstop and lock

Product Number	Description	Width	Depth	Height	Grade 1 Price	Grade 2 Price	Grade 3 Price
ZOSFD36F	Flpr. Dr/Fabric Front	36"	14"	16"	\$540	\$630	\$740
ZOSFD42F	Flpr. Dr/Fabric Front	42"	14"	16"	\$561	\$658	\$768
ZOSFD48F	Flpr. Dr/Fabric Front	48"	14"	16"	\$582	\$683	\$799
ZOSFD60F	Flpr. Dr/Fabric Front	60"	14"	16"	\$868	\$1,017	\$1,191

Planning tips:

- Flipper Door Unit width must match panel width
- Door retracts inside Cabinet
- Flipper Door Unit ships unassembled
- Order Task Lights, see page 167



Wall-Mounted Flipper Door Units with Metal Door - **NEW**

Product Description

Enclosed Cabinet with shelf and door. Available with metal front door.

Includes

- Cabinet with full sides, shelf, top, retractable door, backstop and lock

Finished Metal Fronts Product Number	Width	Depth	Height	Price
ZOWFD36	36"	14"	16"	\$821
ZOWFD42	42"	14"	16"	\$870
ZOWFD48	48"	14"	16"	\$895
ZOWFD60	60"	14"	16"	\$989

Planning tips:

- Must be anchored to wall (hardware not included)
- Door retracts inside Cabinet
- Flipper Door Unit ships unassembled
- Order Task Lights, see page 167

Specify in Order:

1. Product Number
2. Finish
3. Quantity

Overhead Storage (Panel Hung)

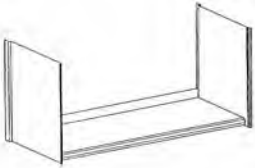
Open Shelves

Product Description

Open Shelf Units to hang on panels of same width.

Includes

- Shelf Sides with Attachment Brackets and Shelf with Backstop



Product Number	Description	Width	Depth	Height	Price
ZOSOS24	Open Shelf	24"	14"	16"	\$215
ZOSOS30	Open Shelf	30"	14"	16"	\$224
ZOSOS36	Open Shelf	36"	14"	16"	\$248
ZOSOS42	Open Shelf	42"	14"	16"	\$255
ZOSOS48	Open Shelf	48"	14"	16"	\$269
ZOSOS60	Open Shelf	60"	14"	16"	\$316

Planning tips:

- Open Shelf must match panel width • Open Shelf ships unassembled • Order Task Lights, see page 167

Half Height Open Shelves

Product Description

Open Shelf Units to hang on panels of same width.

Includes

- Shelf Sides with Attachment Brackets and Shelf with Backstop



Product Number	Description	Width	Depth	Height	Price
ZOSHS24	Half Ht. Open Shelf	24"	14"	8"	\$208
ZOSHS30	Half Ht. Open Shelf	30"	14"	8"	\$213
ZOSHS36	Half Ht. Open Shelf	36"	14"	8"	\$227
ZOSHS42	Half Ht. Open Shelf	42"	14"	8"	\$247
ZOSHS48	Half Ht. Open Shelf	48"	14"	8"	\$251
ZOSHS60	Half Ht. Open Shelf	60"	14"	8"	\$286

Planning tips:

- Open Shelf must match panel width • Open Shelf ships unassembled • Order Task Lights, see page 167

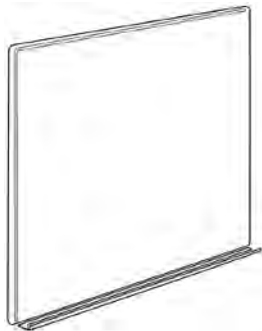
Marker Board

Product Description

White erasable surface with dark neutral trim.

Includes

- Marker Board
- Mounting Hardware and Marker Tray



Product Number	Description	Width	Height	Price
ZOMB3030	Zapf Marker Board	30"	30"	\$451
ZOMB4848	Zapf Marker Board	48"	48"	\$757

Planning tips:

- For wall mounting Zapf Marker Board use Wall Hanger Strip ZCHS65 or ZCHS81, see page 166

Overhead Storage (Panel Hung)

Specify in Order:

1. Product Number
2. Fabric
3. Quantity

Tackboards

Product Description

Fabric covered tackable boards which hang on Panels of the same width.

Includes

- Tackboard
- Mounting Hardware

Product Number	Description	Width	Height	Grade 1 Price	Grade 2 Price	Grade 3 Price
ZOSTB3613	Tackboard	36"	13"	\$126	\$145	\$169
ZOSTB4213	Tackboard	42"	13"	\$132	\$150	\$176
ZOSTB4813	Tackboard	48"	13"	\$145	\$165	\$193
ZOSTB6013	Tackboard	60"	13"	\$150	\$171	\$202
ZOSTB3618	Tackboard	36"	18"	\$184	\$203	\$239
ZOSTB4218	Tackboard	42"	18"	\$193	\$210	\$247
ZOSTB4818	Tackboard	48"	18"	\$203	\$218	\$256
ZOSTB6018	Tackboard	60"	18"	\$210	\$229	\$269

Planning tips:

- Tackboard must match Panel width
- Must use 13" Tackboard when double-hanging overhead units
- Use on panel hung or wall mount applications only

Wall-Mounted Tackboards - **NEW**

Product Description

Fabric covered tackable boards which hang on Panels of the same width.

Includes

- Tackboard

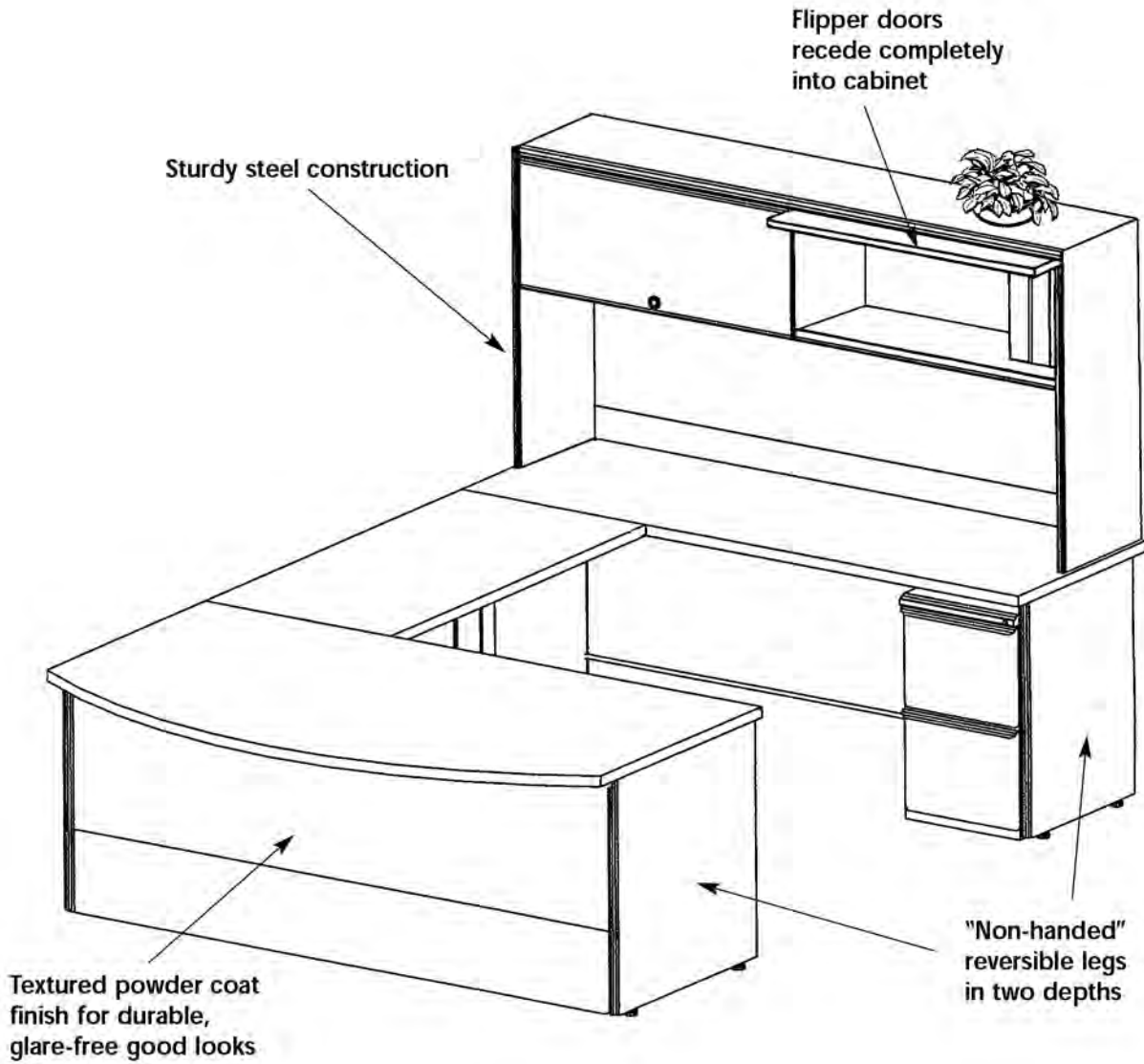
Product Number	Description	Width	Height	Grade 1 Price	Grade 2 Price	Grade 3 Price
ZOWTB3618	Wall Mounted Tackboard	36"	18"	\$179	\$196	\$232
ZOWTB4218	Wall Mounted Tackboard	42"	18"	\$184	\$202	\$239
ZOWTB4818	Wall Mounted Tackboard	48"	18"	\$199	\$216	\$253
ZOWTB6018	Wall Mounted Tackboard	60"	18"	\$250	\$268	\$306

Planning tips:

- Must be anchored to wall (brackets included) Tackboard-to-wall hardware not included
- Use on wall mount applications only

Zapf Freestanding Features

MARVEL Zapf Freestanding



THE MARVEL GROUP, INC
REGISTERED TO ISO 9001-2008
FILE NUMBER 10002902

Typical Applications

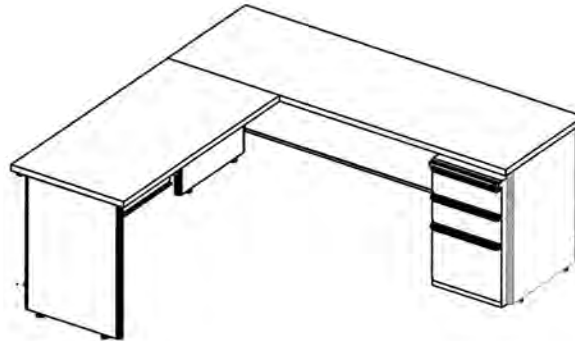
Specify in Order:

1. Product Number
2. Finish
3. Laminate / Edge
4. Fabric
5. Quantity

All Typicals are priced with square edge worksurfaces, priced in grade 1 fabric, without electrical

Typical 33

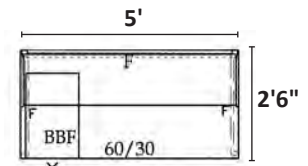
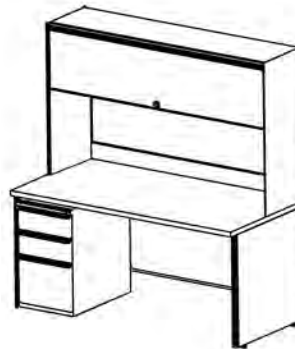
Product Number
ZFRE3



Price
\$2,201

Typical 34

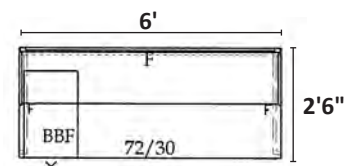
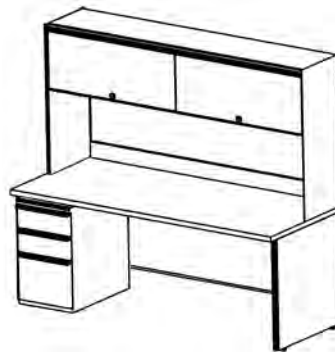
Product Number
ZFRE4



Price
\$2,910

Typical 35

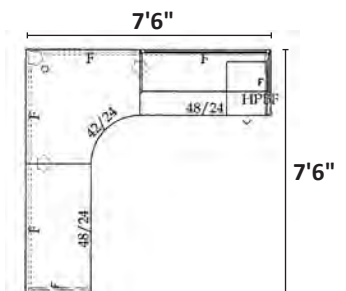
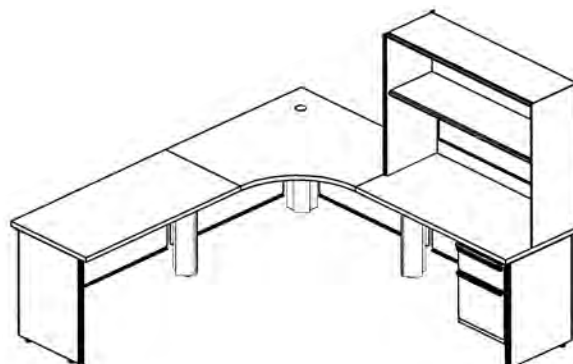
Product Number
ZFRE5



Price
\$3,277

Typical 36

Product Number
ZFRE6



Price
\$3,879

Specify in Order:

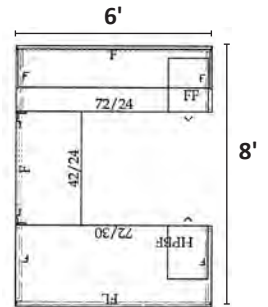
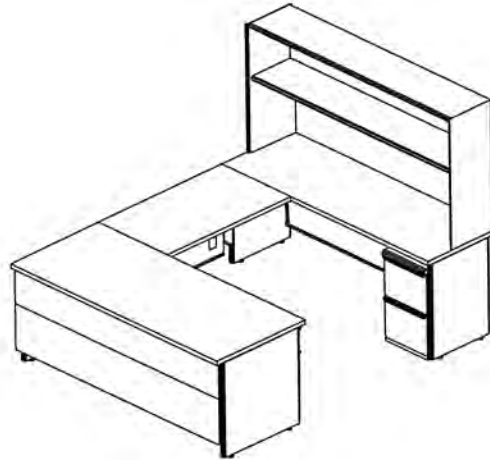
1. Product Number
2. Finish
3. Laminate / Edge
4. Fabric
5. Quantity

Typical Applications

All Typicals are priced with square edge worksurfaces, priced in grade 1 fabric, without electrical

Typical 37

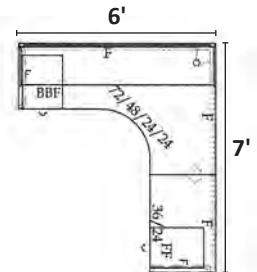
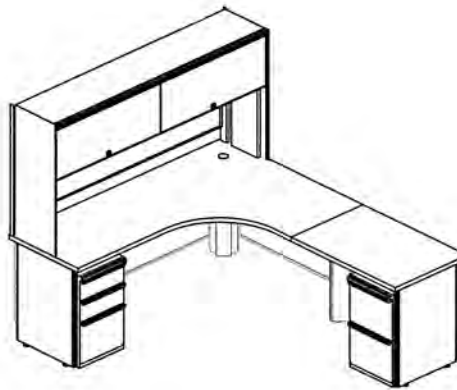
Product Number
ZFRE7



Price
\$4,338

Typical 38

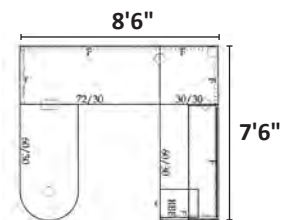
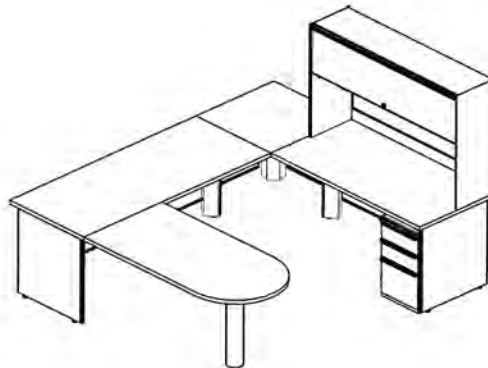
Product Number
ZFRE8



Price
\$4,921

Typical 39

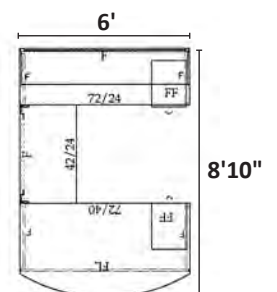
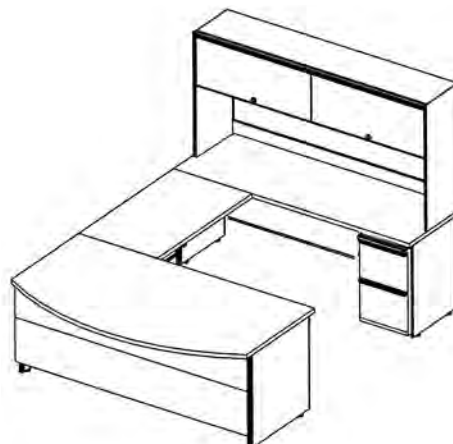
Product Number
ZFRE9



Price
\$5,087

Typical 40

Product Number
ZFRE10



Price
\$5,087

Typical Applications

Specify in Order:

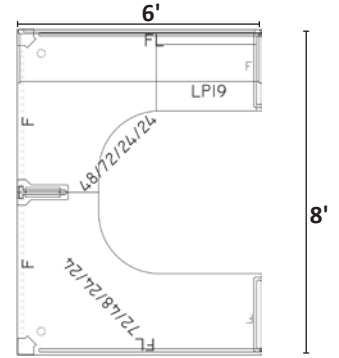
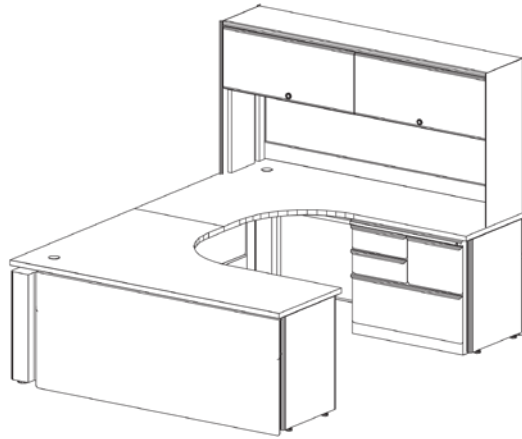
All Typicals are priced with square edge worksurfaces, priced in grade 1 fabric, without electrical

1. Product Number
2. Finish
3. Laminate / Edge
4. Fabric
5. Quantity

Typical 41

Product Number
ZFRE11

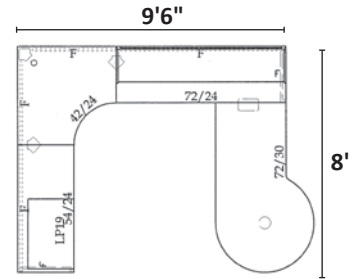
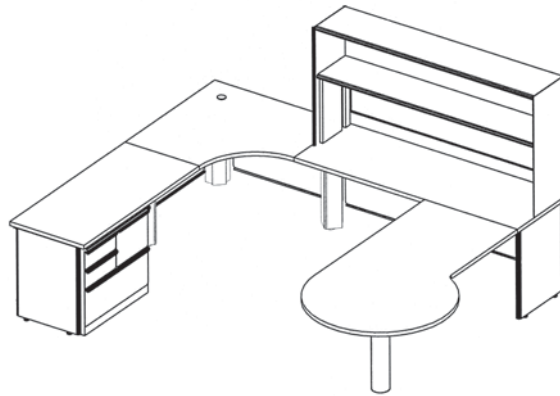
Price
\$5,906



Typical 42

Product Number
ZFRE12

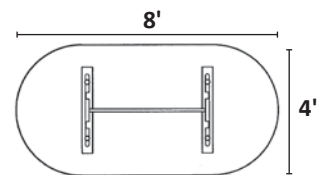
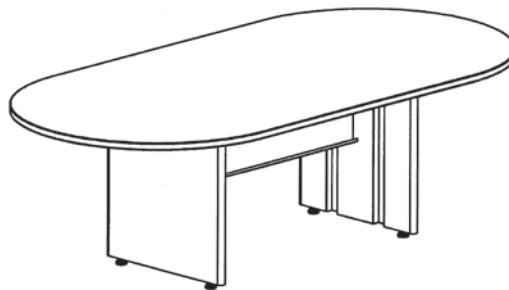
Price
\$6,164



Typical 4308

Product Number
ZFRE15

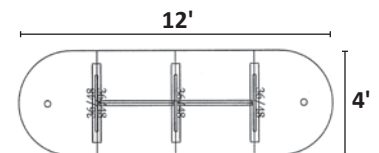
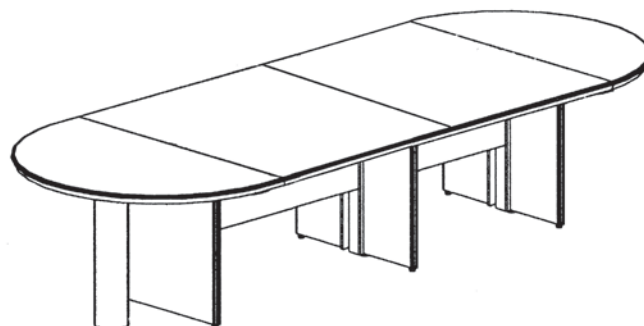
Price
\$1,544



Typical 44

Product Number
ZFRE14

Price
\$3,376



Specify in Order:

1. Product Number
2. Finish
3. Laminate / Edge
4. Fabric
5. Quantity

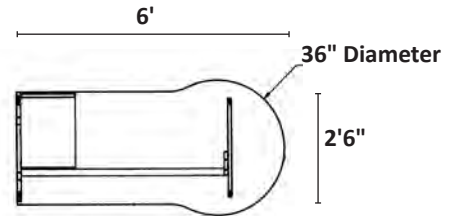
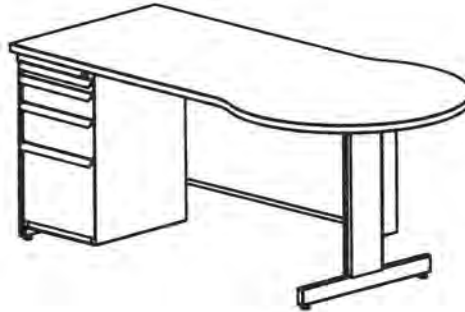
MARVEL Zapf
Freestanding

Typical Applications

All Typicals are priced with square edge worksurfaces, without electrical

Typical 60

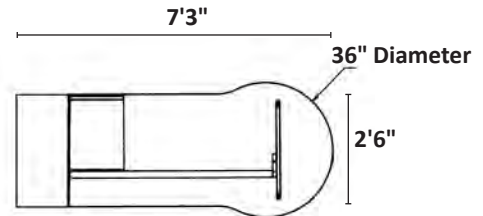
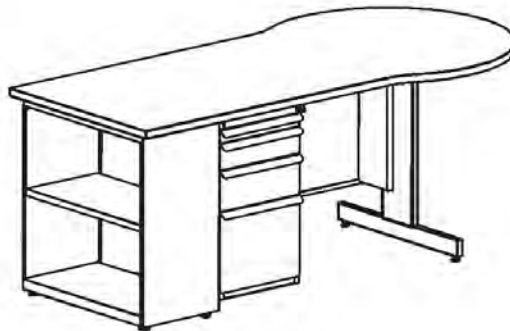
Product Number
ZTCD7230



Price
\$2,292 (5' Length available ZTCD6030 \$2,184)

Typical 61

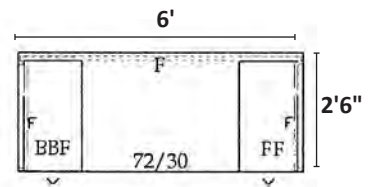
Product Number
ZTCB8730



Price
\$2,481 (6' Length available ZTCB7530 \$2,377)

Typical 66

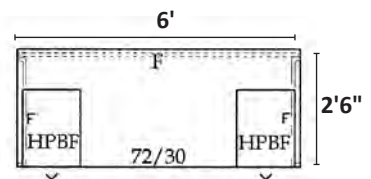
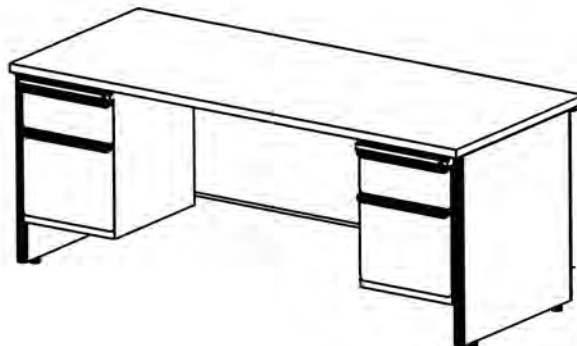
Product Number
ZTDP7230



Price
\$1,778

Typical 32

Product Number
ZFRE2



Price
\$2,136


Zapf® Freestanding Worksurfaces

Square Edge and Bull Nose

Zapf Worksurfaces are available in the following 2 options

Specify in Order:

1. Product Number
2. Laminate / Edge
3. Grommet Location
4. Quantity



For Matching Edge Availability, see page 8.

Rectangular Worksurface

Product Description	Includes
Rectangular worksurface with edge option on user side.	• Worksurface

Square Edge Product Number	Width	Depth	Price	Bull Nose Product Number	Price
ZWSSR2424	24"	24"	\$192	ZWSTR2424	\$217
ZWSSR3024	30"	24"	\$194	ZWSTR3024	\$219
ZWSSR3624	36"	24"	\$206	ZWSTR3624	\$239
ZWSSR4224	42"	24"	\$252	ZWSTR4224	\$287
ZWSSR4824	48"	24"	\$270	ZWSTR4824	\$312
ZWSSR5424	54"	24"	\$296	ZWSTR5424	\$339
ZWSSR6024	60"	24"	\$335	ZWSTR6024	\$385
ZWSSR6624	66"	24"	\$364	ZWSTR6624	\$417
ZWSSR7224	72"	24"	\$380	ZWSTR7224	\$438
ZWSSR8424	84"	24"	\$533	ZWSTR8424	\$586
ZWSSR2430	24"	30"	\$194	ZWSTR2430	\$219
ZWSSR3030	30"	30"	\$200	ZWSTR3030	\$229
ZWSSR3630	36"	30"	\$219	ZWSTR3630	\$256
ZWSSR4230	42"	30"	\$278	ZWSTR4230	\$320
ZWSSR4830	48"	30"	\$296	ZWSTR4830	\$339
ZWSSR5430	54"	30"	\$325	ZWSTR5430	\$376
ZWSSR6030	60"	30"	\$368	ZWSTR6030	\$422
ZWSSR6630	66"	30"	\$396	ZWSTR6630	\$456
ZWSSR7230	72"	30"	\$430	ZWSTR7230	\$496
ZWSSR8430	84"	30"	\$578	ZWSTR8430	\$644



Information on grain direction, see page 5



Planning tips: Worksurface supports must be specified separately • Same surfaces are used for both panel-hung and desking applications • Optional grommets can be specified, see page 27

Bow Front Worksurface

Product Description	Includes
Bow Front worksurface with edge option on user side.	• Worksurface

Square Edge Product Number	Width	Depth	Price	Bullnose Product Number	Price
ZWSSB6040	60"	40"	\$481	ZWSTB6040	\$521
ZWSSB6640	66"	40"	\$502	ZWSTB6640	\$561
ZWSSB7240	72"	40"	\$544	ZWSTB7240	\$608

Planning tips: Worksurface supports must be specified separately • Same surfaces are used for both panel-hung and desking applications



Specify in Order:

1. Product Number
2. Laminate / Edge
3. Grommet Color
4. Quantity

Zapf® Freestanding Worksurfaces Square Edge and Bull Nose Edge

Corner Worksurfaces

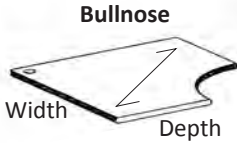
Product Description

Corner Worksurfaces with edge option on user side.

Includes

- Worksurface with grommet • Corner Support Bracket

For Matching
Edge Availability,
see page 8.



Square Edge Product Number	Width	Depth	Price	Bull Nose Product Number	Price
ZWSSC3624	36"	24"	\$403	ZWSTC3624	\$461
ZWSSC4224	42"	24"	\$461	ZWSTC4224	\$535
ZWSSC4230	42"	30"	\$521	ZWSTC4230	\$599
ZWSSC4824	48"	24"	\$556	ZWSTC4824	\$641
ZWSSC4830	48"	30"	\$581	ZWSTC4830	\$666

Planning tips:

- Supports must be specified separately
- When used in freestanding application, modesty panels should be 6" less than width of worksurface when used in conjunction with a corner leg

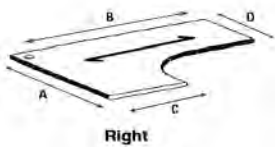
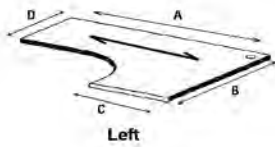
Extended Corner Surfaces

Product Description

Extended Corner Worksurface with Square Edge or Bull Nose on user side.

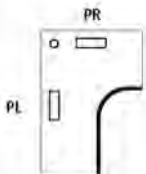
Includes

- Worksurface with Grommet • Corner Support Bracket



Square Edge Product Number	A	B	C	D	Price	Bull Nose Product Number	Price
LEFT HAND SURFACES							
ZWSSEC60482424	60"	48"	24"	24"	\$581	ZWSTEC60482424	\$666
ZWSSEC60482430	60"	48"	24"	30"	\$605	ZWSTEC60482430	\$697
ZWSSEC60483024	60"	48"	30"	24"	\$605	ZWSTEC60483024	\$697
ZWSSEC60483030	60"	48"	30"	30"	\$628	ZWSTEC60483030	\$723
ZWSSEC72482424	72"	48"	24"	24"	\$743	ZWSTEC72482424	\$853
ZWSSEC72482430	72"	48"	24"	30"	\$767	ZWSTEC72482430	\$881
ZWSSEC72483024	72"	48"	30"	24"	\$767	ZWSTEC72483024	\$881
ZWSSEC72483030	72"	48"	30"	30"	\$789	ZWSTEC72483030	\$911
RIGHT HAND SURFACES							
ZWSSEC48602424	48"	60"	24"	24"	\$581	ZWSTEC48602424	\$666
ZWSSEC48602430	48"	60"	24"	30"	\$605	ZWSTEC48602430	\$697
ZWSSEC48603024	48"	60"	30"	24"	\$605	ZWSTEC48603024	\$697
ZWSSEC48603030	48"	60"	30"	30"	\$628	ZWSTEC48603030	\$723
ZWSSEC48722424	48"	72"	24"	24"	\$743	ZWSTEC48722424	\$853
ZWSSEC48722430	48"	72"	24"	30"	\$767	ZWSTEC48722430	\$881
ZWSSEC48723024	48"	72"	30"	24"	\$767	ZWSTEC48723024	\$881
ZWSSEC48723030	48"	72"	30"	30"	\$789	ZWSTEC48723030	\$911

- Planning tips: Worksurface supports must be specified separately • When specifying cantilevers for worksurfaces 66" or greater, please specify worksurface support ZWSSB for the middle of the worksurface, see page 76 • Corner Bracket included; other supports must be specified separately • Same surfaces are used for both panel-hung and desking applications • Power Box (at left), order on Power Box "PL" or "PR" product code, add \$165 to list price, see page 27



Zapf® Freestanding Worksurfaces Workstation Supports

Specify in Order:

1. Product Number
2. Leg Finish
3. Laminate / Edge
4. Grommet
5. Quantity

P-Shaped Worksurface with Cylinder Leg

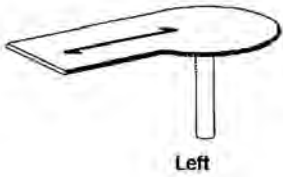
Product Description

P-Shaped worksurface with Square Edge or Bull Nose Edge.

Includes

- P-Shaped Worksurface • One Cylinder Leg

For Matching
Edge Availability,
see page 8.



Left



Right

Square Edge Product Number	Description	Width	Depth	Price	Bull Nose Product Number	Price
Left Hand						
ZWSSPL7230	P-Shape Worksurface	72"	30"	\$1,218	ZWSTPL7230	\$1,400
Right Hand						
ZWSSPR7230	P-Shape Worksurface	72"	30"	\$1,218	ZWSTPR7230	\$1,400

Planning tips: The depth of the surface must be the same as the width of the panel

- Must order brackets ZWSSB to attach to Panel on page 76
- Add one of the ZDCMPP Modesty Panel options below

Corner Peninsula Worksurface with Cylinder Leg

Product Description


An extended corner and desking area with meeting space for two or three people.

Includes

- Extended Corner Peninsula Worksurface • One Cylinder Leg



Right



Left

Square Edge Product Number	Description	Width	Depth	Price	Bull Nose Product Number	Price
Left Hand						
ZWSSCP7248L	Corner Peninsula	72"	48"	\$1,242	ZWSTCP7248L	\$1,417
Right Hand						
ZWSSCP4872R	Corner Peninsula	72"	48"	\$1,242	ZWSTCP4872R	\$1,417

Planning tips: The depth of the surface must be the same as the width of the panel • Corner Peninsula

surface mates up with 24" deep surface • Must order brackets ZWSSB to attach to Panel on page 76

- Add one of the ZDCMPP Modesty Panel options below

Peninsula Modesty Panel

Product Description

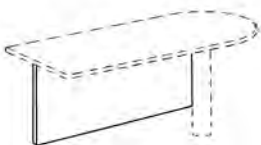
Modesty Panel attaches under peninsula P-top or corner peninsula.

Includes

- Modesty Panel • Attachment Hardware

Specify in Order:

1. Product Number
2. Finish
3. Quantity



Product Number	Description	Height	Width	Fits Table	Price
ZDCMPP60	Peninsula Modesty Panel	18.625"	42"	60"	\$151
ZDCMPP66	Peninsula Modesty Panel	18.625"	48"	66"	\$156
ZDCMPP72	Peninsula Modesty Panel	18.625"	54"	72"	\$161

Specify in Order:

1. Product Number
2. Laminate / Edge
3. Finish
4. Quantity



Zapf® Freestanding Worksurface Supports

For Matching Edge Availability, see page 8.

Peninsula Surfaces with Cylinder Leg

Product Description

Straight Peninsula Surface with Square Edge or Bull Nose Edge.

Includes

- Peninsula Surface
- One Cylinder Leg

Square Edge Product Number	Description	Width	Depth	Price	Bull Nose Product Number	Price
ZWSSP6030	Peninsula Surface	60"	30"	\$633	ZWSTP6030	\$726
ZWSSP6630	Peninsula Surface	66"	30"	\$730	ZWSTP6630	\$840
ZWSSP7230	Peninsula Surface	72"	30"	\$821	ZWSTP7230	\$943
ZWSSP6036	Peninsula Surface	60"	36"	\$708	ZWSTP6036	\$815
ZWSSP6636	Peninsula Surface	66"	36"	\$816	ZWSTP6636	\$939
ZWSSP7236	Peninsula Surface	72"	36"	\$927	ZWSTP7236	\$1,065

Planning tips:

- The depth of the surface must be the same as the width of the panel
- Must order brackets ZWSSB to attach to Panel on page 76
- Add one of the ZDCMPP Modesty Panel page 88

Peninsula Workstation Adapter Kit

Product Description

Adapter leg for additional support if peninsula is attached adjacent to the end of a workstation.

Includes

- 5" Diameter Cylindrical Leg with 1" adjustable Glide
- Attachment Hardware

Product Number	Description	Height	Price
ZPAK	Peninsula Adapter Kit	29.5"	\$297



Bridge Bracket

Product Description

Use to connect Modesty Panel to the front of a Full Leg when used in bridge or return applications.


Includes

- One Bracket
- One Tie Plate
- Assembly Hardware

Product Number	Description	Width	Height	Price
ZDMB09	1/3 Bridge Bracket	4.25"	8.625"	\$41
ZDMB14	3/4 Bridge Bracket	4.25"	18.5"	\$54
ZDMB28	Full Bridge Bracket	4.25"	28"	\$75

Planning tips:

- Use to construct Bridge or Return Surfaces
- Connects a Modesty Panel to the front of a Full Leg
- Use 3/4 Bridge Bracket with regular modesty panel
- Use Full Bridge Bracket with regular and wall access lower modesty panel
- Use 1/3 Bridge Bracket with lower modesty panel



Zapf® Freestanding Workstation Supports

Specify in Order:

1. Product Number
2. Finish
3. Quantity



Full Leg (Freestanding)

Product Description

Non-handed Full Leg for surface support; available in 29.5" height only.

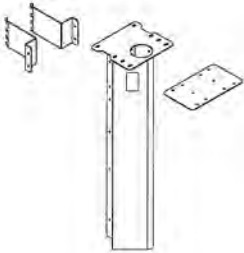
Includes

- Leg
- Assembly Hardware

Product Number	Description	Depth	Height	Price
ZDCFL24	Freestanding Full Leg	24"	29.5"	\$194
ZDCFL30	Freestanding Full Leg	30"	29.5"	\$209
NEW - ZDCFL24T	Freestanding Full Leg	24"	42"	\$274
NEW - ZDCFL30T	Freestanding Full Leg	30"	42"	\$304

Planning tips:

- Specify with Modesty Panel
- 29.5" Height leg may be used with Wall Access/ Lower Modesty Panel
- ZDCFL30T & ZDCFL24T Must use 3/4 Height Modesty Panel (see page 92)



Shared Leg/Corner Leg

Product Description

Non-handed leg for two adjoining surfaces; available in 29.5" height only.

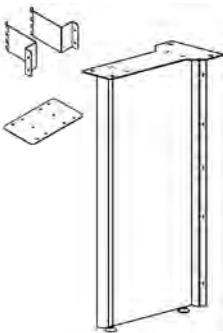
Includes

- Shared Leg with Support Brackets
- One Tie Plate
- Assembly Hardware

Product Number	Description	Depth	Price
ZSHARED	Shared Leg	8"	\$150

Planning tips:

- When used in freestanding applications, as Corner Leg, modesty panel should be 6" less than the width of worksurface



Extended Shared Leg

Product Description

Non-handed shared leg for support in center of worksurface.

Includes

- Extended Shared Leg
- Assembly Hardware

Product Number	Description	Depth	Price
ZFSL14	Extended Shared Leg	14"	\$306

Planning tips:

- Use to connect 2 rectangular tops at 180° (In a freestanding application with no support from a pedestal or a lateral file) specify an Extended Shared Leg (ZFSL14) for additional support

Specify in Order:

1. Product Number
2. Finish
3. Quantity

Zapf® Freestanding Workstation Supports

Peninsula Leg



Product Description

Non-handed peninsula leg.

Includes

- Peninsula Leg
- Assembly Hardware

Product Number	Description	Depth	Price
ZDCPL	Peninsula Leg	7"	\$151

Planning tips:

- Use when a peninsula worksurface ends a run

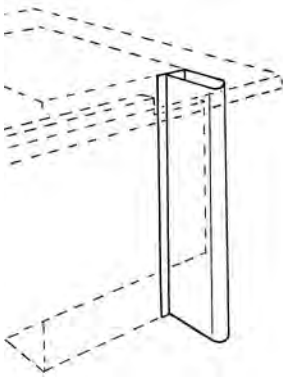
Pedestal Leg

Product Description

Non-handed leg used in conjunction with a Floor Supported Pedestal to support one worksurface.

Includes

- One Pedestal Leg
- Assembly Hardware



Product Number	Description	Width	Nominal Depth	(Actual Depth)	Height	Price
ZSLD05	Pedestal Leg	1.5"	5"	2.5"	28.5"	\$123
ZSLD07	Pedestal Leg	1.5"	7"	4.5"	28.5"	\$133
ZSLD11	Pedestal Leg	1.5"	11"	8.5"	28.5"	\$141

Planning tips:

- A Pedestal Leg should be specified when a Floor Supported Pedestal is used at the end of a run
- For 24" depth surfaces, order 5" depth leg plus a 19" deep pedestal
- For 30" depth surfaces order 7" depth leg plus a 23" deep pedestal
- For 30" depth surfaces order 11" depth leg plus a 19" deep pedestal
- Cannot use 23" floor supported pedestals with 24" desk tops. Must use 19" deep pedestals

Worksurface Connection Bracket

Product Description

Bracket for surface-to-surface connection. Dark neutral finish.

Includes

- One Bracket
- Assembly Hardware

Product Number	Description	Width	Depth	Price
ZWCB9	Worksurface. Conn. Bracket	5"	8.5"	\$49

Desk to Panel Bracket

Product Description

Bracket to attach freestanding surface perpendicular to panel when both panel supported and freestanding applications are used.

Includes

- Desk to Panel Bracket

Product Number	Description	Non-Handed	Price
ZDCPB14	3/4 Desk to Panel Bracket		\$67
ZDCPB28	Full Desk to Panel Bracket		\$82

Planning tips:

- Cannot support freestanding Flipper Door Unit
- Use 3/4 Desk to Panel Bracket with regular modesty panel
- Use Full Desk to Panel Bracket when both 3/4 and wall access modesty are creating a full modesty to the floor

Zapf® Freestanding Workstation Supports

Specify in Order:

1. Product Number
2. Finish
3. Quantity

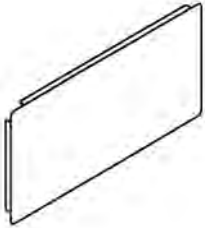
Modesty Panel-3/4 Height

Product Description

A 3/4 height Modesty Panel that join legs in freestanding applications.

Includes

- Modesty Panel
- Assembly Hardware



Product Number	Description	Width	Height	Price
ZDCMP18F	Modesty Panel	18"	18.625"	\$133
ZDCMP24F	Modesty Panel	24"	18.625"	\$133
ZDCMP30F	Modesty Panel	30"	18.625"	\$133
ZDCMP36F	Modesty Panel	36"	18.625"	\$139
ZDCMP42F	Modesty Panel	42"	18.625"	\$139
ZDCMP48F	Modesty Panel	48"	18.625"	\$150
ZDCMP54F	Modesty Panel	54"	18.625"	\$150
ZDCMP60F	Modesty Panel	60"	18.625"	\$156
ZDCMP66F	Modesty Panel	66"	18.625"	\$156
ZDCMP72F	Modesty Panel	72"	18.625"	\$165

Planning tips:

- Modesty Panels must attach to leg on each side
- Modesty Panels must be same size as surface width except corner surfaces which require one size smaller
- For Full Modesty Panel applications also specify Wall Access Lower Modesty Panel (below)

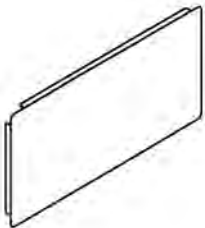
Wall Access/Lower Modesty Panel

Product Description

A dual use modesty panel that can be used independently as a wall access panel or in conjunction with a Modesty Panel to construct a full modesty panel.

Includes

- Modesty Panel • Assembly Hardware



Product Number	Description	Width	Depth	Price
ZDCMP18L	W. A./Lower Mod. Panel	18"	8.625"	\$79
ZDCMP24L	W. A./Lower Mod. Panel	24"	8.625"	\$79
ZDCMP30L	W. A./Lower Mod. Panel	30"	8.625"	\$79
ZDCMP36L	W. A./Lower Mod. Panel	36"	8.625"	\$81
ZDCMP42L	W. A./Lower Mod. Panel	42"	8.625"	\$81
ZDCMP48L	W. A./Lower Mod. Panel	48"	8.625"	\$83
ZDCMP54L	W. A./Lower Mod. Panel	54"	8.625"	\$83
ZDCMP60L	W. A./Lower Mod. Panel	60"	8.625"	\$88
ZDCMP66L	W. A./Lower Mod. Panel	66"	8.625"	\$88
ZDCMP72L	W. A./Lower Mod. Panel	72"	8.625"	\$93

Planning tips:

- Lower Modesty Panel may be attached below an upper Modesty Panel to create a Full Modesty Panel to the floor –OR–
- Wall Access Modesty Panel may be attached directly under the worksurface to create wall access for electrical outlets
- Modesty Panels must attach to legs on each side
- Modesty Panels must be same size as surface width except corner surfaces which require one size smaller
- Cannot be used with hanging pedestals

Specify in Order:

1. Product Number
2. Finish
3. Fabric
4. Quantity

Zapf® Freestanding Overhead Storage

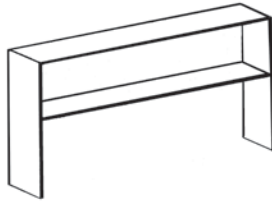
Open Shelf

Product Description

Desk mounted open shelf units add extra convenient storage.

Includes

- Shelf and Desk-mounted supports



Product Number	Description	Width	Depth	Height	Price
ZDCOS36	Open Shelf	36"	14"	36"	\$557
ZDCOS42	Open Shelf	42"	14"	36"	\$575
ZDCOS48	Open Shelf	48"	14"	36"	\$588
ZDCOS60	Open Shelf	60"	14"	36"	\$605
ZDCOS66	Open Shelf	66"	14"	36"	\$623
ZDCOS72	Open Shelf	72"	14"	36"	\$640

Planning tips:

- Cannot be used on Mobile Desk or with Desk to Panel Bracket
- May be used on rectangular, corner, extended corner and peninsula worksurfaces
- Optional tackboard available
- Order Task Lights, see page 167

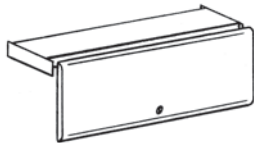
Open Shelf Metal Front Flipper Door Add-On Kit

Product Description

Metal door addition fits open shelf unit. Door recesses into shelf unit.

Includes

- Retractable Door(s) with Lock
- 66" and 72" units include two doors



Finished Metal Fronts Product Number	Width	Depth	Height	Price	Laminate Fronts Product Number	Price
ZDCDO36	36"	14"	16"	\$307	ZDCDO36L	\$563
ZDCDO42	42"	14"	16"	\$329	ZDCDO42L	\$577
ZDCDO48	48"	14"	16"	\$353	ZDCDO48L	\$593
ZDCDO60	60"	14"	16"	\$402	ZDCDO60L	\$616
ZDCDO66	66"	14"	16"	\$512	ZDCDO66L	\$823
ZDCDO72	72"	14"	16"	\$627	ZDCDO72L	\$1,026

Planning tips:

- Specify Laminate if ordered

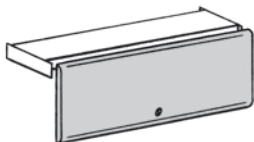
Open Shelf Fabric Front Flipper Door Add-On Kit

Product Description

Fabric upholstered door addition.

Includes

- Retractable Door(s) with Lock
- 66" and 72" units include two doors



Product Number	Width	Depth	Height	Grade 1 Price	Grade 2 Price	Grade 3 Price
ZDCDO36F	36"	14"	16"	\$376	\$471	\$553
ZDCDO42F	42"	14"	16"	\$401	\$503	\$588
ZDCDO48F	48"	14"	16"	\$423	\$522	\$612
ZDCDO60F	60"	14"	16"	\$471	\$574	\$667
ZDCDO66F	66"	14"	16"	\$586	\$700	\$861
ZDCDO72F	72"	14"	16"	\$699	\$880	\$1,028

Planning tips:

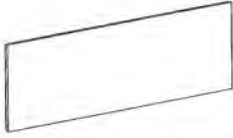
- Specify Fabric

Zapf® Freestanding Overhead Storage

Specify in Order:

1. Product Number
2. Finish
3. Fabric
4. Quantity

Tackboards for Freestanding Open Shelf / Flipper Door Unit



Product Description

Tackboard for Freestanding Open Shelf/Flipper Door Unit.

Includes

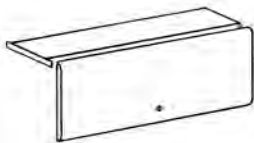
- Tackboard, Back and Hardware

Product Number	Description	Width	Height	Grade 1 Price	Grade 2 Price	Grade 3 Price
ZDCTB36	Tackboards for F.S. O.S./Flpr. Door Unit	36"	15"	\$270	\$285	\$333
ZDCTB42	Tackboards for F.S. O.S./Flpr. Door Unit	42"	15"	\$287	\$307	\$359
ZDCTB48	Tackboards for F.S. O.S./Flpr. Door Unit	48"	15"	\$309	\$323	\$379
ZDCTB60	Tackboards for F.S. O.S./Flpr. Door Unit	60"	15"	\$343	\$363	\$422
ZDCTB66	Tackboards for F.S. O.S./Flpr. Door Unit	66"	15"	\$364	\$384	\$451
ZDCTB72	Tackboards for F.S. O.S./Flpr. Door Unit	72"	15"	\$380	\$398	\$465

Planning tips:

- For use on Freestanding ONLY

Optional Flipper Door Add-On Kit



Product Description

Metal Flipper Door addition fits open shelf unit. Door(s) recesses over top of unit.

Includes

- Door(s) with Lock
- 66" and 72" units include two doors

Product Number	Description	Width	Depth	Height	Price
ZDCDB36	Optional O. S. Metal Frt. Kit	36"	14"	16"	\$213
ZDCDB42	Optional O. S. Metal Frt. Kit	42"	14"	16"	\$220
ZDCDB48	Optional O. S. Metal Frt. Kit	48"	14"	16"	\$236
ZDCDB60	Optional O. S. Metal Frt. Kit	60"	14"	16"	\$258
ZDCDB66	Optional O. S. Metal Frt. Kit 2 doors	66"	14"	16"	\$356
ZDCDB72	Optional O. S. Metal Frt. Kit 2 doors	72"	14"	16"	\$367

Planning tips:

- Adds additional space inside of unit
- Top of unit may not be used for storage because door(s) recesses over top of unit

Specify in Order:

1. Product Number
2. Finish
3. Fabric
4. Quantity

Zapf® Freestanding Privacy Screens

Privacy Base Screens

Product Description

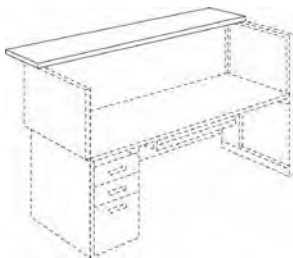
Two-sided screens for use with Zapf Freestanding Workstations. Screens attach for 2, 3, or 4-way configurations. Add tile screens for additional privacy.



Includes

- Tackable Screen 1-5/8" thick
- Fabric on both sides
- Flat Metal Top Cap
- Mounting Plates and Hardware

Product Number	Description	Width	Height	Grade 1 Price	Grade 2 Price	Grade 3 Price
MBSS246	Privacy Base Screen	24"	16.25"	\$335	\$391	\$456
MBSS306	Privacy Base Screen	30"	16.25"	\$375	\$424	\$500
MBSS366	Privacy Base Screen	36"	16.25"	\$406	\$459	\$538
MBSS426	Privacy Base Screen	42"	16.25"	\$440	\$497	\$579
MBSS486	Privacy Base Screen	48"	16.25"	\$457	\$506	\$595
MBSS606	Privacy Base Screen	60"	16.25"	\$489	\$539	\$628
MBSS726	Privacy Base Screen	72"	16.25"	\$545	\$602	\$702
MBSS243	Privacy Base Screen	24"	23.25"	\$367	\$420	494
MBSS303	Privacy Base Screen	30"	23.25"	\$412	\$464	\$543
MBSS363	Privacy Base Screen	36"	23.25"	\$451	\$503	\$588
MBSS423	Privacy Base Screen	42"	23.25"	\$476	\$535	\$623
MBSS483	Privacy Base Screen	48"	23.25"	\$521	\$576	\$670
MBSS603	Privacy Base Screen	60"	23.25"	\$598	\$651	\$763
MBSS723	Privacy Base Screen	72"	23.25"	\$662	\$714	\$836



Planning tips:

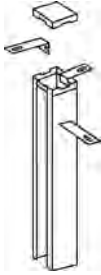
- 1-5/8" dimensional gain
- Height from worksurface: 15" or 22"
- Use corner posts to connect screens of different heights for 2, 3, 4-way configuration
- Includes brackets to stabilize screen to screen linear connection
- Privacy screens cannot be stacked
- When using a Counter Top specify Counter Top Connection Bracket Kit ZWSCB on page 96
- **Counter Top surface requires a privacy screen and return screen on each side for stability**
- Use light MTSL22 listed on page 167 under Counter Top Light

Zapf® Freestanding Counter Tops

Specify in Order:

1. Product Number
2. Finish
3. Laminate / Edge
4. Quantity

Corner Post



Product Description

Connector post for base screens.

Includes

- Hardware to accommodate 2, 3, or 4-Way Connection

Product Number	Description	Height	Price
MSCP162C	Corner Post	16.25" x 2-way 90°	\$110
MSCP163C	Corner Post	16.25" x 3-way	\$110
MSCP164C	Corner Post	16.25" x 4-way	\$110
MSCP232C	Corner Post	23.25" x 2-way 90°	\$116
MSCP233C	Corner Post	23.25" x 3-way	\$116
MSCP234C	Corner Post	23.25" x 4-way	\$116

Planning tips:

- When using screens in a 2, 3, or 4-way configuration, corner posts are required for the base screen
- Specify finish to match screen finish

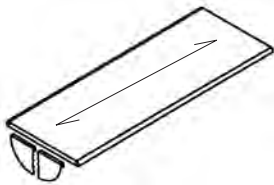
Square Edge or Bull Nose Edge Counter Tops with Brackets

Product Description

Counter tops to mount on top of panels.

Includes

- Surface with Square Edge or Bull Nose Edge on front and back
- Support Brackets • Assembly Hardware



Square Edge Product Number	Width	Depth	Price	Bullnose Edge Product Number	Price
Rectangular Surfaces					
ZWSCS24	24"	15"	\$219	ZWSCT24	\$256
ZWSCS30	30"	15"	\$238	ZWSCT30	\$270
ZWSCS36	36"	15"	\$248	ZWSCT36	\$286
ZWSCS42	42"	15"	\$269	ZWSCT42	\$311
ZWSCS48	48"	15"	\$277	ZWSCT48	\$319
ZWSCS54	54"	15"	\$284	ZWSCT54	\$324
ZWSCS60	60"	15"	\$293	ZWSCT60	\$338
ZWSCS66	66"	15"	\$314	ZWSCT66	\$362
ZWSCS72	72"	15"	\$338	ZWSCT72	\$389

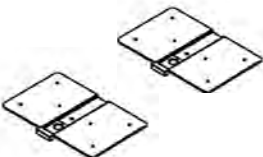
Counter Top Connection Bracket Kit

Product Description

Brackets connect Counter Top on top of a privacy screen. Dark neutral finish.

Includes

- Two Brackets • Assembly Hardware



Product Number	Description	Price
ZWSCB	Counter Top Con. Brackets (Set of 2)	\$85

Specify in Order:

1. Product Number
2. Finish
3. Laminate / Edge
4. Quantity

Zapf® Freestanding Conference Desks

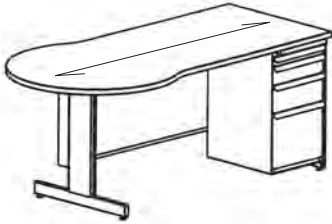
Conference Desk

Product Description

Conference Desk includes a 36" semi-circular conference work surface at the end. The right or left mounting file pedestal has a convenient 12" x 17" pull-out writing tray, pencil drawer, a box drawer and a file drawer. T-leg offers added stability.

Includes

- 30" laminated Worksurface with 36" semi-circular end
- 12" x 17" pull-out Writing Tray, Pencil Drawer, Box Drawer, and File Drawer
- T-Leg and Modesty Panel
- Assembly Hardware



Product Number	Description	Width	Depth	Height	Price
ZTCD6030	Conference Desk	60"	30"	29"	\$2,184
ZTCD7230	Conference Desk	72"	30"	29"	\$2,292

Planning tips:

- Desk configuration is reversible

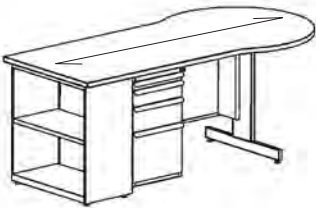
Conference Desk w/Bookcase

Product Description

Conference Desk includes a 36" semi-circular conference work surface at the end. Opposite end features a 14" deep bookcase with adjustable shelf. File pedestal has a convenient 12" x 17" pull-out Writing Tray, Pencil Drawer, a Box Drawer and a file drawer. T-leg offers added stability.

Includes

- 30" Laminated worksurface with 36" semi-circular end
- 2 shelf Bookcase, 14" deep
- 12" x 17" pull-out Writing Tray, Box Drawer, and a File Drawer
- T-Leg and Modesty Panel
- Assembly Hardware



Product Number	Description	Width	Depth	Height	Price
ZTCB7530	Conference Desk w/Bookcase	75"	30"	29"	\$2,377
ZTCB8730	Conference Desk w/Bookcase	87"	30"	29"	\$2,481

Planning tips:

- Desk configuration is reversible

Double Pedestal Desk

Product Description

Double Pedestal Desk includes two pedestals with full modesty panel.

Includes

- Laminate top
- Full Modesty Panel
- 1 pedestal with 2 file drawers, 1 pedestal with 2 Box Drawers and 1 File Drawer
- Lock with 2 keys
- Assembly Hardware



Product Number	Description	Width	Depth	Height	Price
ZTDP7230	Double Ped Desk	72"	30"	29"	\$1,778

Zapf® Freestanding Conference Table Componentry

Build Conference Tables from 6' length to 25' length

Specify in Order:

1. Product Number
2. Finish
3. Laminate / Edge
4. Quantity

Conference Table D-Top



Product Description

D-Top Surface with Square Edge or Bull Nose Edge.

Includes

- D-Top surface
- One cylinder leg

For Matching Edge Availability, see page 8.

Square Edge Product Number	Description	Width	Depth	Price	Bull Nose Product Number	Price
ZWSSCD3648	Conference Table D-Top	36"	48"	\$522	ZWSTCD3648	\$603

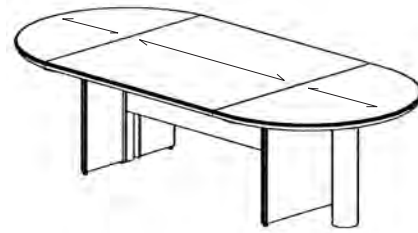
Conference Table Worksurface

Product Description

Rectangular Surface with Square Edge or Bull Nose Edge.

Includes

- Rectangular Surface



Square Edge Product Number	Description	Width	Depth	Price	Bull Nose Product Number	Price
ZWSSCT2448	Con. Table Worksurface	24"	48"	\$270	ZWSTCT2448	\$312
ZWSSCT3048	Con. Table Worksurface	30"	48"	\$296	ZWSTCT3048	\$339
ZWSSCT3648	Con. Table Worksurface	36"	48"	\$325	ZWSTCT3648	\$376
ZWSSCT4248	Con. Table Worksurface	42"	48"	\$368	ZWSTCT4248	\$422
ZWSSCT4848	Con. Table Worksurface	48"	48"	\$377	ZWSTCT4848	\$430

Planning tips:

- Specify rectangular surface between two D-Top Surfaces

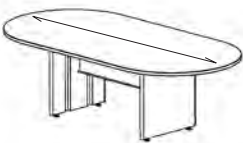
Single Piece Conference Table Worksurface

Product Description

One piece conference table worksurface top available in 6', 7' or 8' lengths.

Includes

- Conference Table



Square Edge Product Number	Description	Width	Depth	Price	Bull Nose Product Number	Price
ZWSSCT7248	1 Pc. Con. Table Worksurface	72"	48"	\$484	ZWSTCT7248	\$544
ZWSSCT8448	1 Pc. Con. Table Worksurface	84"	48"	\$552	ZWSTCT8448	\$615
ZWSSCT9648	1 Pc. Con. Table Worksurface	96"	48"	\$620	ZWSTCT9648	\$683

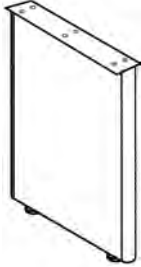
Planning tips:

- Specify 2 Conference Table Legs and 1 Conference Table Modesty Panel. (72" Table requires 36" Modesty Panel; 84" Table requires 48" Modesty Panel; 96" Table requires 60" Modesty Panel)

Specify in Order:

1. Product Number
2. Finish
3. Quantity

Zapf® Freestanding Conference Table Componentry



Conference Table Leg

Product Description

Non-handed leg used in the construction of conference tables.

Includes

- One conference table leg
- Assembly Hardware

For Matching
Edge Availability,
see page 8.

Product Number	Description	Depth	Height	Price
ZCTL	Conference Table Leg	28"	29.5"	\$389

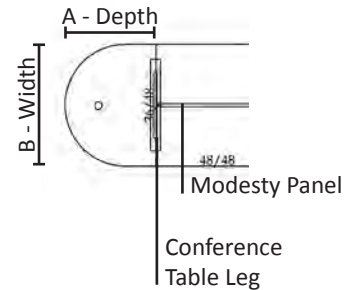
Conference Table Modesty Panels

Product Description

Modesty panel is used in the base of conference tables.

Includes

- Modesty Panel
- Assembly Hardware



Product Number	Description	Width	Height	Price
ZCTMP24	Con. Table Modesty Panel	24"	14"	\$121
ZCTMP30	Con. Table Modesty Panel	30"	14"	\$121
ZCTMP36	Con. Table Modesty Panel	36"	14"	\$129
ZCTMP42	Con. Table Modesty Panel	42"	14"	\$129
ZCTMP48	Con. Table Modesty Panel	48"	14"	\$133
ZCTMP60	Con. Table Modesty Panel	60"	14"	\$145

Planning tips:

- Specify one Conference Table Modesty Panel for each standard Conference Table worksurface

Power/Communication Pop-Up Port

Product Description

Power/communication pop-up port for top of conference table worksurface. Opens, closes with one touch. UL Listed. Matte black finish.

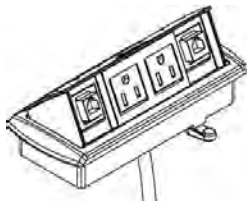
Includes

- 2 Simplexes
- 2 Voice/Data ports
- Voice/Data Adapter Kit to accept voice/data couplers and jacks (couplers and jacks not included)
- 6 Ft. , 15 Amp cord (Standard)
- TEMPLATE INCLUDED FOR FIELD INSTALLATION (\$45 Charge for factory Install)

Product Number	Description	Width	Height	Price
MPCP	Power/Communication Pop-Up Port	7"	1.875"	\$270

Planning tips:

- WORKSURFACE MUST BE CUT IN THE FIELD USING THE TEMPLATE PROVIDED
- Looking for USB charging? See our Power Node (See page 168)



Specify in Order:

1. Product Number
2. Finish
3. Fabric
4. Laminate
5. Quantity

Mobile Pedestals



Product Description

Filing and storage for underneath the Workstations.

Includes

- 15" wide Locking Pedestal Cabinet on 4 casters



Metal Fronts Product Number	Description	Depth	Height	Price	Laminate Fronts Product Number	Description	Price
ZSMPBBF19	Box/Box/File	19"	27"	\$668	ZSMPBBF19L	w/Laminate Frt.	\$1,211
ZSMPBBF23	Box/Box/File	23"	27"	\$690	ZSMPBBF23L	w/Laminate Frt.	\$1,246
ZSMPFF19	File/File	19"	27"	\$668	ZSMPFF19L	w/Laminate Frt.	\$1,211
ZSMPFF23	File/File	23"	27"	\$690	ZSMPFF23L	w/Laminate Frt.	\$1,246

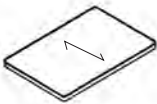
Laminate Pedestal Tops

Product Description

Rectangular Surface with Square Edge or Bull Nose Edge.

Includes

- Rectangular Surface



Product Number	Description	Depth	Height	Price
ZSSPT20	Square Edge Laminate Pedestal Tops	15"	20"	\$121
ZSSPT24	Square Edge Laminate Pedestal Tops	15"	24"	\$151
ZSTPT20	Bull Nose Laminate Pedestal Tops	15"	20"	\$129
ZSTPT24	Bull Nose Laminate Pedestal Tops	15"	24"	\$156

Mobile Pedestal with Seat Cushion Top

Product Description

Mobile filing and storage cabinet with attractive upholstered padded seat cushion and durable fabric handle for ease of mobility.

Includes

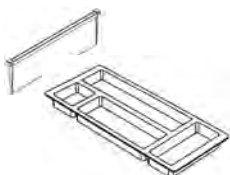
- 23" high, 15" wide locking storage drawer and file drawer
- Cushioned seat top • On 4 casters with convenient handle



Product Number	Description	Depth	Height	Grade 1 Price	Grade 2 Price	Grade 3 Price
ZSMPBF19C	Box/File Mob. Ped w/Seat	19"	23"	\$773	\$804	\$939
ZSMPBF23C	Box/File Mob. Ped w/Seat	23"	23"	\$791	\$823	\$962
With Laminate Drawer Fronts						
ZSMPBF19CL	Box/File Mob. Ped w/Seat	19"	23"	\$1,038	\$1,068	\$1,235
ZSMPBF23CL	Box/File Mob. Ped w/Seat	23"	23"	\$1,056	\$1,088	\$1,252

Planning tips:

- Choose seat cushion fabric to match or complement tackboard or chair fabrics
- Call Customer Service at 800.621.8846 for non-standard laminate drawer front pricing.



Divider/Tray Combo	Pencil Tray and Divider Package	MSPDTD	\$30
---------------------------	---------------------------------	--------	------

Planning tips: Divider/Tray Combo available in dark neutral color

Specify in Order:

1. Product Number
2. Finish
3. Fabric
4. Laminate
5. Quantity

Hanging Pedestal



Product Description

Filing and storage for underneath Workstations.

Includes

- One Pedestal File, Steel Construction • Lock with 2 Keys • Assembly Hardware

Product Number	Description	Depth	Height	Price	Product Number	Description	Price
ZSHPBF	Box/File	19"	21"	\$562	ZSHPBFL	w/Laminate Frt.	\$826

Floor Supported Pedestal



Product Description

Choose box/box/file or file/file storage for under worksurface that attaches to worksurface and extends to the floor.

Includes

- One Pedestal File, Steel Construction • Lock with 2 Keys • Assembly Hardware

Product Number	Description	Depth	Height	Price	Product Number	Description	Price
ZSFPBBF19	Box/Box/File	19"	27"	\$602	ZSFPBBF19L	w/Laminate Frt.	\$1,097
ZSFPBBF23	Box/Box/File	23"	27"	\$618	ZSFPBBF23L	w/Laminate Frt.	\$1,131
ZSFPFF19	File/File	19"	27"	\$602	ZSFPFF19L	w/Laminate Frt.	\$922
ZSFPFF23	File/File	23"	27"	\$618	ZSFPFF23L	w/Laminate Frt.	\$943

Planning tips:

- In free-standing applications use 23" floor supported pedestals with 30" desk tops, use 19" deep pedestals with 24" desk tops • Mount to threaded metal inserts under worksurface • Anchor Pedestal to Panel with Ped-to-Panel Bracket, see page 77 • Lock can be keyed alike with other lockable components • Call Customer Service at 800.621.8846 for non-standard laminate drawer front pricing.

Floor Supported Pedestal with Pull-out Writing Tray

writing tray extended



Product Description

Includes a convenient 12" x 17" pull-out writing tray, pencil drawer, box drawer and file drawer.

Includes

- One Pedestal File, Steel Construction • Pull-out Writing Tray • Lock with 2 Keys • Assembly Hardware

Product Number	Description	Depth	Height	Price	Product Number	Description	Price
ZSFSPBF19	Tray Pedestal	19"	27"	\$675	ZSFSPBF19L	w/Laminate Frt.	\$958
ZSFSPBF23	Tray Pedestal	23"	27"	\$709	ZSFSPBF23L	w/Laminate Frt.	\$975

Planning tips:

- Mount to threaded metal inserts under worksurface
- Anchor Pedestal to Panel with Ped-to-Panel Bracket, see page 77.
- Lock can be keyed alike with other lockable components
- Call Customer Service at 800.621.8846 for non-standard laminate drawer front pricing.

Specify in Order:

1. Product Number
2. Finish
3. Laminate (Optional)
4. Quantity



Zapf Lateral Files* (Optional Laminated Fronts Available)

Product Description

Lateral file for high density filing in two, three, four and five drawer cabinets.

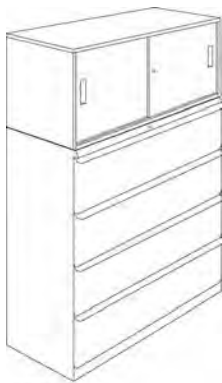
Includes

- One Adjustable Hanger Bar per File Drawer • Lock
- Two Lateral File Converters per Lateral File • Adjustable Slides

Product Number	Width	Depth	Height	Metal Fronts Description	Price	Product Number	Laminate Fronts Description	Price
ZSLF230	30"	19"	28"	Two Drawer File	\$786	ZSLF230L	w/Laminate Frt.	\$1,237
ZSLF236	36"	19"	28"	Two Drawer File	\$867	ZSLF236L	w/Laminate Frt.	\$1,259
ZSLF242	42"	19"	28"	Two Drawer File	\$1,003	ZSLF242L	w/Laminate Frt.	\$1,393
ZSLF330	30"	19"	40"	Three Drawer File	\$1,160	ZSLF330L	w/Laminate Frt.	\$1,590
ZSLF336	36"	19"	40"	Three Drawer File	\$1,240	ZSLF336L	w/Laminate Frt.	\$1,653
ZSLF342	42"	19"	40"	Three Drawer File	\$1,382	ZSLF342L	w/Laminate Frt.	\$1,801
ZSLF430	30"	19"	52"	Four Drawer File	\$1,541	ZSLF430L	w/Laminate Frt.	\$2,001
ZSLF436	36"	19"	52"	Four Drawer File	\$1,621	ZSLF436L	w/Laminate Frt.	\$2,094
ZSLF442	42"	19"	52"	Four Drawer File	\$1,758	ZSLF442L	w/Laminate Frt.	\$2,191
ZSLF530	30"	19"	65.75"	Five Drawer File	\$1,790	ZSLF530L	w/Laminate Frt.	\$2,343
ZSLF536	36"	19"	65.75"	Five Drawer File	\$1,983	ZSLF536L	w/Laminate Frt.	\$2,551
ZSLF542	42"	19"	65.75"	Five Drawer File	\$2,129	ZSLF542L	w/Laminate Frt.	\$2,723

Planning tips:

- Counterweight must be specified for stability if file is not ganged back-to-back or anchored to the wall or floor
- Two-drawer 28" height file can fit under a 29" high worksurface
- Drawers hold suspended files in letter, A4 and legal sizes
- Can be converted to front-to-back filing with the Lateral File Converters, page 103
- Interlocking system allows only one drawer to be opened at a time



Zapf 4 High Lateral File w/Overfile

Product Description

4 High Lateral file for high density filing in three widths and two overfile cabinet sizes.

Includes

- 4 Drawer Lateral Filing Section • 1 Overfile Cabinet in 14" or 28" height • One Adjustable Hanger Bar per File Drawer • Lock on Lateral Drawers and Sliding Overfile Doors • Adjustable Slides • Two Lateral File Converters per Lateral File • Assembly Hardware

Product Number	Description	Width	Depth	Height	Price
ZSLF430/MSOF3014	4 High Lateral File w/ 14"Overfile	30"	19"	66"	\$2,030
ZSLF436/MSOF3614	4 High Lateral File w/ 14"Overfile	36"	19"	66"	\$2,118
ZSLF442/MSOF4214	4 High Lateral File w/ 14"Overfile	42"	19"	66"	\$2,290
ZSLF430/MSOF3028	4 High Lateral File w/ 28"Overfile	30"	19"	80"	\$2,156
ZSLF436/MSOF3628	4 High Lateral File w/ 28"Overfile	36"	19"	80"	\$2,244
ZSLF442/MSOF4228	4 High Lateral File w/ 28"Overfile	42"	19"	80"	\$2,419

Planning tips:

- Counterweight must be specified for stability if file is not ganged back-to-back or anchored to the wall or floor
- Drawers hold suspended files in letter, A4 and legal sizes
- Can be converted to front-to-back filing with the Lateral File Converters
- Interlocking system allows only one drawer to be opened at a time

Specify in Order:

1. Product Number
2. Finish
3. Laminate (Optional)
4. Quantity



Lateral Pedestal

Product Description

Multi-purpose Filing Cabinet featuring one full depth Lateral File, one full depth Standard File, and two Standard Storage Box Drawers.

Includes

- 28" high, 20" deep lockable cabinet with two file drawers.

For Matching Edge Availability, see page 8.

Product Number	Description	Width	Depth	Price	Product Number	Description	Price
ZSLP19	Finished Metal Fronts	30"	20"	\$1,305	ZSLP19L	Laminate Fronts	\$1,673

Planning tips: Counterweights are required when not used under worksurfaces • Drawer configurations may be switched in the field • Call 800-621-8846 for non-standard laminated drawer front pricing

Lateral File Tops



Product Description

Laminated Top with edge option on user side.

Includes

- 20" Deep Laminate Top

Square Edge Product Number	Description	Width	Depth	Price	Bull Nose Product Number	Price
ZSSLF30	Lateral File Top	30"	20"	\$184	ZSTLF30	\$210
ZSSLF36	Lateral File Top	36"	20"	\$194	ZSTLF36	\$219
ZSSLF42	Lateral File Top	42"	20"	\$220	ZSTLF42	\$247
ZSSLF60	Lateral File Top	60"	20"	\$235	ZSTLF60	\$260
ZSSLF72	Lateral File Top	72"	20"	\$252	ZSTLF72	\$284

Planning tips: Add Lateral File Tops to compliment furniture

Counter Balance Weight



Product Description

Balance Lateral Files if not ganged back to back or anchored against the wall.

Includes

- One Counterweight

Product Number	Description	Width	Price
MSCW30	Counter Balance Weight	30"	\$150
MSCW36	Counter Balance Weight	36"	\$170
MSCW42	Counter Balance Weight	42"	\$192

Lateral File Converters



Product Description

Convert Lateral file drawer for front-to-back filing.

Includes

- Two Lateral File Converters

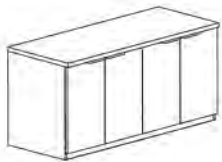
Product Number	Description	Width	Price
MSFC15	Lateral File Converters	15"	\$60

Planning tips: Use one set per drawer for front to back filing

Zapf® Storage / Accessories

Specify in Order:

1. Product Number
2. Finish
3. Laminate (Optional)
4. Quantity



Zapf® Credenza

Product Description

4-door Credenza for use with Zapf Freestanding Workstations. Includes laminate top and four locking metal doors. Features two adjustable shelves.

Includes

- Fully assembled credenza
- Two adjustable shelves

Product Number	Description	Width	Depth	Height	Price
ZSSC6024	Credenza	60"	24"	29"	\$1,774
ZSSC7224	Credenza	72"	24"	29"	\$1,979

Planning tips: Use alone or with Zapf Workstations

Pencil Drawer

Product Description

Recessed profile Pencil Drawer with built-in Tray. Select from two widths. Available in dark neutral finish only.

Includes

- Drawer with built-in pencil tray
- Mounting Hardware

Product Number	Description	Width	Depth	Height	Price
MSPD19	Pencil Drawer	19"	19"	2.75"	\$166
MSPD25	Pencil Drawer	25"	19"	2.75"	\$174



Keyboard Platforms

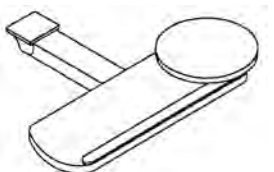
Product Description

Adjustable support for keyboards.

Includes

- Adjustable mechanism with platform and mouse tray with pad
- Mounting Hardware

Product Number	Description	Price
ZSAKTM	Articulating Keyboard Tray with Mouse Pad Tray	\$518



Zapf® Coat Hook

Product Description

Strong, durable repositionable hook hangs on Zapf® panel.

Includes

- One Coat Hook

Product Number	Description	Price
ZPCH	Coat Hook	\$33



Marker Board

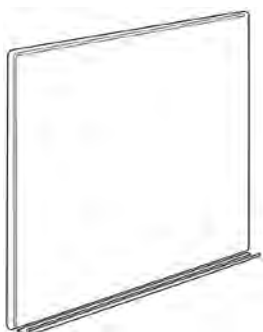
Product Description

White erasable surface with dark neutral trim.

Includes

- Marker Board
- Mounting Hardware and Marker Tray

Product Number	Description	Height	Width	Price
ZOMB3030	Zapf Marker Board	30"	30"	\$451
ZOMB4848	Zapf Marker Board	48"	48"	\$757



Planning tips: For wall mounting order the Wall Hanger Strip listed on page 65

Modular WorkStations

Private Offices and Shared Workstations



Pricing and Ordering Specifications



THE MARVEL GROUP, INC
REGISTERED TO ISO 9001-2008
FILE NUMBER 10002902

Modular Workstations Contents

<i>General Product Information - Modular Workstations</i>	<i>107</i>
<i>Finishes / Laminates / Edge</i>	<i>108</i>
<i>Shipping Schedules/MW COM Fabric Requirements</i>	<i>109</i>
<i>Power Box and Grommet Specifications</i>	<i>110</i>
<i>Product Specifications</i>	<i>111</i>
<i>Typical Workstations</i>	<i>112-114</i>
<i>Adjustable Workstations</i>	<i>115</i>
<i>Workstation Tables</i>	<i>116-119</i>
<i>Workstation Connectors</i>	<i>120</i>
<i>Conference Surfaces</i>	<i>121-122</i>
<i>Conference Tables</i>	<i>123</i>
<i>Base Components</i>	<i>124</i>
<i>Counter Top</i>	<i>124</i>
<i>Privacy Screens</i>	<i>125</i>
<i>Overhead Storage</i>	<i>126-127</i>
<i>Printer / Machine Stand</i>	<i>127</i>

General Product information - Modular Workstations

Versatile, easy to assemble, and built to last a lifetime – you won't find a better value anywhere!

Selling Features for Our Dealers

- 5 Day Quick Ship (except storage)
- Lifetime Warranty
- Threaded metal inserts for quick, sturdy assembly and easy reconfiguration
- Heavy-duty pedestals
- Durable powder coated textured paint finish
- Heavy-gauge steel construction

What's more, when you deal with Marvel® we'll bend over backwards to make your life easy:

- Free layout and design assistance
- Award-winning customer service team

Layout Flexibility

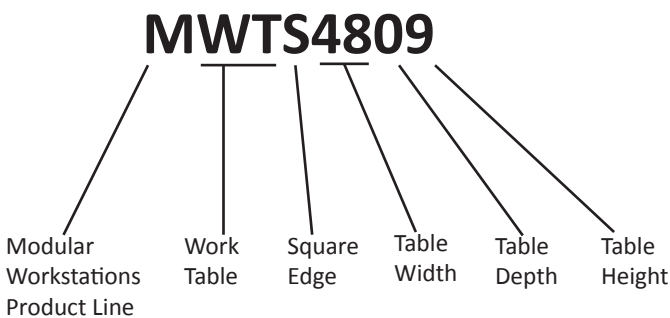
- Design individual or shared office space
- Improve team and group interaction
- Set the needed privacy level
- Add components as your business changes and grows
- Maximize space utilization

Supporting Technology

- Specify worksurface grommets or power boxes
- Choose from a variety of ergonomic accessories
- Add a laser printer stand and storage unit

Product Number Explanation

Each character in the product number represents the item name, type, size, or features



Expedite your next order with FLEF!



Specify these items on every order.

Finishes/Laminates/Edge Colors

Finishes

All painted products are scratch resistant powder-coated textured finish

Finish	Code
--------	------

MarvelZapf®, Modular Workstations

Dark Neutral	DT	Silver Sand	IT
Featherstone	FT	Slate Gray	AT
Light Beige	LT	Black	BK
Medium Clay	MT	Silver	TT
Pumice	UT	White	WT
Putty	YT		

Matching Edge Banding Available on Collector's Cherry & Kensington Maple
Call for a quote.

High Pressure Laminates

MarvelZapf®, Modular Workstations

Bold Laminate indicates available on 5 DAY lead time product. • * Indicates 4 week lead time • Edge Recommendations ✓

• Matching Edge Band is a 4 week lead time

<u>Laminates</u>		<u>Edge Banding Colors</u>								
		Dark Neutral DN	Medium Clay MC	Putty PY	Silver Sand SS	Neutral Gray NG	Featherstone FS	Slate Gray SG	Black BK	White WT
*Almond Leather	AL	✓	✓	✓	✓	✓	✓	✓	✓	✓
*Beige	BG	✓	✓	✓	✓	✓	✓	✓	✓	✓
*Black	BK	✓	✓	✓	✓	✓	✓	✓	✓	✓
*Canyon Zephyr	CZ	✓	✓	✓	✓	✓	✓	✓	✓	✓
Coffee Bean	CB	✓	✓	✓	✓	✓	✓	✓	✓	✓
Collectors Cherry	CC	✓	✓	✓	✓	✓	✓	✓	✓	✓
Columbian Walnut	CW	✓	✓	✓	✓	✓	✓	✓	✓	✓
Designer White	DW	✓	✓	✓	✓	✓	✓	✓	✓	✓
Featherstone	FE	✓	✓	✓	✓	✓	✓	✓	✓	✓
Figured Mahogany	FM	✓	✓	✓	✓	✓	✓	✓	✓	✓
*Grey Tigris	GT	✓	✓	✓	✓	✓	✓	✓	✓	✓
*Harvest Maple	VM	✓	✓	✓	✓	✓	✓	✓	✓	✓
*Huntington Maple	HM	✓	✓	✓	✓	✓	✓	✓	✓	✓
Limber Maple	LM	✓	✓	✓	✓	✓	✓	✓	✓	✓
Kensington Maple	KM	✓	✓	✓	✓	✓	✓	✓	✓	✓
Platinum	PL	✓	✓	✓	✓	✓	✓	✓	✓	✓
*Putty	PT	✓	✓	✓	✓	✓	✓	✓	✓	✓
*River Cherry	RC	✓	✓	✓	✓	✓	✓	✓	✓	✓
*Shadow Zephyr	SZ	✓	✓	✓	✓	✓	✓	✓	✓	✓
*Sheer Mesh	SM	✓	✓	✓	✓	✓	✓	✓	✓	✓
Solar Oak	SO	✓	✓	✓	✓	✓	✓	✓	✓	✓
White Nebula	WN	✓	✓	✓	✓	✓	✓	✓	✓	✓
*Wild Cherry	WC	✓	✓	✓	✓	✓	✓	✓	✓	✓
Windsor Mahogany	WY	✓	✓	✓	✓	✓	✓	✓	✓	✓

Bold Type indicates product is available on 5-Day lead time. *Indicates 4 week lead time.

Shipping Schedules and Yardage

Most laminates and finishes in Bold Type page 108 ship in 5 days (except storage).

All other products in the Modular Workstation selection ship within 4 weeks from receipt of order.

MW COM Fabrics

COM Yardage Requirements

Privacy Screen Width

	Yardage
24"	3/4
30"	1
36"	1-1/4
42"	1-2/3
45"	1-3/4
48"	1-3/4
60"	2
72"	2-1/2

Tackboard Width

	Yardage
35"	1-1/4
41"	1-2/3
45"	1-3/4
47"	1-3/4
59"	2
71"	2-1/4

Please contact Marvel® Customer Service to obtain fabric swatches. Customer's Own Material (COM) must be tested and approved by Marvel®.

Power Box and Grommet Specification

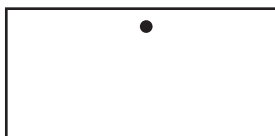
Grommet Location Options

5-Day Ship

Grommets can be ordered for round or square Edge worksurfaces and returns. The 2" diameter grommets are inset 4-3/8" from the surface edge to the center of the grommet. For factory installation of grommets, add configuration code A through F to the end of the product number. List price is \$14 per grommet. A 2" diameter grommet is standard for all round Edge peninsula worksurfaces. To order a grommet for the square Edge Peninsula worksurface add configuration code B to the product number.



A



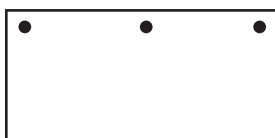
B




C



D



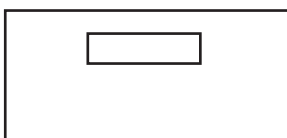
E



B

5-Day Ship

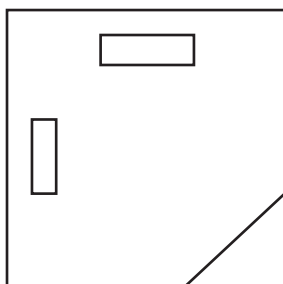
The 12"W x 4"D x 6"H Power Box is centered on the surface, inset 5-1/2" from the back edge. Template is included. For factory installation of Power Box, add the appropriate configuration code to the end of the product number. Use PC for rectangular worksurfaces, and PL or PR for extended corner worksurfaces. List price is \$165 for the Power Box plus \$45 for factory installation.



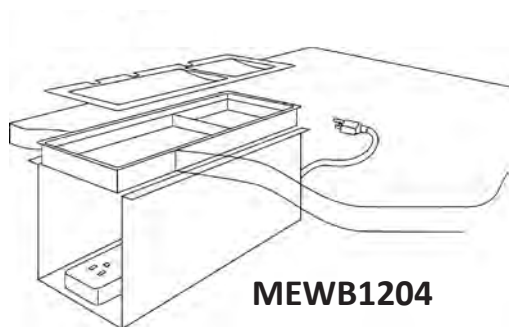
PC

PR

PL

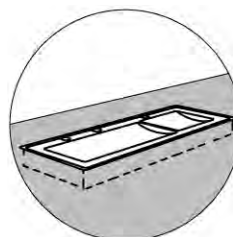


Corner Worksurface



MEWB1204

Power Box and Grommet are level with the worksurface. Cover may be used as a pencil tray.



Modular Workstations Product Specifications

Key Features and Benefits

All Products

- Lifetime Warranty - quality assurance for the user
- Quick Ship furniture - no waiting, no down time
- Easy to assemble - just a Phillips screwdriver does it all

Worksurfaces

- Burn and stain resistant, non-glare, high pressure laminate surface is 1-3/16" thick
- Prelocated threaded metal inserts in the underside of the worksurface for positive metal to metal connection and easy assembly
- Backing sheet bonded to the underside provides dimensional stability
- Square Edge or T-molded Edge

Workstation Base

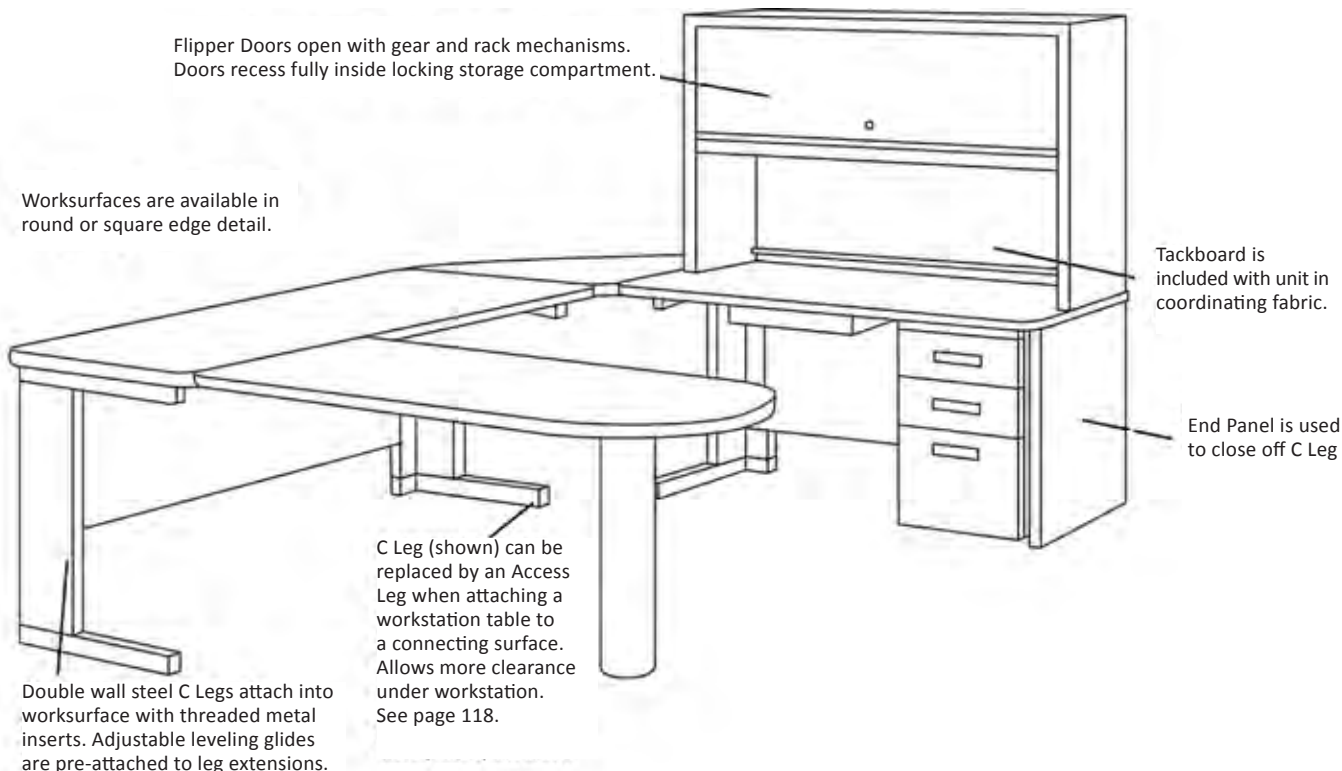
- Double wall steel C legs with 90° angle for added support and strength
- Glides have 1" adjustment range
- Modesty panel extends to 9" from the floor
- Durable, scratch resistant powder coated textured finish is environmentally safe and recyclable
- Sturdy tables are rated to 300 lb. capacity

Flipper Door

- Doors fully recede into cabinet
- Unit includes coordinating fabric covered tackboard
- Roomy storage compartment with locking door
- Durable, scratch resistant powder coated textured finish on steel

Grain Direction Indicators

Worksurfaces and wood grain laminates are manufactured in a consistent grain direction. This direction will be indicated on the product icon to the left of the item listing. The direction will be shown as a unique double ended arrow. Does not apply to non-wood grain laminates.



Typical Applications

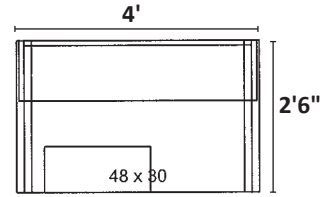
All Typicals feature radius edge worksurfaces, priced in grade 1 fabric

Specify in Order:

1. Product Number
2. Finish
3. Laminate / Edge
4. Fabric (if applicable)
5. Quantity

Typical 1

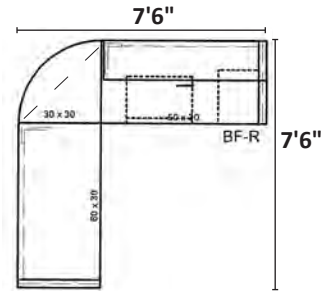

System 21 Information Control Center



Price
\$1,886

Typical 2

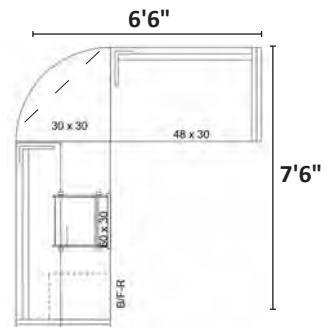
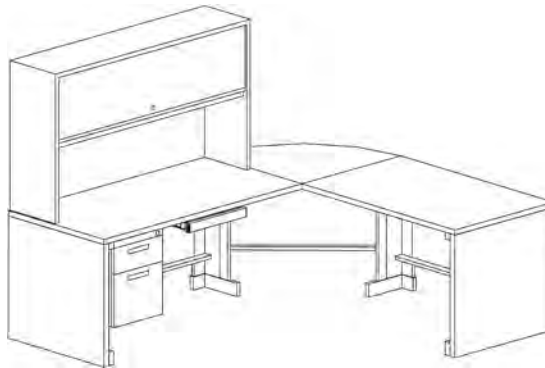
System 51 Managerial Workstation



Price
5,782

Typical 3

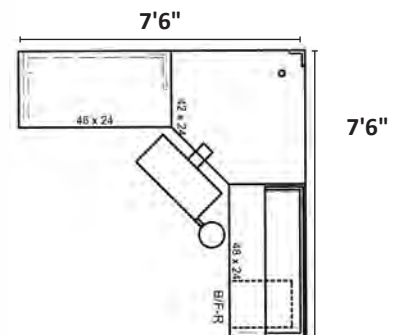
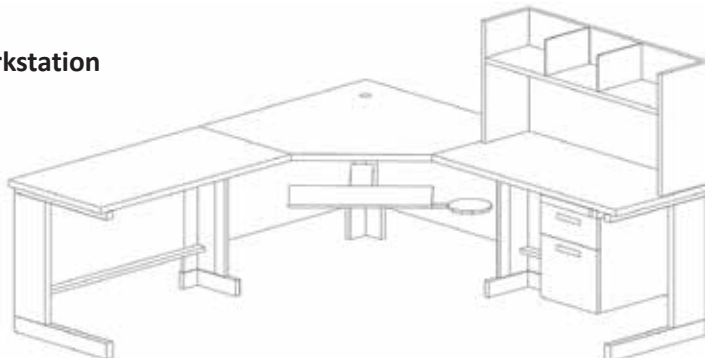
System 52 Administrative Workstation



Price
\$5,472

Typical 4

System 63 Technical Workstation



Price
\$4,971

Specify in Order:

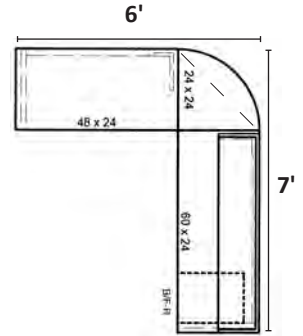
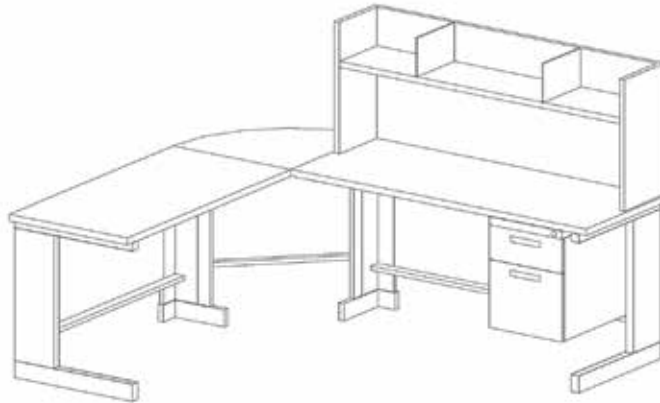
1. Product Number
2. Finish
3. Laminate / Edge
4. Fabric (if applicable)
5. Quantity

Typical Applications

All Typicals feature radius edge worksurfaces, priced in grade 1 fabric

Typical 5

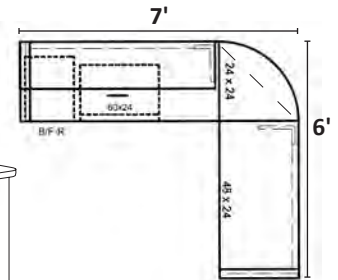
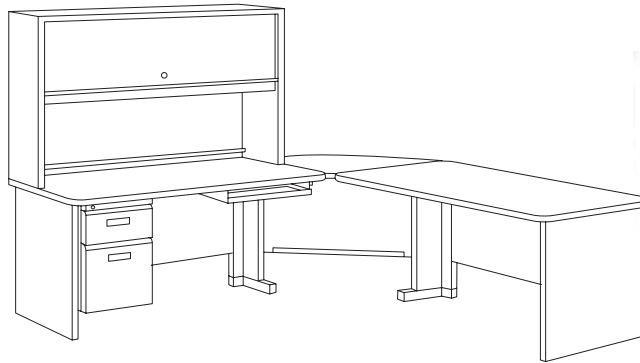
System 71 Micro Workstation



Price
\$4,029

Typical 6

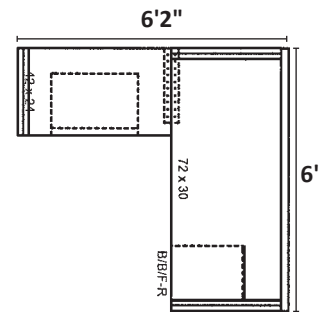
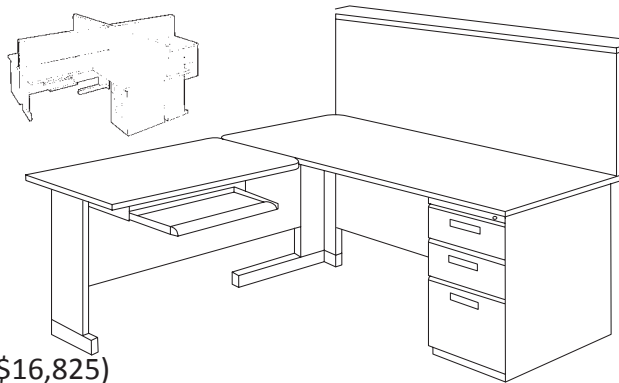
System 72 Data Control



Price
\$5,553

Typical 7

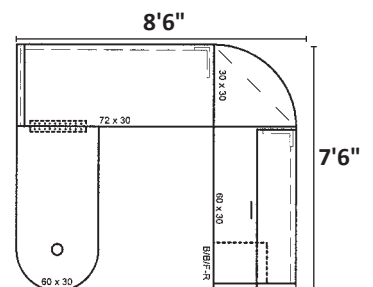
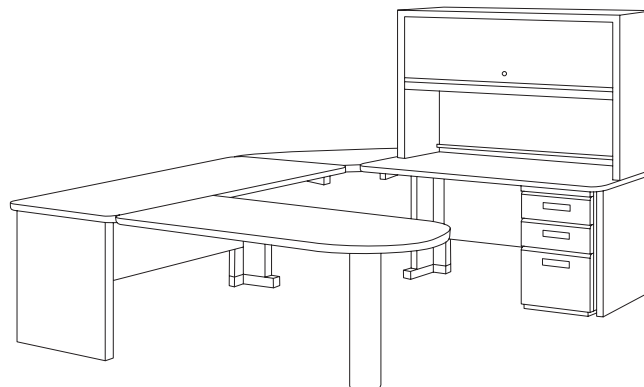
System 82 Cluster Workstation



Price
\$4,123 (4 Workstation Cluster \$16,825)

Typical 8

System 91 Executive



Price
\$6,675

Typical Applications

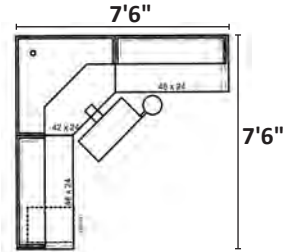
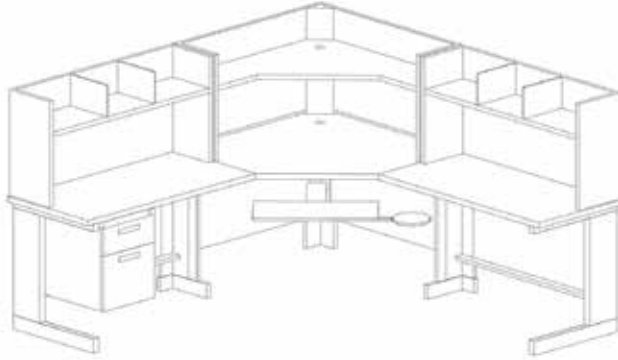
Specify in Order:

All Typicals feature radius edge worksurfaces, priced in grade 1 fabric

1. Product Number
2. Finish
3. Laminate / Edge
4. Fabric
5. Quantity

Typical 9

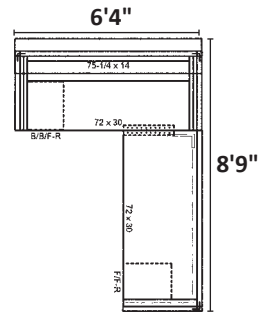
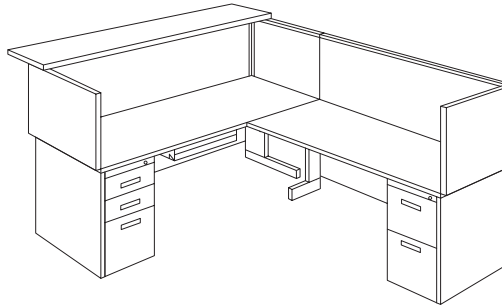
System 95 Supervisory Workstation



Price
\$7,078

Typical 10

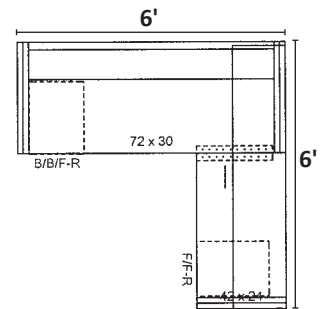
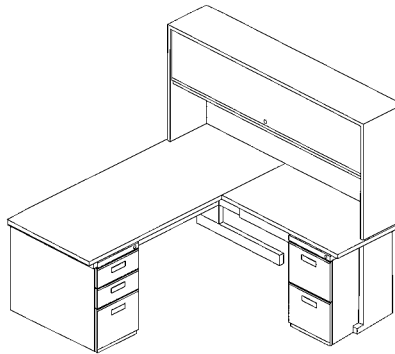
System 96 Reception Workstation



Price
\$7,959

Typical 11

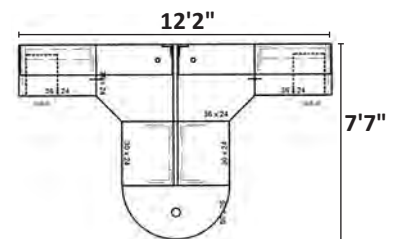
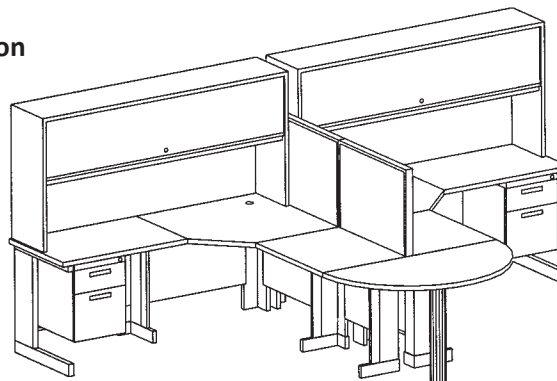
System 97 Cluster Workstation



Price
\$5,650

Typical 12

System 99 Peninsula Workstation

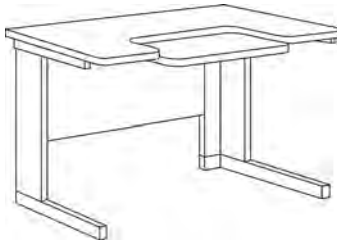


Price
\$11,893

Specify in Order:

1. Product Number
2. Finish
3. Laminate / Edge
4. Quantity

Adjustable Workstations




Centered or Offset Keyboard

Product Description

Keyboard adjustable workstations for dedicated keyboard usage. Keyboards are located at center, left, or right side of workstation.

Includes

- Laminate Worksurface with Round or Square Edge
- Two C legs with 1" Adjustable Glides
- Adjustable Keyboard Tray measuring 24"W x 10"D
- Assembly Hardware



Round-Edge
Worksurface T-Molding



Square-Edge
Worksurface T-Molding



Product Number	Description	Width	Depth	Height	Price
Round-Edge					
MAKR3009	Centered Keyboard	30"	30"	29"	\$995
MAKR3609	Centered Keyboard	36"	30"	29"	\$1,036
MALR4809	Offset Keyboard-Left	48"	30"	29"	\$1,143
MARR4809	Offset Keyboard-Right	48"	30"	29"	\$1,143
MALR6009	Offset Keyboard-Left	60"	30"	29"	\$1,312
MARR6009	Offset Keyboard-Right	60"	30"	29"	\$1,312
Square-Edge					
MAKS3009	Centered Keyboard	30"	30"	29"	\$995
MAKS3609	Centered Keyboard	36"	30"	29"	\$1,036
MALS4809	Offset Keyboard-Left	48"	30"	29"	\$1,143
MARS4809	Offset Keyboard-Right	48"	30"	29"	\$1,143
MALS6009	Offset Keyboard-Left	60"	30"	29"	\$1,312
MARS6009	Offset Keyboard-Right	60"	30"	29"	\$1,312

Planning Tips:

- Offset keyboard on 48" wide workstation is located 3" from one side, with a 21" clearance - accepts accessories up to 15" in width
- Offset keyboard on 60" wide workstation is located 6" from one side, with a 30" clearance - accepts all accessories
- Centered keyboards do not have clearance for accessories
- Keyboard Adjustment range 26" to 29" high
- 12° Tilt

Workstation Tables

Specify in Order:

1. Product Number
2. Finish
3. Laminate / Edge
4. Grommet Location
5. Quantity

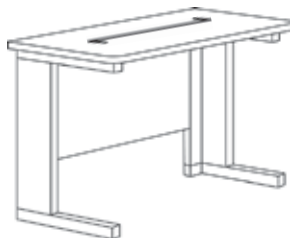
24" Deep Table

Product Description


24" Deep workstation table in choice of 27" or 29" heights.

Includes

- Laminate Worksurface with Round or Square Edge
- Two C Legs with 1" Adjustable Glides
- Modesty Panel
- Assembly Hardware



Round-Edge
Worksurface T-Molding



Square-Edge
Worksurface T-Molding

ProductNumber	Description	Width	Depth	Height	Price
Round-Edge		Indicate L (Left) R (Right) or T (Two) Access Legs (See Example Below)			
MWTR3047_	Workstation Table	30"	24"	27"	\$702
MWTR3647_	Workstation Table	36"	24"	27"	\$761
MWTR4247_	Workstation Table	42"	24"	27"	\$835
MWTR4847_	Workstation Table	48"	24"	27"	\$912
MWTR6047_	Workstation Table	60"	24"	27"	\$1,064
MWTR6647_	Workstation Table	66"	24"	27"	\$1,144
MWTR7247_	Workstation Table	72"	24"	27"	\$1,197
MWTR3049_	Workstation Table	30"	24"	29"	\$702
MWTR3649_	Workstation Table	36"	24"	29"	\$761
MWTR4249_	Workstation Table	42"	24"	29"	\$835
MWTR4849_	Workstation Table	48"	24"	29"	\$912
MWTR6049_	Workstation Table	60"	24"	29"	\$1,064
MWTR6649_	Workstation Table	66"	24"	29"	\$1,144
MWTR7249_	Workstation Table	72"	24"	29"	\$1,197
Square-Edge		Indicate L (Left) R (Right) or T (Two) Access Legs (See Example Below)			
MWTS3047_	Workstation Table	30"	24"	27"	\$702
MWTS3647_	Workstation Table	36"	24"	27"	\$761
MWTS4247_	Workstation Table	42"	24"	27"	\$835
MWTS4847_	Workstation Table	48"	24"	27"	\$912
MWTS6047_	Workstation Table	60"	24"	27"	\$1,064
MWTS6647_	Workstation Table	66"	24"	27"	\$1,144
MWTS7247_	Workstation Table	72"	24"	27"	\$1,197
MWTS3049_	Workstation Table	30"	24"	29"	\$702
MWTS3649_	Workstation Table	36"	24"	29"	\$761
MWTS4249_	Workstation Table	42"	24"	29"	\$835
MWTS4849_	Workstation Table	48"	24"	29"	\$912
MWTS6049_	Workstation Table	60"	24"	29"	\$1,064
MWTS6649_	Workstation Table	66"	24"	29"	\$1,144
MWTS7249_	Workstation Table	72"	24"	29"	\$1,197

ORDERING EXAMPLE

Standard Product:
MWTS3047
Left Hand Access Leg:
MWTS3047L

Planning tips: Access legs can be specified in place of C Legs (at no extra charge) for 5 day and 4 week ship selections

- Optional grommets or power box can be specified, see page 110
- Minimum table width to attach hanging pedestals is 36"
- Table legs are inset 2" from side of worksurface
- Floor supported pedestals do not fit under 27" high workstations – use hanging pedestals
- Use only 20" deep pedestals under 24" deep workstation tables

Specify in Order:

1. Product Number
2. Finish
3. Laminate / Edge
4. Grommet Location
5. Quantity

Workstation Tables


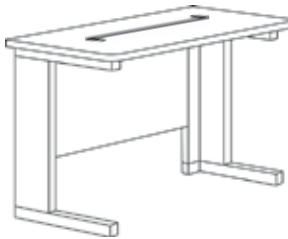
30" Deep Table

Product Description

30" Deep workstation table in choice of 27" or 29" heights.

Includes

- Laminate Worksurface with Round or Square Edge
- Two C Legs with 1" Adjustable Glides
- Modesty Panel
- Assembly Hardware



Round-Edge
Worksurface T-Molding



Square-Edge
Worksurface T-Molding

Product Number	Description	Width	Depth	Height	Price
Round-Edge		Indicate L (Left) R (Right) or T (Two) Access Legs (See Example Below)			
MWTR3007_	Workstation Table	30"	30"	27"	\$803
MWTR3607_	Workstation Table	36"	30"	27"	\$835
MWTR4207_	Workstation Table	42"	30"	27"	\$891
MWTR4807_	Workstation Table	48"	30"	27"	\$957
MWTR6007_	Workstation Table	60"	30"	27"	\$1,102
MWTR6607_	Workstation Table	66"	30"	27"	\$1,177
MWTR7207_	Workstation Table	72"	30"	27"	\$1,243
MWTR3009_	Workstation Table	30"	30"	29"	\$803
MWTR3609_	Workstation Table	36"	30"	29"	\$835
MWTR4209_	Workstation Table	42"	30"	29"	\$891
MWTR4809_	Workstation Table	48"	30"	29"	\$957
MWTR6009_	Workstation Table	60"	30"	29"	\$1,102
MWTR6609_	Workstation Table	66"	30"	29"	\$1,177
MWTR7209_	Workstation Table	72"	30"	29"	\$1,243

Square-Edge		Indicate L (Left) R (Right) or T (Two) Access Legs (See Example Below)			
MWTS3007_	Workstation Table	30"	30"	27"	\$803
MWTS3607_	Workstation Table	36"	30"	27"	\$835
MWTS4207_	Workstation Table	42"	30"	27"	\$891
MWTS4807_	Workstation Table	48"	30"	27"	\$957
MWTS6007_	Workstation Table	60"	30"	27"	\$1,102
MWTS6607_	Workstation Table	66"	30"	27"	\$1,177
MWTS7207_	Workstation Table	72"	30"	27"	\$1,243
MWTS3009_	Workstation Table	30"	30"	29"	\$803
MWTS3609_	Workstation Table	36"	30"	29"	\$835
MWTS4209_	Workstation Table	42"	30"	29"	\$891
MWTS4809_	Workstation Table	48"	30"	29"	\$957
MWTS6009_	Workstation Table	60"	30"	29"	\$1,102
MWTS6609_	Workstation Table	66"	30"	29"	\$1,177
MWTS7209_	Workstation Table	72"	30"	29"	\$1,243

ORDERING EXAMPLE

Standard Product:
MWTS3047
Left Hand Access Leg:
MWTS3047L

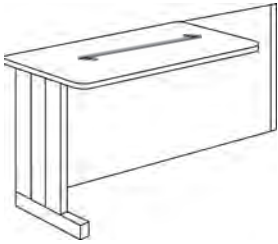
Planning tips: Access legs can be specified in place of C Legs (at no extra charge) for 5 day and 4 week ship selections

- Optional grommets or power box can be specified, see page 110
- Minimum table width to attach hanging pedestals is 36"
- Table legs are inset 2" from side of worksurface
- Floor supported pedestals do not fit under 27" high workstations – use hanging pedestals
- Use only 20" deep pedestals under 24" deep workstation tables

Workstation Tables

Specify in Order:

1. Product Number
2. Finish
3. Laminate / Edge
4. Grommet Location
5. Quantity




Workstation Table Returns

Product Description

Workstation return attaches to 60", 66" or 72" wide x **30" DEEP WORKSTATIONS.**

Includes

- Laminate Worksurface with Round or Square Edge
- Full length Modesty Panel
- Support Leg
- Mounting Brackets and Assembly Hardware



Round-Edge
Worksurface T-Molding

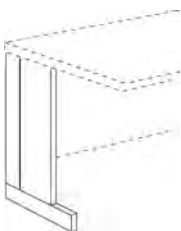


Square-Edge
Worksurface T-Molding

Product Number	Description	Width	Depth	Height	Price
Round-Edge					
Indicate L (Left) R (Right) or T (Two) Access Legs (See Example Below)					
MWRR4247	Workstation Table Return	42"	24"	27"	\$653
MWRR4249	Workstation Table Return	42"	24"	29"	\$653
Square-Edge					
MWRS4247	Workstation Table Return	42"	24"	27"	\$653
MWRS4249	Workstation Table Return	42"	24"	29"	\$653

Planning tips: **ONLY** attaches to 30" deep (Not 24") workstations of 60", 66" or 72" width

- 27" high return attaches offset to 29" high tables
- 29" high return attaches flush to 29" high tables
- Attaches on left or right side of workstation
- Optional Grommets or Power Box can be specified, see page 110
- Use hanging pedestal only at 27" height
- Use hanging or floor supported pedestal at 29" height
- Accepts keyboard drawer or 20" pedestal only



Optional Access Leg

Product Description

Replaces C leg when attaching a workstation table to a connecting surface to allow more clearance under workstation.

Includes

- Double wall Steel Leg with 11" deep Foot
- 1" Adjustable Glide

Product Number	Description	Depth	Height	Price
MAXL247	Left Access Leg	24"	27"	\$203
MAXR247	Right Access Leg	24"	27"	\$203
MAXL249	Left Access Leg	24"	29"	\$203
MAXR249	Right Access Leg	24"	29"	\$203
MAXL307	Left Access Leg	30"	27"	\$203
MAXR307	Right Access Leg	30"	27"	\$203
MAXL309	Left Access Leg	30"	29"	\$203
MAXR309	Right Access Leg	30"	29"	\$203

Planning tips: Cannot be used on a freestanding workstation - for intermediate use between adjacent worksurfaces

- Can be specified to replace C Leg when ordering Workstation Tables, see pages 116 and 117
- Do not use in straight configurations longer than two units

Specify in Order:

1. Product Number
2. Finish
3. Laminate / Edge
4. Grommet Location
5. Quantity

Workstation Tables

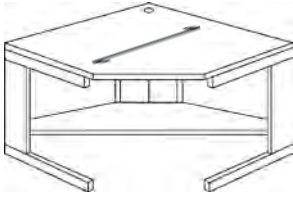
Corner Workstation Table

Product Description

Corner workstation table can be used freestanding, clustered or with adjoining tables.

Includes

- Laminate Worksurface with Round or Square Edge
- Two C legs with 1" Adjustable Glides
- Accessory Shelf
- Modesty Panel
- Worksurface Grommet inset 7-1/4" from rear edge
- Assembly Hardware



Round-Edge
Worksurface T-Molding



Square-Edge
Worksurface T-Molding

Product Number	Description	Width	Depth	Height	Price
Round-Edge		Indicate L (Left) R (Right) or T (Two) Access Legs (See Example Below)			
MCWR3649_	Corner Workstation Table	36"	24"	29"	\$1,270
MCWR4249_	Corner Workstation Table	42"	24"	29"	\$1,348
MCWR4509_	Corner Workstation Table	45"	30"	29"	\$1,426

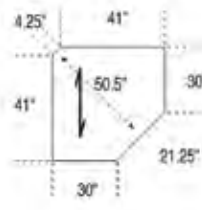
36" Width Table



42" Width Table

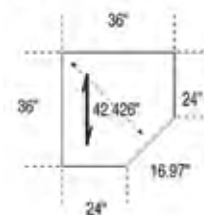


45" Width Table



Product Number	Description	Width	Depth	Height	Price
Square-Edge		Indicate L (Left) R (Right) or T (Two) Access Legs (See Example Below)			
MCWS3649_	Corner Workstation Table	36"	24"	29"	\$1,270
MCWS4249_	Corner Workstation Table	42"	24"	29"	\$1,348
MCWS4509_	Corner Workstation Table	45"	30"	29"	\$1,426

36" Width Table



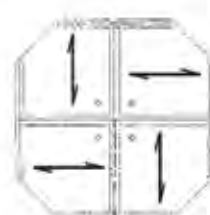
42" Width Table



45" Width Table



Corner Cluster



ORDERING EXAMPLE

Standard Product:
MWTS3047
Left Hand Access Leg:
MWTS3047L

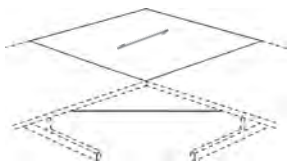
Planning tips:

- Use with 29" high workstations
- Can be used individually or in clusters
- If corner workstation is used with adjoining workstation tables, order a flat bracket to connect tables - see page 124
- Accepts only ZSAKTM keyboard platform - see page 165

Workstation Connectors

Specify in Order:

1. Product Number
2. Finish
3. Laminate / Edge
4. Quantity



Square Connector

Product Description

Square connector joins two workstation tables of equal depth and height. Can be used with 27" or 29" height workstations.

Includes

- Laminate Worksurface with Round or Square Edge
- Modesty Panel
- Two Flat Mounting Brackets
- Assembly Hardware

Product Number	Description	Width	Depth	Height	Price
MSCR24	Round Edge Square Connector	24"	24"	27-29"	\$618
MSCR30	Round Edge Square Connector	30"	30"	27-29"	\$661
MSCS24	Square Edge Square Connector	24"	24"	27-29"	\$618
MSCS30	Square Edge Square Connector	30"	30"	27-29"	\$661

Planning tips: Use with adjoining tables of the same depth and height - cannot attach to adjoining tables of different depths • Do not attach at offset height



Round-Edge
Worksurface T-Molding



Square-Edge
Worksurface T-Molding

Radius Connector 90°

Product Description

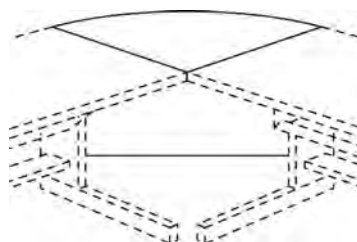
Radius connector joins two workstation tables at equal or offset height and depth.

Includes

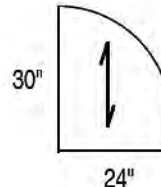
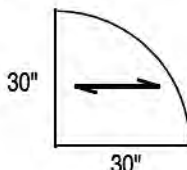
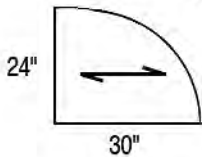
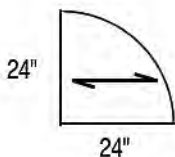
- Laminate Worksurface with Round or Square Edge
- Modesty Panel
- Two Flat Mounting Brackets
- Assembly Hardware

Product Number	Description	Left Depth	Right Depth	Price
MRCR2424	Round Edge Radius Connector	24"	24"	\$459
MRCR3030	Round Edge Radius Connector	30"	30"	\$459
MRCR2430	Round Edge Radius Connector	24"	30"	\$506
MRCR3024	Round Edge Radius Connector	30"	24"	\$506
MRCS2424	Square Edge Radius Connector	24"	24"	\$459
MRCS3030	Square Edge Radius Connector	30"	30"	\$459
MRCS2430	Square Edge Radius Connector	24"	30"	\$506
MRCS3024	Square Edge Radius Connector	30"	24"	\$506

Planning tips: Connector must be attached to a workstation table on either side • Can be used with workstations at offset (27" & 29") height or equal height • When using workstations at offset height "Z" bracket must be specified, see page 124 • Select connector to match table for equal depth or transitional depth



Grain Direction



Specify in Order:

1. Product Number
2. Finish
3. Laminate / Edge
4. Grommet Location
5. Quantity

Conference Surfaces

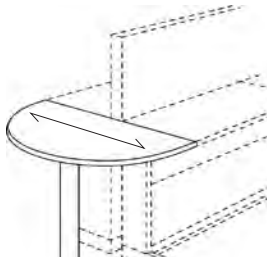
Conference D-Top

Product Description


Joins two 24" deep workstation tables for teaming applications.

Includes

- Laminate Worksurface with Round or Square Edge
- 4" Diameter Cylindrical Leg with 1" Adjustable Glide
- Attachment Brackets and Assembly Hardware



Round-Edge
Worksurface T-Molding



Square-Edge
Worksurface T-Molding

Product Number	Description	Width	Depth	Height	Price
Round-Edge					
MDTR50	Conference D-Top	50"	25"	27-29"	\$995
Square-Edge					
MDTS50	Conference D-Top	50"	25"	27-29"	\$995

Planning tips:

- Conference surface has 2" space between 24" deep workstations
- Use with privacy screen of same width as workstations
- Adds conferencing and work space

Peninsula Workstation

Product Description

Peninsula surface adds conferencing and work space.

Includes

- Laminate Worksurface with Round or Square Edge
- 4" Diameter Cylindrical Leg with 1" Adjustable Glide
- Mounting Brackets and Assembly Hardware

Product Number	Description	Width	Depth	Height	Price
Round-Edge					
MPWR600	Peninsula Workstation	60"	30"	27-29"	\$814
MPWR720	Peninsula Workstation	72"	30"	27-29"	\$981
Square-Edge					
MPWS600	Peninsula Workstation	60"	30"	27-29"	\$814
MPWS720	Peninsula Workstation	72"	30"	27-29"	\$981

Planning tips:

- Attaches to front edge of 60" or 72" workstation at flush or offset height
- Peninsula adjusts to 27" or 29" height
- Adjustable Glide range: 1"
- Grommet option available



Peninsula Workstation Adapter Kit

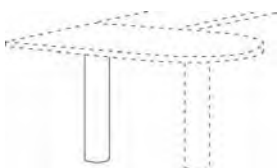
Product Description

Adapter leg for additional support if peninsula is attached adjacent to the end of a workstation.

Includes

- 4" Diameter Cylindrical Leg with 1" Adjustable Glide
- Attachment Hardware

Product Number	Description	Height	Price
MPAK	Peninsula Adapter Kit	27-29"	\$363



Conference Surfaces

Specify in Order:

1. Product Number
2. Finish
3. Laminate / Edge
4. Quantity


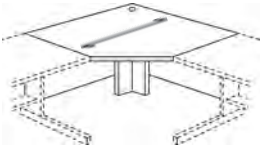
Corner Workstation Connector

Product Description

Connects two rectangular workstation tables of equal height and depth. Can be used with 27" or 29" height workstations.

Includes

- Laminate Worksurface with Round or Square Edge
- Worksurface Round Grommet inset 7-1/4" from rear edge
- Support Leg with 1" Adjustable Glides
- 2" Spacer, use for 27" or 29" height
- Two Flat Mounting Brackets
- Modesty Panels
- Assembly Hardware



Round-Edge
Worksurface T-Molding



Square-Edge
Worksurface T-Molding

Product Number	Description	Width	Depth	Price
Round-Edge				
MCCR364	Corner Workstation Connector	36"	24"	\$1,058
MCCR424	Corner Workstation Connector	42"	24"	\$1,139
MCCR450	Corner Workstation Connector	45"	30"	\$1,216

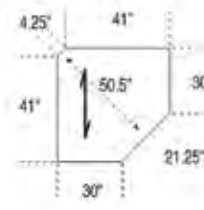
36" Width Table



42" Width Table



45" Width Table



Product Number	Description	Width	Depth	Price
Square-Edge				
MCCS364	Corner Workstation Connector	36"	24"	\$1,058
MCCS424	Corner Workstation Connector	42"	24"	\$1,139
MCCS450	Corner Workstation Connector	45"	30"	\$1,216

36" Width Table



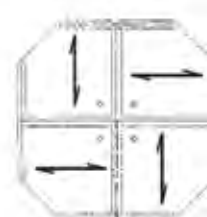
42" Width Table



45" Width Table



Corner Cluster



Planning tips:

- Connectors can be installed at 27" or 29" height - Offset connection is not recommended
- Accepts only ZSAKTM ergonomic keyboard tray page 165
- Must be supported on each side by freestanding workstation tables of the same depth and height
- Order corner open shelf, page 126
- Optional Power Box can be specified, see page 110

Specify in Order:

1. Product Number
2. Finish
3. Laminate / Edge
4. Grommet Location
5. Quantity



Round-Edge
Worksurface T-Molding



Square-Edge
Worksurface T-Molding



MW Conference Tables 42" Tall Cafe Tables Available

Round Conference Table - 42" Tall Cafe Tables

Product Description

Round Conference Table available in three diameters and two heights.

Includes

- Laminate Worksurface with Round or Square Edge
- Black Steel 4-Star Base

Product Number	Description	Diameter	Height	Price
Standard Height Round-Edge				
MCTR36	Round Conference Table	36"	29"	\$805
MCTR42	Round Conference Table	42"	29"	\$899
MCTR48	Round Conference Table	48"	29"	\$992
Square-Edge				
MCTS36	Round Conference Table	36"	29"	\$805
MCTS42	Round Conference Table	42"	29"	\$899
MCTS48	Round Conference Table	48"	29"	\$992
Cafe Table Height				
Round-Edge				
MCTR36P	Round Conference Table	36"	42"	\$823
MCTR42P	Round Conference Table	42"	42"	\$915
MCTR48P	Round Conference Table	48"	42"	\$1,009
Square-Edge				
MCTS36P	Round Conference Table	36"	42"	\$823
MCTS42P	Round Conference Table	42"	42"	\$915
MCTS48P	Round Conference Table	48"	42"	\$1,009

Planning tips:

- Adds conferencing and work space - seats four

Square Conference Table - 42" Tall Cafe Tables

Product Description

Square conference table available in two Table Top sizes, and two heights.

Includes

- Laminate Worksurface with Square Edge
- Black Steel 4-Star Base

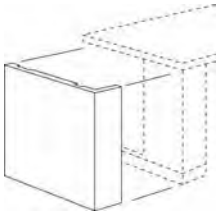
Product Number	Description	Width	Depth	Height	Price
Square-Edge, Standard Height					
MCSS30	Square Conference Table	30"	30"	29"	683
MCSS36	Square Conference Table	36"	36"	29"	\$773
Square-Edge, Cafe Table Height					
MCSS30P	Square Conference Table	30"	30"	42"	\$701
MCSS36P	Square Conference Table	36"	36"	42"	\$790

- Adds conferencing and work space - seats four

Base Components

Specify in Order:

1. Product Number
2. Finish
3. Quantity



Leg End Panel

Product Description

Non-handed enclosure for C leg.

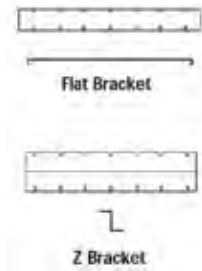
Includes

- Leg end panel
- Mounting Hardware

Product Number	Description	Depth	Height	Price
MEP2427	Leg End Panel	24"	25.25"	\$217
MEP2429	Leg End Panel	24"	27.25"	\$217
MEP3027	Leg End Panel	30"	25.25"	\$217
MEP3029	Leg End Panel	30"	27.25"	\$217

Planning tips:

- Panels attach over existing C Leg
- Use at the end of a run
- Order to match workstation depth and height
- Non-handed design
- Attach to workstation before adding a pedestal
- Packed individually, specify two to enclose workstation



Brackets

Product Description

Brackets connect adjoining workstations at equal or offset height. Specify flat bracket for same height table to table connection. Specify Z bracket for offset height tables.

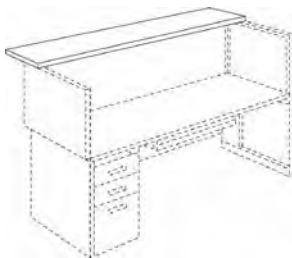
Includes

- Bracket and Hardware
- Dark Neutral Finish

Product Number	Description	Depth	Height	Price
FB2430	Flat Bracket	21.125"	2.5"	\$66
ZB2430	Z Bracket	19.625"	2.5"	\$66

Planning tips: Flat bracket connects 24" or 30" depth workstations at equal height

- Flat bracket networks freestanding workstations in linear configuration
- Z bracket connects workstations at offset height



Counter Top

Product Description

Counter Top provides a reception station or a standing height reference area. Mounts to 16" or 23" high privacy screen.

Includes

- Square Edge Laminate Worksurface
- Mounting Brackets and Hardware

Product Number	Description	Width	Depth	Price
MTWS4814	Counter Top	51.25"	14"	\$330
MTWS6014	Counter Top	63.25"	14"	\$378
MTWS7214	Counter Top	75.25"	14"	\$423

Planning tips:

- Counter Top surface requires a privacy screen and return screen on each side for stability
- Use light MTSL22 listed on page 167 under Counter Top surface

Specify in Order:

1. Product Number
2. Finish
3. Fabric
4. Quantity

Privacy Screens



Privacy Screens

Product Description

Two-sided screens for use with round edge and square edge workstations. Screens attach for 2, 3, or 4-way configurations.

Includes

- Tackable Screen 1-5/8" thick
- Fabric on both sides
- Metal Top Cap
- Mounting Plates and Hardware

Product Number	Description	Width	Height	Grade 1 Price	Grade 2 Price	Grade 3 Price
MBSS246	Privacy Base Screen	24"	16.25"	\$335	\$391	\$456
MBSS306	Privacy Base Screen	30"	16.25"	\$375	\$424	\$500
MBSS366	Privacy Base Screen	36"	16.25"	\$406	\$459	\$538
MBSS426	Privacy Base Screen	42"	16.25"	\$440	\$497	\$579
MBSS456	Privacy Base Screen	45"	16.25"	\$450	\$503	\$588
MBSS486	Privacy Base Screen	48"	16.25"	\$457	\$506	\$595
MBSS606	Privacy Base Screen	60"	16.25"	\$489	\$539	\$628
MBSS726	Privacy Base Screen	72"	16.25"	\$545	\$602	\$702
MBSS243	Privacy Base Screen	24"	23.25"	\$367	\$420	\$494
MBSS303	Privacy Base Screen	30"	23.25"	\$412	\$464	\$543
MBSS363	Privacy Base Screen	36"	23.25"	\$451	\$503	\$588
MBSS423	Privacy Base Screen	42"	23.25"	\$476	\$535	\$623
MBSS453	Privacy Base Screen	45"	23.25"	\$502	\$555	\$647
MBSS483	Privacy Base Screen	48"	23.25"	\$521	\$576	\$670
MBSS603	Privacy Base Screen	60"	23.25"	\$598	\$651	\$763
MBSS723	Privacy Base Screen	72"	23.25"	\$662	\$714	\$836

Planning tips: 1-5/8" dimensional gain • Height from worksurface: 15" or 22" • Use corner posts to connect screens of different heights for 2, 3, 4-way configuration • Includes brackets to stabilize screen to screen linear connection • Privacy screens cannot be stacked

Corner Post

Product Description

Connector post for base screens.

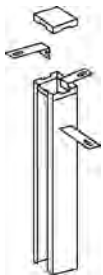
Includes

- Hardware to accommodate 2, 3, or 4-Way Connection

Product Number	Description	Height	Price
MSCP162C	Corner Post	16.25" x 2-way 90°	\$110
MSCP163C	Corner Post	16.25" x 3-way	\$110
MSCP164C	Corner Post	16.25" x 4-way	\$110
MSCP232C	Corner Post	23.25" x 2-way 90°	\$116
MSCP233C	Corner Post	23.25" x 3-way	\$116
MSCP234C	Corner Post	23.25" x 4-way	\$116

Planning tips:

- When using screens in a 2, 3, or 4-way configuration, corner posts are required for the base screen
- Specify color to match screen trim



Overhead Storage

Specify in Order:

1. Product Number
2. Finish
3. Fabric
4. Quantity

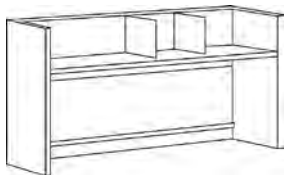
Open Shelf

Product Description

Open shelf unit with adjustable shelf, fabric covered tackboard.

Includes

- Steel Shelf, Back, Side Panels
- Fabric Covered Tackboard
- 11" Deep Shelf clearance: 15-3/16" or 18-11/16"
- Shelf Dividers



Product Number	Description	Width	Depth	Height	Grade 1 Price	Grade 2 Price	Grade 3 Price
MOS4112	Open Shelf	41"	12"	23"	\$723	\$752	\$881
MOS4712	Open Shelf	47"	12"	23"	\$743	\$769	\$898
MOS5912	Open Shelf	59"	12"	23"	\$847	\$873	\$1,021
MOS7112	Open Shelf	71"	12"	23"	\$953	\$980	\$1,144

Planning tips:

- Order task lights, page 167

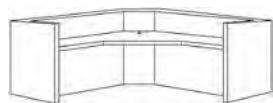
Corner Open Shelf

Product Description

Corner unit with adjustable shelf and two fabric covered tackboards.

Includes

- Steel Shelf, Back, Side panels
- Adjustable Shelf with grommet
- Shelf clearance: 15-3/16" or 18-11/16"
- Two Fabric Covered Tackboards



Product Number	Description	Width	Depth	Height	Grade 1 Price	Grade 2 Price	Grade 3 Price
MCOS3612	Corner Open Shelf	36"	12"	23"	\$1,181	\$1,234	\$1,446
MCOS4212	Corner Open Shelf	42"	12"	23"	\$1,234	\$1,290	\$1,510
MCOS4512	Corner Open Shelf	45"	12"	23"	\$1,260	\$1,310	\$1,535

Planning tips:

- Use 19" wide task light only, page 167
- Optional tackboard fabrics, pages 6 and 7
- Order corner shelf unit to match workstation width

Specify in Order:

1. Product Number
2. Finish
3. Fabric
4. Quantity

Overhead Storage



Flipper Door Unit

Product Description

Freestanding unit with locking storage compartment and fabric covered tackboard.
18-3/4" clearance from worksurface to shelf.
Door recedes inside compartment.

Includes

- Unit has locking metal door
- 13-3/4" high Storage Compartment
- Fabric Covered Tackboard

Product Number	Description	Width	Depth	Height	Grade 1 Price	Grade 2 Price	Grade 3 Price
MFDU4714	Flipper Door Unit	47"	14.25"	34"	\$1,382	\$1,412	\$1,647
MFDU5914	Flipper Door Unit	59"	14.25"	34"	\$1,605	\$1,634	\$1,913
MFDU7114	Flipper Door Unit	71"	14.25"	34"	\$1,749	\$1,772	\$2,074

Planning tips:

- Order Task Lights, page 167
- Match unit to workstation width

Printer Stand / Machine Stand

Printer Stand / Machine Stand

Product Description

The perfect partner to the office workstation. This mobile steel cabinet will easily hold office equipment and office supplies. Features a convenient slide out storage drawer and adjustable shelf. The four dual wheel casters roll over smooth and carpet floors (two casters are lockable).

Includes

- Cam Lock and Two Keys
- Adjustable Shelf
- Slide Out Drawer
- 2" Top and Back Grommets
- Four Dual Wheel Casters (two lock)



Product Number	Description	Width	Depth	Height	Price
MPFC2226/ BK	Printer Stand / Machine Stand	22"	22"	26"	\$769

Planning tips:

- Use adjacent to a workstation to hold equipment and store supplies

Conference Tables

Pricing and Ordering Specifications

MW Conference Tables _____ **129**

Zapf® Freestanding Conference Desks _____ **130**

*Zapf® Freestanding
Conference Table Typicals* _____ **131**

*Zapf® Freestanding
Conference Table Componentry / Accessories* ____ **132-133**



Specify in Order:

1. Product Number
2. Finish
3. Laminate / Edge
4. Grommet Location
5. Quantity



Round-Edge
Worksurface T-Molding



Square-Edge
Worksurface T-Molding



MW Conference Tables 42" Tall Cafe Height Available

Round Conference Table - 42" Tall Cafe Tables

Product Description

Round Conference Table available in three diameters.

Includes

- Laminate Worksurface with Round or Square Edge
- Black Steel 4-Star Base

For Matching
Edge Availability,
see page 8.

Product Number	Description	Diameter	Height	Price
Standard Height				
Round-Edge				
MCTR36	Round Conference Table	36"	29"	\$805
MCTR42	Round Conference Table	42"	29"	\$899
MCTR48	Round Conference Table	48"	29"	\$992
Square-Edge				
MCTS36	Round Conference Table	36"	29"	\$805
MCTS42	Round Conference Table	42"	29"	\$899
MCTS48	Round Conference Table	48"	29"	\$992
Cafe Table Height				
Round-Edge				
MCTR36P	Round Conference Table	36"	42"	\$823
MCTR42P	Round Conference Table	42"	42"	\$915
MCTR48P	Round Conference Table	48"	42"	\$1,009
Square-Edge				
MCTS36P	Round Conference Table	36"	42"	\$823
MCTS42P	Round Conference Table	42"	42"	\$915
MCTS48P	Round Conference Table	48"	42"	\$1,009

Planning tips:

- Adds conferencing and work space - seats four

Square Conference Table - 42" Tall Cafe Tables

Product Description

Square conference table available in two Table Top sizes, and Two Heights.

Includes

- Laminate Worksurface with Square Edge
- Black Steel 4-Star Base

Product Number	Description	Width	Depth	Height	Price
Square-Edge, Standard Height					
MCSS30	Square Conference Table	30"	30"	29"	\$683
MCSS36	Square Conference Table	36"	36"	29"	\$773
Square-Edge, Cafe Table Height					
MCSS30P	Square Conference Table	30"	30"	42"	\$701
MCSS36P	Square Conference Table	36"	36"	42"	\$790

- Adds conferencing and work space - seats four

Zapf® Freestanding Conference Desks

Specify in Order:

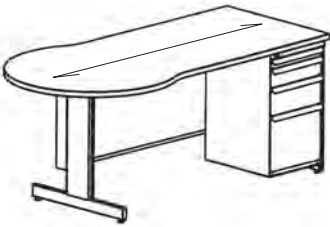
1. Product Number
2. Finish
3. Laminate / Edge
4. Quantity

Conference Desk

Product Description

Conference Desk includes a 36" semi-circular conference work surface at the end. The right or left mounting file pedestal has a convenient 12" x 17" pull-out writing tray, pencil drawer, a box drawer and a file drawer. T-leg offers added stability.

For Matching Edge Availability, see page 8.



Includes

- 30" laminated Worksurface with 36" semi-circular end
- 12" x 17" pull-out Writing Tray, Pencil Drawer, Box Drawer, and File Drawer
- T-Leg and Modesty Panel
- Assembly Hardware

Product Number	Description	Width	Depth	Height	Price
ZTCD6030	Conference Desk	60"	30"	29"	\$2,184
ZTCD7230	Conference Desk	72"	30"	29"	\$2,292

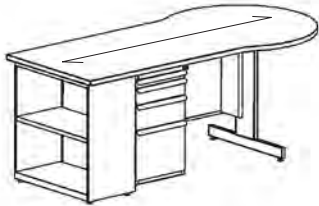
Planning tips:

- Desk configuration is reversible

Conference Desk w/Bookcase

Product Description

Conference Desk includes a 36" semi-circular conference work surface at the end. Opposite end features a 14" deep bookcase with adjustable shelf. File pedestal has a convenient 12" x 17" pull-out Writing Tray, Pencil Drawer, a Box Drawer and a file drawer. T-leg offers added stability.



Includes

- 30" laminated Worksurface with 36" semi-circular end
- 2 shelf Bookcase, 14" deep
- 12" x 17" pull-out Writing Tray, Box Drawer, and a File Drawer
- T-Leg and Modesty Panel
- Assembly Hardware

Product Number	Description	Width	Depth	Height	Price
ZTCB7530	Conference Desk w/Bookcase	75"	30"	29"	\$2,377
ZTCB8730	Conference Desk w/Bookcase	87"	30"	29"	\$2,481

Planning tips:

- Desk configuration is reversible

Specify in Order:

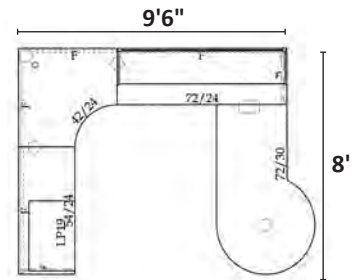
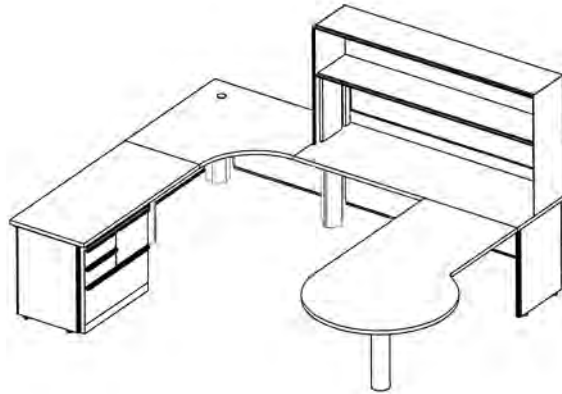
1. Product Number
2. Finish
3. Laminate / Edge
4. Fabric
5. Quantity

Conference Table Typicals

All Typicals are priced with square edge worksurfaces, priced in grade 1 fabric, without electrical

Typical 42

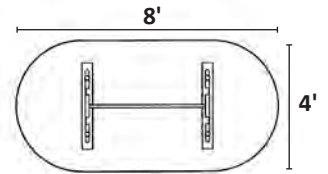
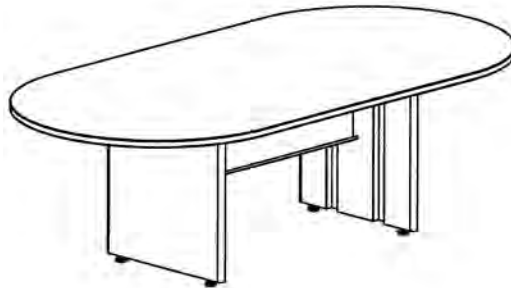
Product Number
ZFRE12



Price
\$6,164

Typical 4308

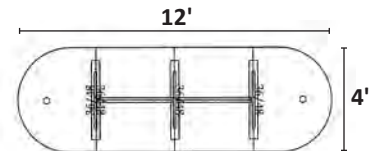
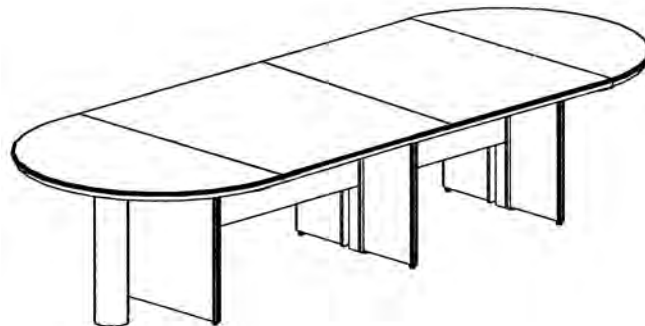
Product Number
ZFRE15



Price
\$1,544

Typical 44

Product Number
ZFRE14



Price
\$3,376

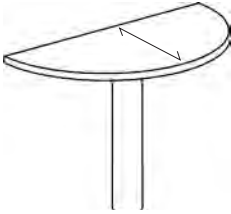
Zapf® Freestanding Conference Table Componentry

Build Conference Tables from 6' length to 25' length

Specify in Order:

1. Product Number
2. Finish
3. Laminate / Edge
4. Quantity

Conference Table D-Top



Product Description

D-Top Surface with Square Edge or Bull Nose Edge.

Includes

- D-Top surface
- One cylinder leg

Square Edge Product Number	Description	Width	Depth	Price	Bull Nose Product Number	Price
ZWSSCD3648	Conference Table D-Top	36"	48"	\$522	ZWSTCD3648	\$603

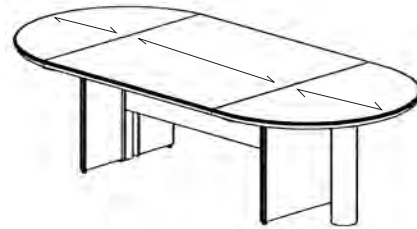
Conference Table Worksurface

Product Description

Rectangular Surface with Square Edge or Bull Nose Edge.

Includes

- Rectangular Surface



Square Edge Product Number	Description	Width	Depth	Price	Bull Nose Product Number	Price
ZWSSCT2448	Con. Table Worksurface	24"	48"	\$270	ZWSTCT2448	\$312
ZWSSCT3048	Con. Table Worksurface	30"	48"	\$296	ZWSTCT3048	\$339
ZWSSCT3648	Con. Table Worksurface	36"	48"	\$325	ZWSTCT3648	\$376
ZWSSCT4248	Con. Table Worksurface	42"	48"	\$368	ZWSTCT4248	\$422
ZWSSCT4848	Con. Table Worksurface	48"	48"	\$377	ZWSTCT4848	\$430

Planning tips:

- Specify rectangular surface between two D-Top Surfaces

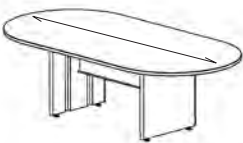
Single Piece Conference Table Worksurface

Product Description

One piece conference table worksurface top available in 6', 7' or 8' lengths.

Includes

- Conference Table



Square Edge Product Number	Description	Width	Depth	Price	Bull Nose Product Number	Price
ZWSSCT7248	1 Pc. Con. Table Worksurface	72"	48"	\$484	ZWSTCT7248	\$544
ZWSSCT8448	1 Pc. Con. Table Worksurface	84"	48"	\$552	ZWSTCT8448	\$615
ZWSSCT9648	1 Pc. Con. Table Worksurface	96"	48"	\$620	ZWSTCT9648	\$683

Planning tips:

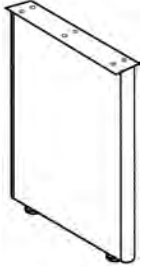
- Specify 2 Conference Table Legs and 1 Conference Table Modesty Panel. (72" Table requires 36" Modesty Panel; 84" Table requires 48" Modesty Panel; 96" Table requires 60" Modesty Panel)

Specify in Order:

1. Product Number
2. Finish
3. Quantity

Zapf® Freestanding Conference Table Componentry

Conference Table Leg



Product Description

Non-handed leg used in the construction of conference tables.

Includes

- One conference table leg
- Assembly Hardware

Product Number	Description	Depth	Height	Price
ZCTL	Conference Table Leg	28"	29.5"	\$389

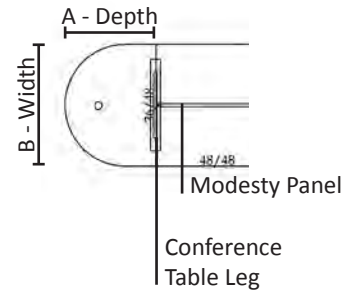
Conference Table Modesty Panels

Product Description

Modesty panel is used in the base of conference tables.

Includes

- Modesty Panel
- Assembly Hardware



Product Number	Description	Width	Height	Price
ZCTMP24	Con. Table Modesty Panel	24"	14"	\$121
ZCTMP30	Con. Table Modesty Panel	30"	14"	\$121
ZCTMP36	Con. Table Modesty Panel	36"	14"	\$129
ZCTMP42	Con. Table Modesty Panel	42"	14"	\$129
ZCTMP48	Con. Table Modesty Panel	48"	14"	\$133
ZCTMP60	Con. Table Modesty Panel	60"	14"	\$145

Planning tips:

- Specify one Conference Table Modesty Panel for each standard Conference Table worksurface

Power/Communication Pop-Up Port

Product Description

Power/communication pop-up port for top of conference table worksurface. Opens, closes with one touch. UL Listed. Matte black finish.

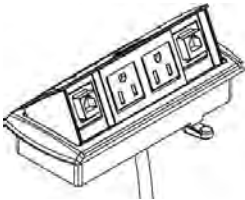
Includes

- 2 Simplexes
- 2 Voice/Data ports
- Voice/Data Adapter Kit to accept voice/data couplers and jacks (couplers and jacks not included)
- 6 Ft. , 15 Amp cord (Standard)
- TEMPLATE INCLUDED FOR FIELD INSTALLATION (\$45 Charge for factory Install)

Product Number	Description	Width	Height	Price
MPCP	Power/Communication Pop-Up Port	7"	1.875"	\$270

Planning tips:

- WORKSURFACE MUST BE CUT IN THE FIELD USING THE TEMPLATE PROVIDED



Marvel® Work Chairs

Pricing and Ordering Specifications

<i>Fermata® Mesh and Flex-back Chairs</i> _____	135-138
<i>Fermata® Guest Chairs</i> _____	139
<i>Allegra® and Endeavor® Product Information</i> ____	140-141
<i>Allegra® Chairs</i> _____	142-144
<i>Endeavor® Chairs</i> _____	145
<i>Logo Embroidery Information</i> _____	146
<i>Ergonomic Accessories</i> _____	147



Fermata Seating

ALLEGRA®
WORKCHAIRS

ENDEAVOR®
WORKCHAIRS



Specify in Order:

1. Product Number
2. Finish
3. Fabric
4. Quantity

Fermata® Executive Chair



Executive Comfort – Executive Style.

The Fermata Executive Chair features a streamlined design and offers a wide range of adjustment options for your comfort.

General Specifications:

- Shipping weight: 40 lbs.
- Overall height: 38¾"-42½"
- Overall height with headrest fully raised: 47¾"-51½"
- Overall width: 19¾", with armpads fully extended outward 27¾"
- Overall depth: 27"
- Seat height range: 17¼"-20¾"
- Seat depth: 18"
- Seat width: 19¾"
- Back width: 20¾"
- Width between arms: 20½"
- Arm height: 26½" - 30"

Casters

- 55mm un-hooded dual wheel carpet or hard floor casters

Seat

- 10-ply, 9/16" thick plywood
- Cut foam initial load deflection (ILD) = 80 lbs.
- Fabric: .75 yards

Back

- Molded plastic frame with breathable nylon mesh weave
- Adjustable lumbar support / 3" Travel

Chair Mechanism

- Tilt mechanism with free locking tilt allows the back to be locked in any position or float free in a rocking motion. Includes tilt tension knob adjustment.
- Seat pivots from center point. 2 lever control

Gas Cylinder

- Maximum weight tolerance for pneumatic lift is rated at 250 lbs.
- Gas cylinder range 3½"

Arm

- Soft polyurethane pad
- 4 Direction button control movement (front-to-back & sideways)
- Arm pads rotate on center pivot
- Adjustable arm range: 2.25" up/down height adjustment

The Executive Chair meets or exceeds all application BIFMA requirements

Product Number	Description	Black Fabric Seat Price	Grade 1 Price	Grade 2 Price	Grade 3 Price
WMCEXBB	Executive Mesh Chair / Black Base	\$743	N/A	N/A	N/A
WMCEXFB	Executive Mesh Chair / Black Base	N/A	\$868	\$1,030	\$1,129
WMCEXBA	Executive Mesh Chair / Aluminum Base	\$861	N/A	N/A	N/A
WMCEXFA	Executive Mesh Chair / Aluminum Base	N/A	\$968	\$1,144	\$1,242
WMCEXBB-H	Executive Mesh Chair w/headrest / Black Base	\$809	N/A	N/A	N/A
WMCEXFB-H	Executive Mesh Chair w/headrest/ Black Base	N/A	\$915	\$1,086	\$1,182
WMCEXBA-H	Executive Mesh Chair w/headrest/ Aluminum Base	\$907	N/A	N/A	N/A
WMCEXFA-H	Executive Mesh Chair w/headrest/ Aluminum Base	N/A	\$1,012	\$1,196	\$1,296

Fermata[®] Operational Chair

Specify in Order:

1. Product Number
2. Finish
3. Fabric
4. Quantity



Work in comfort.
The Fermata Operational Chair equals style and ergonomic support.



General Specifications:

- Shipping weight: 26 lbs.
- Overall height: 34¼"-38¼"
- Overall width: 21½" with adjustable arms
- Overall depth: 24"
- Seat height range: 16 ¾"-20¾"
- Seat depth: 17½"
- Seat width: 19"
- Back width: 18½"
- Width between arms: 17½"
- Arm height: 23½"-27½"

Casters

- 55mm un-hooded dual wheel carpet or hard floor casters

Seat

- 10-ply 9/16"
- Cut foam initial load deflection (ILD)=60 lbs.
- Fabric: .75 yards

Back

- Molded plastic frame with breathable nylon mesh and fixed lumbar support

Chair Mechanism

- Simple conventional mechanism with centered pivot point for use on chairs with fixed seat-to-back relationship. Includes tilt tension knob adjustment
- Seat pivots from center point
- One lever for locking seat angle and activates adjusting seat height

Gas Cylinder

- Maximum weight tolerance for pneumatic lift is rated at 250 lbs.
- Gas cylinder range 3½"

Arms

- Soft polyurethane arm pad
- Adjustable arm range: 2.25" up/down height adjustment

Note: The Operational Chair meets or exceeds all application BIFMA requirements.

Product Number	Description	Black Fabric Seat Price	Grade 1 Price	Grade 2 Price	Grade 3 Price
WMCOPBB	Operational Mesh Chair / Black Base	\$636	N/A	N/A	N/A
WMCOPFB	Operational Mesh Chair / Black Base	N/A	\$739	\$884	\$982
WMCOPBA	Operational Mesh Chair / Aluminum Base	\$736	N/A	N/A	N/A
WMCOPFA	Operational Mesh Chair / Aluminum Base	N/A	\$839	\$997	\$1,096

Specify in Order:

1. Product Number
2. Finish
3. Fabric
4. Quantity

Fermata® Task Chair



The Task Chair is the workhorse of the Fermata Chair Line. Ideal for intensive use environments, engineered for durability, support and affordability...without sacrificing comfort.



General Specifications:

- Shipping weight: 36 lbs.
- Overall height: 39¼" - 42¾"
- Overall width: 24½" with arms
- Overall depth: 24"
- Seat height range: 17½" - 20¾"
- Seat depth: 17½"
- Seat width: 18½"
- Back height: 29¼" - 42 ¾"
- Back width: 16½"
- Width between arms: 19"

Casters

- 55mm un-hooded dual wheel carpet or hard floor casters

Seat

- 10-ply 9/16"
- Cut foam initial load deflection (ILD)=80 lbs.
- Fabric: .75 yards

Back

- Molded plastic frame with nylon mesh weave

Chair Mechanism

- Simple conventional mechanism with centered pivot point for use on chairs with fixed seat-to-back relationship
- Includes tilt tension knob one lever for locking seat angle and activating seat height adjustment

Gas Cylinder

- Maximum weight tolerance for pneumatic lift is rated at 250 lbs.
- Gas cylinder range 3½"

Arms

- Molded plastic
- Adjustable arm range: 2.25" height non adjustable

Note: The Task Chair meets or exceeds all application BIFMA requirements.

Product Number	Description	Black Fabric Seat Price	Grade 1 Price	Grade 2 Price	Grade 3 Price
WMCTKBB	Task Mesh Chair / Black Base	\$499	N/A	N/A	N/A
WMCTKFB	Task Mesh Chair / Black Base	N/A	\$602	\$727	\$824
WMCTKBA	Task Mesh Chair / Aluminum Base	\$598	N/A	N/A	N/A
WMCTKFA	Task Mesh Chair / Aluminum Base	N/A	\$701	\$842	\$939

Fermata® Flex Back Chair

Specify in Order:

1. Product Number
2. Finish
3. Fabric
4. Quantity



The Fermata Contemporary Vinyl Back Chair.
New wave style and flexibility.
Unique back conforms and supports.

General Specifications:

- Shipping weight: 31 lbs.
- Overall height: 38½"-41¼"
- Overall width: 27½" with arms, 22" with no arms
- Overall depth: 23"
- Seat height range: 19"-22¾"
- Seat depth: 18½"
- Seat width: 22"
- Back width: 18½"
- Width between arms: 21¼"
- Arm height: 26¼"-29"

Casters

- 60mm un-hooded dual wheel carpet or hard floor casters

Seat

- 10-ply 12mm/0.47" thick plywood/plastic molded seat pan
- Foam density 24, Hardness 70
- Meets Cal 117 Fire standard
- Fabric: 1 yard

Back

- Injection Molded Plastic, firm but flexible for comfort and movement

Chair Mechanism

- Simple conventional mechanism with centered pivot point for use on chairs with fixed seat-to-back relationship
- Includes tilt tension knob adjustment
- One lever locks back angle and height adjustment

Gas Cylinder

- Maximum weight tolerance for pneumatic lift is rated at 250 lbs.
- Gas cylinder range 3"

Arms

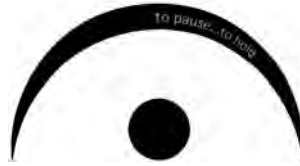
- Molded plastic non-adjustable
- Soft polyurethane arm pad

Note: The Wave Chair meets or exceeds all application BIFMA requirements.

Product Number	Description	Black Fabric Seat Price	Grade 1 Price	Grade 2 Price	Grade 3 Price
WPCOPBB	Flex Back Chair / Black Base	\$641	N/A	N/A	N/A
WPCOPFB	Flex Back Chair / Black Base	N/A	\$739	\$884	\$982
WPCOPBA	Flex Back Chair / Aluminum Base	\$741	N/A	N/A	N/A
WPCOPFA	Flex Back Chair / Aluminum Base	N/A	\$839	\$997	\$1,095

Specify in Order:

1. Product Number
2. Finish
3. Fabric
4. Quantity



Fermata® Guest Chairs

The Fermata Guest Chairs welcome your customers in style.

Common Specifications

- Seat depth: 19"
- Seat width: 21"
- Back width: 20.5"
- Width between arms: 21" (if arms ordered)
- Molded plastic non-adjustable arms
- Injection molded plastic frame with nylon mesh weave
- Meets Cal 117 Fire standard
- Fabric: 1 yard



WMCSTBCA (black fabric seat)
WMCSTFCA (color fabric seat)
(Straight Leg Chairs are Stackable)

Note: The Straight Leg and Sled Base Guest Chairs meet or exceeds all application BIFMA requirements.



WMCSLBC (black fabric seat)
WMCSLFC (color fabric seat)

General Specifications - Straight Leg:

- Shipping weight: 19 lbs.
- Overall height: 32.25"
- Overall width: 24.25"
- Overall depth: 24.75"
- Arm height: 25.25" (if arms ordered)

General Specifications - Sled Base

- Shipping weight: 21 lbs.
- Overall height: 31.75"
- Overall width: 24.5"
- Overall depth: 24.5"
- Arm height: 25" (if arms ordered)

Product Number	Description	Black Fabric Seat Price	Grade 1 Price	Grade 2 Price	Grade 3 Price
WMCSTBCA	Straight Leg Chair / Aluminum Finish Base / Arms	\$458	N/A	N/A	N/A
WMCSTFCA	- with color seat fabric	N/A	\$572	\$611	\$706
WMCSTBC	Straight Leg Chair / Aluminum Finish Base	\$426	N/A	N/A	N/A
WMCSTFC	- with color seat fabric	N/A	\$540	\$579	\$675
WMCSTBBA	Straight Leg Chair / Black Base / Arms	\$436	N/A	N/A	N/A
WMCSTFBA	- with color seat fabric	N/A	\$550	\$589	\$684
WMCSTBB	Straight Leg Chair / Black Base	\$404	N/A	N/A	N/A
WMCSTFB	- with color seat fabric	N/A	\$518	\$557	\$652

Product Number	Description	Black Fabric Seat Price	Grade 1 Price	Grade 2 Price	Grade 3 Price
WMCSLBCA	Sled Base Chair / Aluminum Finish Base / Arms	\$421	N/A	N/A	N/A
WMCSLFCA	- with color seat fabric	N/A	\$535	\$574	\$668
WMCSLBC	Sled Base Chair / Aluminum Finish Base	\$373	N/A	N/A	N/A
WMCSLFC	- with color seat fabric	N/A	\$486	\$525	\$621
WMCSLBBA	Sled Base Chair / Black Base / Arms	\$402	N/A	N/A	N/A
WMCSLFBA	- with color seat fabric	N/A	\$516	\$555	\$650
WMCSLBB	Sled Base Chair / Black Base	\$350	N/A	N/A	N/A
WMCSLFB	- with color seat fabric	N/A	\$464	\$503	\$597

COM Fabric Requirements

Customer's Own Material (COM)

A memo sample of the fabric or leather must be sent to the Marvel® Customer Service Department for approval and exact yardage requirements. Yardage requirements listed for chairs are based on 54" width bolts. Material with repeating patterns may require additional yardage. Contact Customer Service for COM requirements. Purchaser assumes all liability for custom/special items and items manufactured with custom supplied materials (COM).

Please contact Marvel Customer Service to obtain fabric swatches. Customer's Own Material (COM) must be tested and approved by Marvel.

Allegra® Chair COM Yardage Required
Executive 3 yards
Management, Sled Base 2.5 yards
Operational, Task 2 yards

Endeavor® Chair COM Yardage Required
Operational, Task 2 yards

Shipping Schedules

Same Day

- Fax an order by 10 a.m. CST, and it ships by 5 pm CST, the same day. Choose from 3 chair styles and several selected fabric colors. For orders of more than 10 chairs, please contact Customer Service

5-Day

- All Chairs ship in 5 days. Choose from selected fabrics

4 To 6 Week

- All chair styles include the full Marvel® upholstery selection. COM chairs ship within 4 to 6 weeks from receipt of fabric approvals

General Product Information - Allegra® and Endeavor® Work Chairs

Comfort and Value - Full Ergonomic Support: Chairs Easy to Work In and Work With

Lifetime Warranty

- See page 3 for details

Fast Shipping

- Fax an order by 10 a.m. CST, and it ships by 5 pm CST, the same day. Choose from 3 chair styles and several selected fabric colors. See pages 143 and 144 - Look for **BOLD Model Numbers**

Complete Line

- A variety of seating choices
- Unlimited fabric selection with Customer's Own Material (COM), once tested and approved by Marvel®

Ergonomic

- Custom designed seat and back support
- Adjustable arms, dual arm, and loop arm choices
- Conforms to ANSI/BIFMA seating standards

Specifications - Allegra® / Endeavor® Work Chairs

Base

- Injection molded plastic understructure
- Allegra Sled Base Chair has 1" diameter 11 gauge steel tubing

Casters

- 55mm hooded dual wheel carpet or hard floor casters
- Note: Work Chairs ship standard with carpet (hard) casters – for hard floor applications, specify soft casters

Seat

- 7-ply 1/2" thick plywood
- Molded foam initial load deflection (ILD) = 40 lbs.

Back

- 7-ply 1/2" thick plywood
- Molded foam initial load deflection (ILD) = 28 lbs.

Chair Mechanisms

	Executive	Management	Operational	Task
Knee Tilt	x	x		
Swivel Tilt	x	x		
Task			x	x
Endeavor Syncro Tilt			x	x

Swivel Tilt Mechanism

- Usage: Executive and Management Chairs
- Simple conventional mechanism with centered pivot point for use on chairs with fixed seat-to-back relationship
- Includes tilt tension knob adjustment
- Seat pivots from center point

Knee Tilt Mechanism

- Usage: Executive and Management Chairs
- Enhanced swivel tilt mechanism with forward position pivot point and two position tilt-lock lever.
- For use on chairs with fixed seat-to-back relationship. Includes tilt tension knob adjustment.
- Seat pivots from its front edge. Front of chair does not rise as the back of the chair reclines.
- The user's feet remain on the floor with no additional pressure placed on the back of their legs.

Task Mechanism

- Usage: Operational and Task Chairs
- Forward tilt mechanism allows independent movement of the seat and back. A single lever locks seat and back into any position within a 4° forward to a 21° rear range of travel. Includes back height adjustment.
- Task Mechanism provides maximum adjustability for task intensive workers

Synchronized Mechanism

- Usage: Endeavor Operational and Task Chairs
- Tilt mechanism with free locking tilt allows the back to be locked in any position or float free in a rocking motion. Includes tilt tension knob adjustment. Seat pivots from center point.

Gas Cylinder

- Maximum weight tolerance for pneumatic lift is rated at 250 lbs.

Gas Cylinder Range

- Knee tilt = 3.75"
- Task and swivel tilt = 5"

Arms

- Molded polyurethane
- Adjustable arm range: 2.25" height
- Dual adjustable arm range: 2.25" height, 2.25" width
- Adjustable arms can be field installed on Task and Operational chairs only
- Loop arms, dual adjustable arms, and any other arm combination must be factory installed
- Contact Customer Service for availability and pricing at 800-621-8846

Allegra® Work Chairs

Specify in Order:

1. Product Number
2. Fabric
3. Caster Type
4. Quantity

Allegra® Executive Chair

Product Description

High-back chair with choice of arm and tilt styles.
Black finish. Chairs ship assembled.

Includes

- One high-back chair with pneumatic lift, 5-star base and 5 casters. Note: Work Chairs ship standard with carpet (hard) casters. For hard floor applications, specify soft casters



Product Number	Description	Grade 1 Price	Grade 2 Price	Grade 3 Price
WCEXKL	Executive Chair with Loop Arms, Knee tilt	\$1,494	\$1,558	\$1,823
WCEXSL	Executive Chair with Loop Arms, Swivel tilt	\$1,289	\$1,351	\$1,585
WCEXKA	Executive Chair with Adjustable Arms, Knee tilt	\$1,544	\$1,611	\$1,877
WCEXSA	Executive Chair with Adjustable Arms, Swivel tilt	\$1,341	\$1,400	\$1,633

Specifications:

COM yardage:	3 yards	Seat depth:	19"
Shipping weight:	40 lbs.	Seat width:	21.75"
Overall height:	40.75"-44.5" Knee tilt chairs	Back height:	24.75"
	38.75"-43.75" Swivel tilt chairs	Back width:	19.75"
Overall width:	26"	Width between arms:	19.5"
Overall depth:	26"	Arm height:	Loop Arms 8" from seat
Seat height range:	16.75"-20.5" Knee tilt chairs		
	16.5"-19.5" Swivel tilt chairs		

Allegra® Operational Chair

Product Description

Mid-back task chair with single lever adjustment for back and seat tilt, adjustable height back, and choice of arm styles.
Black finish. Chairs ship assembled.

Includes

- One adjustable-back chair with pneumatic lift, 5-star base and 5 casters. Note: Work Chairs ship standard with carpet (hard) casters. For hard floor applications, specify soft casters



Product Number	Description	Grade 1 Price	Grade 2 Price	Grade 3 Price
WCOPT	Operational Chair	\$1,077	\$1,143	\$1,342
WCOPTA	Operational Chair with Adjustable Arms	\$1,234	\$1,303	\$1,519
WCOPTD	Operational Chair with Dual Adjustable Arms	\$1,310	\$1,378	\$1,607

Specifications:

COM yardage:	2 yards	Seat depth:	19.25"
Shipping weight:	35 lbs.	Seat width:	20"
Overall height:	36" - 41"	Back height:	20.25" - 22.5"
Overall width:	26" With adjustable arms or dual adjustable arms	Back width:	16.75"
	23" With no arms	Width between arms:	20.5" Adjustable arms
Overall depth:	26"	Arm height:	20.5" - 25" Dual adjustable arms
Seat height range:	16" - 21"		Dual adjustable or adjustable arms 7.75" - 10.25" from seat

Specify in Order:

1. Product Number
2. Fabric
3. Caster Type
4. Quantity

Allegra® Work Chairs

Allegra® Management Chair **Bold items ship in 24 hours!**

Product Description

Medium-back chair with choice of arm and tilt styles.
Black finish. Chairs ship assembled.

Includes

- One medium-back chair with pneumatic lift, 5-star base and 5 casters. Note: Work Chairs ship standard with carpet (hard) casters. For hard floor applications, specify soft casters



Product Number	Description	Grade 1 Price	Grade 2 Price	Grade 3 Price
WCMGK	Management Chair, Knee tilt	\$1,247	\$1,310	\$1,535
WCMGS	Management Chair, Swivel tilt	\$1,042	\$1,105	\$1,297
WCMGKL	Management Chair with Loop Arms, Knee tilt	\$1,455	\$1,518	\$1,775
WCMGSL	Management Chair with Loop Arms, Swivel tilt	\$1,247	\$1,310	\$1,535
WCMGKA	Management Chair with Adjustable Arms, Knee tilt	\$1,505	\$1,567	\$1,832
WCMGSA	Management Chair with Adjustable Arms, Swivel tilt	\$1,301	\$1,358	\$1,587

Specifications:

COM yardage:	2.5 yards	Seat depth:	19"
Shipping weight:	38 lbs.	Seat width:	21.75"
Overall height:	35.75"-39.5" Knee tilt chairs	Back height:	20"
	35.25"-40.25" Swivel tilt chairs	Back width:	19.5"
Overall width:	26"	Width between arms:	19.5"
Overall depth:	26"	Arm height:	Loop Arms 8" from seat
Seat height range:	16.75"-20.5" Knee tilt chairs		
	16.5"-21.5" Swivel tilt chairs		

Allegra® Work Chairs

Specify in Order:

1. Product Number
2. Fabric
3. Caster Type
4. Quantity



Allegra® Task Chair **Bold items ship in 24 hours!**

Product Description

Task chair with single lever adjustment for back and seat tilt, adjustable height back, and choice of arm styles. Black finish. Chairs ship assembled.

Includes

- One back-adjustable chair with pneumatic lift, 5-star base and 5 casters.
- Note: Work Chairs ship standard with carpet (hard) casters. For hard floor applications, specify soft casters

Product Number	Description	Grade 1 Price	Grade 2 Price	Grade 3 Price
WCTKT	Task Chair	\$1,036	\$1,102	\$1,290
WCTKTA	Task Chair with Adjustable Arms	\$1,195	\$1,264	\$1,476
WCTKTD	Task Chair with Dual Adjustable Arms	\$1,280	\$1,337	\$1,561

Specifications:			
COM yardage:	2 yards	Seat depth:	19.25"
Shipping weight:	33 lbs.	Seat width:	20"
Overall height:	32.5" - 39"	Back height:	17.25" - 19.5"
Overall width:	26" With adjustable arms or dual adjustable arms	Back width:	16"
	23" With no arms	Width between arms:	20.5" Adjustable arms 20.5" - 25" Dual adjustable arms
Overall depth:	26"	Arm height:	Dual adjustable or adjustable arms 7.75" - 10.25" from seat
Seat height range:	16" - 21"		



Allegra® Sled Base Chair

Product Description

Medium-back chair with sled base and choice of arms. Black finish.

Includes

- One medium-back chair with sled base

Product Number	Description	Grade 1 Price	Grade 2 Price	Grade 3 Price
WCSB	Sled Base Chair	\$962	\$1,031	\$1,208
WCSBL	Sled Base Chair with Loop Arms	\$1,170	\$1,233	\$1,444
WCSBA	Sled Base Chair with Adjustable Arms	\$1,217	\$1,288	\$1,492

Specifications:		Seat height range:	18.75"
Base:	Steel Tubing	Seat depth:	19"
COM yardage:	2.5 yards	Seat width:	21.75"
Shipping weight:	35 lbs.	Back height:	20"
Overall height:	36.25"	Back width:	19.5"
Overall width:	21.5" armless, 25.25" with Loop Arms	Width between arms:	19.25"
Overall depth:	25"	Arm height:	Loop Arms 8" from seat

Specify in Order:

1. Product Number
2. Fabric
3. Caster Type
4. Quantity

Endeavor® Work Chairs



Endeavor® Operational Chair

Product Description

Operational chair with syncro tilt mechanism with free locking tilt. Double lever adjustment for back and seat tilt and chair height. Available with arms or without arms. Black finish. Chairs ship assembled.

Includes

- One adjustable-back chair with pneumatic lift, 5-star base and 5 casters.
- Note: Work Chairs ship standard with carpet (hard) casters. For hard floor applications, specify soft casters

Product Number	Description	Grade 1 Price	Grade 2 Price	Grade 3 Price
WCOPSYNC	Operational Chair	\$832	\$884	\$1,032
WCOPSYNCA	Operational Chair with adjustable arms	\$908	\$962	\$1,128

Specifications:

COM yardage:	2 yards	Seat depth:	19.25"
Shipping weight:	35 lbs.	Seat width:	21"
Overall height:	36" - 41"	Back height:	20.25" - 22.5"
Overall width:	26" With adjustable arms	Back width:	16.75"
	23" With no arms	Width between arms:	20.5"
Overall depth:	26"	Arm height:	7" - 10.5" from seat
Seat height range:	16" - 21"		



Endeavor® Task Chair

Product Description

Task chair with syncro tilt mechanism with free locking tilt. Double lever adjustment for back and seat tilt and chair height. Available with arms or without arms. Black finish. Chairs ship assembled.

Includes

- One adjustable -back chair with pneumatic lift, 5-star base and 5 casters.
- Note: Work Chairs ship standard with carpet (hard) casters. For hard floor applications, specify soft casters

Product Number	Description	Grade 1 Price	Grade 2 Price	Grade 3 Price
WCTKSYNC	Task Chair	\$791	\$840	\$982
WCTKSYNCA	Task Chair with adjustable arms	\$873	\$926	\$1,085

Specifications:

COM yardage:	2 yards	Seat width:	21"
Shipping weight:	33 lbs.	Back height:	17.25" - 19.5"
Overall height:	32.5"-39"	Back width:	16."
Overall width:	26" With adjustable arms	Width between arms:	20.5"
	23" With no arms	Arm height:	7" - 10.5" from seat
Overall depth:	26"		
Seat height range:	16 - 21"		
Seat depth:	19.25"		

Add Your Custom Logo on Your Marvel® Fabric-Back Work Chairs



Feature your company name impressively on your Marvel® office chairs.

We embroider your logo, with rich detail and in full color onto the chair back.

Please contact our Customer Service Department for logo requirements and cost.

Specify in Order:

1. Product Number
2. Quantity

NEW Ergonomic Workstation Accessories

Marvel Foot Rest - NEW

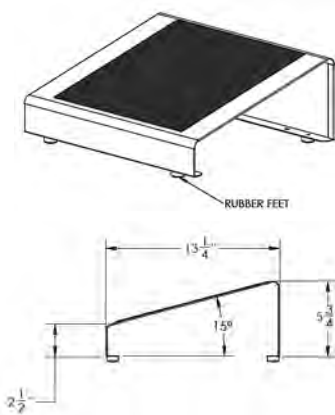
Foot Rest

Product Description

Marvel's Foot Rest offers a 15° tilt of the platform for improved comfort, posture, and ergonomics. You may now stretch your legs for increased circulation at your preferred height. The textured mat provides a sure grip surface. The steel frame is super tough and built to last. Four rubber feet keep the foot rest stable and protect the floor.

Includes

- One Foot Rest



Product Number	Description	Finish	Price
MFR16	Foot Rest	Black	\$98

Specifications:

- All steel foot rest - 18 gauge steel
- Fixed non-slip textured mat for comfort
- Textured powder coat is one of the most durable high quality finishes

Monitor Risers - NEW

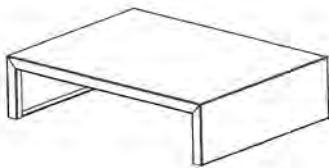
Steel Monitor Riser

Product Description

This monitor riser will raise your screen to a more comfortable viewing height. The one piece solid steel construction provides a solid platform and supports monitors up to 27".

Includes

- Monitor Riser



Product Number	Description	Finish	Price
MRMS1612	Steel Monitor Riser 16" x 12" x 4"	Black	\$71
MRMS2412	Steel Monitor Riser 24" x 12" x 4"	Black	\$79

Specifications:

- Steel monitor riser - 18 gauge steel
- Holds up to a 27" Monitor
- Holds up to 50 lbs.
- 24"W x 12"D x 4"H, or 16" x 12" x 4"
- Textured powder coat is one of the most durable high quality finishes.

Storage, Folding Training Tables, Ergonomic Accessories, Lighting and Electrical



Pricing and Ordering Specifications



THE MARVEL GROUP, INC
REGISTERED TO ISO 9001-2008
FILE NUMBER 10002902

Storage, Folding Training Tables, Ergonomic Accessories, Lighting and Electrical Contents

<i>General Product Information - Storage</i> _____	150
<i>Pedestal Description</i> _____	151
<i>Multiple Storage Options</i> _____	152-159
<i>Ensemble® Personal Storage</i> _____	160-161
<i>Folding Training Tables</i> _____	162
<i>Electronic Adjustable Tables</i> _____	163
<i>Ergonomic Accessories</i> _____	164-166
<i>Lighting</i> _____	167
<i>Electrical</i> _____	168

General Product Information - Storage

Versatile, easy to assemble, and built to last a lifetime – you won't find a better value anywhere!

Construction

Pencil Drawer:

- Steel construction.
- Ball bearing slides.
- Built-in compartments.

Pedestals:

- Heavy duty slides.

Storage Towers and Vertical Cabinets:

- Storage Towers include shelf storage, two pedestal file drawers, and a vertical coat closet.
- Vertical Cabinets include shelf storage above and two lateral file drawers below.

Lateral Files:

- 2, 3, 4 or 5 drawer configurations available.
- Interlocking system insures that only one drawer may be opened at a time.
- Drawers hold suspended files in letter, A4, or legal sizes.
- One Set of Lateral File Converters is included for front-to-back filing.
- Four leveling glides are included per cabinet.

Over Files:

- Allow for binder storage above Lateral File.
- Steel sliding doors are standard.
- Available in two heights: 14" and 28".
- Shelf included with 28" height Over File, adjustable in 1" increments.
- Lock and mounting brackets are included.

Product Characteristics

Pencil Drawer:

- Mounts using pilot holes in the underside of worksurfaces.

Pedestals:

- 22 gauge welded steel case. Cam lock.
- Drawers are constructed of 24 gauge steel with 6" wide recessed drawer pulls.
- Drawer options:
 - Three 6" drawers.
 - One 6" and one 12" drawer.
 - Two 6" drawers and one 12" drawer.
 - Two 12" drawers.

Storage Tower and Vertical Cabinet:

- No counter weights are needed.
- Locking File Drawers.

Lateral Files:

- Counter Balance Weight required if files are not ganged back-to-back or anchored to wall or floor.
- Steel drawer fronts with pull.

Over Files:

- Width must match the width of the Lateral File to which it is attached.

Product Dimensions

Pencil Drawer

	Interior	Exterior
Width	18-3/4"	19-1/2"
Depth	17-1/4"	19-3/4"
Height	2-1/4"	3"

Pedestals

	Hanging	Mobile
Width	14-3/4"	14-3/4"
Depth	19"	19", 23"
Height	21"	27"

Floor Supported

Width	14-3/4"
Depth	19", 23"
Height	27"

Lateral Files

Width	29-5/8", 35-5/8", 41-5/8"
Depth	19"
Height	28", 40", 52"

Over Files

Width	29-5/8", 35-5/8", 41-5/8"
Depth	19"
Height	14", 28"

Storage Components and filing can be keyed alike upon request

Availability

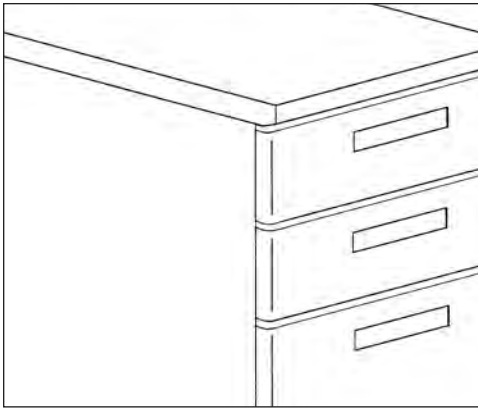
All items are 4-week ship except where noted as 5-day ship.

Pedestal Description

Marvel® Pedestals are available with 2 distinctive DRAWER FRONT options

- Modular Workstations (MW) Round Edge
- Zapf® Edge

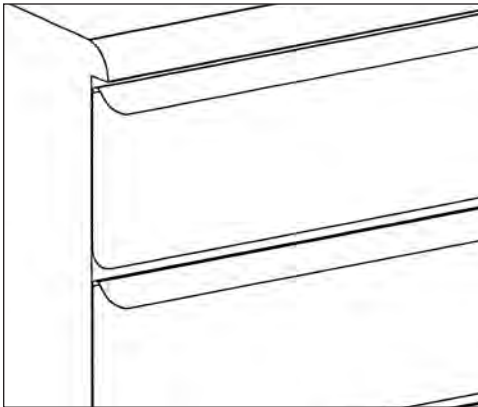
Each can be purchased as hanging pedestals, floor supported pedestals or mobile pedestals



Round Edge Pedestal Drawer Features:

- Rounded edges on drawer front corners
- Attractive, scratch-resistant powder coated textured finish
- Box drawer is 3/4 extension
- File drawer is full extension
- Two adjustable hanger bars per file drawer
- Locking drawers with 2 keys included

Shown as MS numbers



Zapf® Edge Pedestal Drawer Features:

- Single wall steel construction drawer fronts
- Zapf radius edge full pull handle is ergonomically convenient
- Textured powder coated finish keeps clean easily
- Box drawer is 3/4 extension
- File drawer is full extension
- Two adjustable hanger bars per file drawer
- Locking drawers with 2 keys included
- Also available as a Cushion Seat Mobile Pedestal, see page 157

Shown as ZS numbers

Multiple Storage Options

Specify in Order:

1. Product Number
2. Finish
3. Quantity

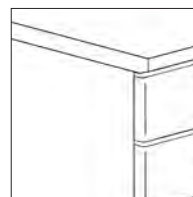
Round Edge Pedestals - Use with MW Workstations

Product Description

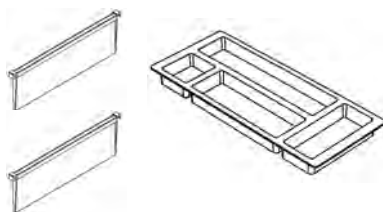
Premium Storage and filing space for underneath worksurfaces.

Includes

- One Pedestal File - Steel Construction
- Two Adjustable Hanger Bars per File Drawer
- Lock with Two Keys
- Mobile Pedestal includes four Casters (Kit)
- Assembly Hardware



Width	Depth	Height	Type	Round Edge	Price
Hanging 20" Deep					
14.75"	19"	21"	Box/Box/Box	MSHPBBB20R	\$835
14.75"	19"	21"	Box/File	MSHPBF20R	\$748
Floor Supported 20" Deep					
14.75"	19"	27"	Box/Box/File	MSFPBBF20R	\$951
14.75"	19"	27"	File/File	MSFPFF20R	\$835
Floor Supported 24" Deep					
14.75"	23"	27"	Box/Box/File	MSFPBBF24R	\$1,053
14.75"	23"	27"	File/File	MSFPFF24R	\$934
Mobile Kit for 20" deep pedestals		Convert a floor supported pedestal to a mobile pedestal			
Conversion Kit				MSMPKIT20S	\$213
Mobile Kit for 24" deep pedestals		Convert a floor supported pedestal to a mobile pedestal			
Conversion Kit				MSMPKIT24S	\$213
Divider/Tray Combo		Pencil Tray and Divider Package		MSPDTD	\$30
Additional Pedestal					
Box Drawer Dividers		Pack of 5 Dividers		MSPDD5	\$88



Planning Tips:

- Heavy duty steel ball bearing slides
- Mount to threaded metal inserts under worksurface
- Recessed drawer pulls are 6" wide
- Floor supported or mobile pedestals do not fit under 27" high tables
- If mobile unit is desired: Floor supported unit and appropriate mobile kit must be ordered
- 23" deep Pedestals can only be used under 30" deep Modular Workstations worksurfaces
- Divider/Tray Combo and Box Drawer Dividers available in dark neutral color

Specify in Order:

1. Product Number
2. Finish
3. Laminate/Edge (Top Only)
4. Quantity



Multiple Storage Options

Lateral Files*

Product Description

Lateral file for high density filing.

Includes

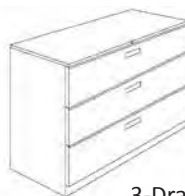
- Adjustable Glides
- One Adjustable Hanger Bar per File Drawer
- Lock with Two Keys
- Two lateral converters per lateral file
- Assembly Hardware

Product Number	# Drawers	Width	Depth	Height	Price
MSLF230	Two Drawers	30"	19"	28"	\$1,051
MSLF236	Two Drawers	36"	19"	28"	\$1,136
MSLF242	Two Drawers	42"	19"	28"	\$1,199
MSLF330	Three Drawers	30"	19"	40"	\$1,381
MSLF336	Three Drawers	36"	19"	40"	\$1,467
MSLF342	Three Drawers	42"	19"	40"	\$1,534
MSLF430	Four Drawers	30"	19"	52"	\$1,746
MSLF436	Four Drawers	36"	19"	52"	\$1,829
MSLF442	Four Drawers	42"	19"	52"	\$1,884
MSLF530	Five Drawers	30"	19"	66"	\$2,072
MSLF536	Five Drawers	36"	19"	66"	\$2,163
MSLF542	Five Drawers	42"	19"	66"	\$2,252

* Four Week Ship



2-Drawer



3-Drawer



4-Drawer



5-Drawer

Planning Tips:

- COUNTERWEIGHT MUST BE SPECIFIED FOR STABILITY IF FILE IS NOT GANGED BACK-TO-BACK OR ANCHORED TO THE WALL OR FLOOR
- Two drawer 28" height file can fit under a 29" high worksurface
- Drawers hold suspended files in letter, A4, and legal sizes
- Can be converted to front-to-back filing with lateral file converters. page 154
- Interlocking system allows only one drawer to be opened at a time

Lateral File Top

Product Description

Laminated top with edge option on user side.

Includes

- 20" Deep laminate top
- Add worksurfaces to Lateral File tops to complement furniture



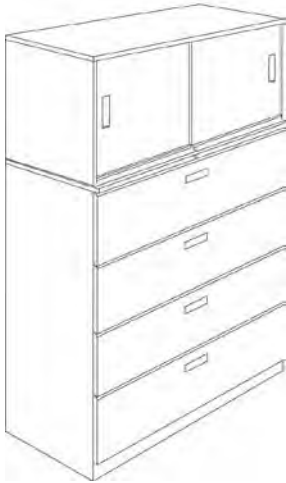
Square Edge Product Number	Width	Depth	Price	Bull Nose Product Number	Price
ZSSLF30	30"	20"	\$184	ZSTLF30	\$210
ZSSLF36	36"	20"	\$194	ZSTLF36	\$219
ZSSLF42	42"	20"	\$220	ZSTLF42	\$247
ZSSLF60	60"	20"	\$235	ZSTLF60	\$260
ZSSLF72	72"	20"	\$252	ZSTLF72	\$284

Multiple Storage Options

Specify in Order:

1. Product Number
2. Finish
3. Quantity

MW 4 High Lateral File with Overfile*



Product Description

4 High Lateral File for high density filing in three widths and two overfile cabinet sizes. Sliding doors provide easy access to top filing cabinet.

Includes

- 4 Drawer Lateral File Section
- 1 Overfile Cabinet in 14" or 28" height
- One adjustable Hanger Bar per File Drawer
- Lock on Lateral Drawers and Sliding Overfile Doors
- Adjustable Slides
- Two lateral converters per lateral file
- Lock can be keyed alike with other lockable components
- Assembly Hardware

Product Number	Description	Width	Depth	Height	Price
MSLF430/MSOF3014	4 High Lateral File w/ 14"Overfile	30"	19"	28"	\$2,251
MSLF436/MSOF3614	4 High Lateral File w/ 14"Overfile	36"	19"	28"	\$2,340
MSLF442/MSOF4214	4 High Lateral File w/ 14"Overfile	42"	19"	28"	\$2,432
MSLF430/MSOF3028	4 High Lateral File w/ 28"Overfile	30"	19"	40"	\$2,379
MSLF436/MSOF3628	4 High Lateral File w/ 28"Overfile	36"	19"	40"	\$2,471
MSLF442/MSOF4228	4 High Lateral File w/ 28"Overfile	42"	19"	40"	\$2,566

Planning Tips:

- COUNTERWEIGHT MUST BE SPECIFIED FOR STABILITY IF FILE IS NOT GANGED BACK-TO-BACK OR ANCHORED TO THE WALL OR FLOOR
- Drawers hold suspended files in letter, A4, and legal sizes
- Can be converted to front-to-back filing with lateral file converters (below)
- Interlocking system allows only one drawer to be opened at a time

* Four Week Ship

Counter Balance Weight



Product Description

Balance Lateral Files if not ganged back-to-back to a wall or the floor.

Includes

- One Counterweight

Product Number	Description	Width	Depth	Height	Price
MSCW30	Counter Balance Weight	30"	19"	1"	\$150
MSCW36	Counter Balance Weight	36"	19"	1"	\$170
MSCW42	Counter Balance Weight	42"	19"	1"	\$192

Planning Tips:

- Is required to stabilize lateral files in free-standing applications
- Counter balance weight must match file width

Lateral File Converters



Product Description

Convert Lateral file drawer for front-to-back filing.

Includes

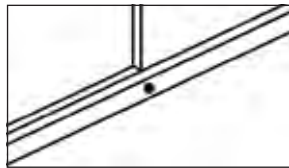
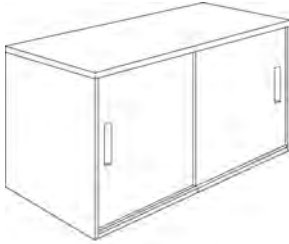
- Two Lateral File Converters

Product Number	Description	Width	Price
MSFC15	Lateral File Converters	15"	\$60

Planning tips: Use one set per drawer for front to back filing

Specify in Order:

1. Product Number
2. Finish
3. Laminate (Ped Option)
4. Quantity



Detail of Lock

Overfiles*

Product Description

Extra storage for above Lateral Files

Includes

- One Overfile
- Two sliding doors with lock
- 28" Height has interior shelf
- Mounting Hardware

Product Number	Description	Width	Depth	Height	Price
MSOF3014	Overfile with sliding doors	30"	19"	14"	\$504
MSOF3614	Overfile with sliding doors	36"	19"	14"	\$511
MSOF4214	Overfile with sliding doors	42"	19"	14"	\$547
MSOF3028	Overfile with sliding doors	30"	19"	28"	\$633
MSOF3628	Overfile with sliding doors	36"	19"	28"	\$642
MSOF4228	Overfile with sliding doors	42"	19"	28"	\$681

* Four Week Ship

Planning Tips:

- Accommodates large binders or tall books
- Order to match width of Lateral File
- Can also be used under 29" worksurfaces for additional storage, (cannot be used under 27" worksurfaces)
- Lock can be keyed alike with other lockable components

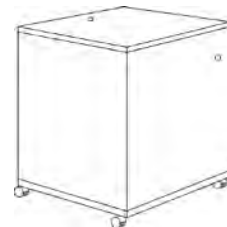
Printer/Machine Stand

Product Description

Mobile cabinet has slide-out storage drawer, storage shelf. Use adjacent to a workstation to hold a laser printer and store supplies.

Includes

- Cam lock and two keys
- Adjustable Shelf
- Slide out drawer
- 2" Top and Back Grommets
- Four dual wheelcasters (two lock)
- Only available in Black



Product Number	Description	Width	Depth	Height	Price
MPFC2226/BK	Printer / Machine Stand	22"	22"	26"	\$769

Floor Supported Pedestal with Pull-out Writing Tray

Product Description

Includes a convenient 12" x 17" pull-out writing tray, pencil drawer, box drawer and file drawer.

Includes

- One Pedestal File, steel construction
- Pull-out Writing Tray
- Lock with two keys
- Assembly hardware

Finished Metal Front Product Number	Description	Depth	Height	Price	Laminate Front Product Number	Price
ZSFSPBF19	Tray Pedestal	19"	27"	\$675	ZSFSPBF19L	\$958
ZSFSPBF23	Tray Pedestal	23"	27"	\$709	ZSFSPBF23L	\$975

Planning Tips:

- Mount to threaded metal insters under worksurface
- Anchor pedestal to panel with Ped-to-Panel Bracket, see page 77
- Lock can be keyed alike with other lockable components



With writing tray extended



Multiple Storage Options

Specify in Order:

1. Product Number
2. Finish
3. Laminate / Edge
4. Quantity

Zapf® Pedestals

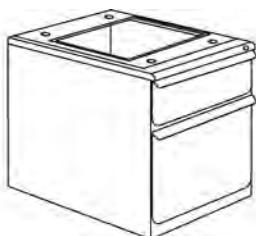
Product Description

Affordable Storage and filing space for underneath worksurfaces.

Includes

- One Pedestal File - Steel Construction
- Two Adjustable Hanger Bars per File Drawer
- Lock with Two Keys
- Mobile Pedestal includes four Casters
- Assembly Hardware

- Box Drawer Dimensions
4.25"H x 21"D x 12"W
- File Drawer Dimensions
9.5"H x 21"D x 12"W



Finished Metal Front Product Number	Type	Width	Depth	Height	Price	Laminate Front Product Number	Price
Hanging							
ZSHPBF	Box/File	15"	19"	20"	\$562	ZSHPBFL	\$826
Floor Supported							
ZSFPBBF19	Box/Box/File	15"	19"	27"	\$602	ZSFPBBF19L	\$1,097
ZSFPBBF23	Box/Box/File	15"	23"	27"	\$618	ZSFPBBF23L	\$1,131
ZSFPFF19	File/File	15"	19"	27"	\$602	ZSFPFF19L	\$922
ZSFPFF23	File/File	15"	23"	27"	\$618	ZSFPFF23L	\$943
Mobile							
ZSMPBBF19	Box/Box/File	15"	19"	27"	\$668	ZSMPBBF19L	\$1,211
ZSMPBBF23	Box/Box/File	15"	23"	27"	\$690	ZSMPBBF23L	\$1,246
ZSMPFF19	File/File	15"	19"	27"	\$668	ZSMPFF19L	\$1,211
ZSMPFF23	File/File	15"	23"	27"	\$690	ZSMPFF23L	\$1,246

Laminate Pedestal Tops

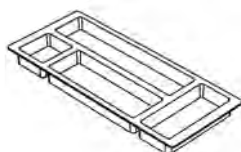
Product Number	Description	Width	Depth	Price
ZSSPT20	Square Edge Pedestal Tops	15"	20"	\$121
ZSSPT24	Square Edge Pedestal Tops	15"	24"	\$151
ZSTPT20	Bull-Nose Pedestal Tops	15"	20"	\$129
ZSTPT24	Bull-Nose Pedestal Tops	15"	24"	\$156

Additional Pedestal

MSPDD5	Pack of 5 Dividers	Box Drawer Dividers	\$88
--------	--------------------	---------------------	------

Planning Tips:

- Heavy duty steel ball bearing slides
- Mount to threaded metal inserts under worksurface
- Floor supported or mobile pedestals do not fit under 27" high tables
- Anchor pedestal to panel with Ped-to-Panel Bracket, see page 77
- 23" deep Pedestals can only be used under 30" deep Modular Workstations worksurfaces
- Use 20" deep tops for 19" deep pedestals, 24" deep tops for 23" pedestals
- Select drawer front laminates from Marvel Standard Laminates
- Divider/Tray Combo and Box Drawer Dividers available in dark neutral color
- Call 800-621-8846 for non-standard laminated drawer front pricing



Specify in Order:

1. Product Number
2. Finish
3. Fabric
4. Laminate / Edge
5. Quantity

Multiple Storage Options



Mobile Pedestal with Seat Cushion Top

Product Description

Mobile filing and storage cabinet with attractive upholstered padded seat cushion and durable fabric handle for ease of mobility.

Includes

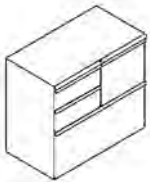
- 23" High, 15" wide locking box drawer and file drawer
- Cushioned seat top
- On 4 casters with convenient handle

- Box Drawer Dimensions
4.25"H x 21"D x 12"W
- File Drawer Dimensions
9.5"H x 21"D x 12"W

Product Number	Description	Depth	Height	Grade 1 Price	Grade 2 Price	Grade 3 Price
ZSMPBF19C	Box/File Mob. Ped w/ Seat	19"	23"	\$773	\$804	\$939
ZSMPBF23C	Box/File Mob. Ped w/ Seat	23"	23"	\$791	\$823	\$962
With Laminate Fronts						
ZSMPBF19CL	Box/File Mob. Ped w/ Seat	19"	23"	\$1,038	\$1,068	\$1,235
ZSMPBF23CL	Box/File Mob. Ped w/ Seat	23"	23"	\$1,056	\$1,088	\$1,252

Specifications:

- Top fabric to match chair fabrics
- Call 800-621-8846 for non-standard laminated drawer front pricing



Lateral Pedestals

Product Description

Multi-purpose Filing Cabinet featuring one full depth hanging Lateral File, one full depth Hanging File, and two box drawers.

Includes

- 28" High, 20" deep lockable cabinet with file drawer

Product Number	Type	Width	Depth	Price
ZSLP19	Lateral Pedestal	30"	20"	\$1,305

Specifications:

- Counter weights are required when not used under worksurfaces
- Drawer configurations may be switched in the field

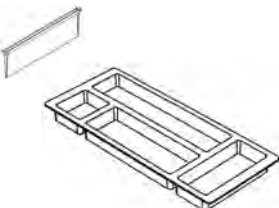
Lateral File Top

Product Description

Laminated Top with edge option on user side.

Includes

- 20" Deep Laminate Top




Square Edge Product Number	Description	Width	Depth	Price	Bull-Nose Product Number	Price
ZSSLF30	Lateral File Top	30"	20"	\$184	ZSTLF30	\$210
ZSSLF36	Lateral File Top	36"	20"	\$194	ZSTLF36	\$219
ZSSLF42	Lateral File Top	42"	20"	\$220	ZSTLF42	\$247
ZSSLF60	Lateral File Top	60"	20"	\$235	ZSTLF60	\$260
ZSSLF72	Lateral File Top	72"	20"	\$252	ZSTLF72	\$284
Product Number	Divider/Tray Combo				Price	
MSPDTD	Pencil Tray and Divider Package				\$30	

Multiple Storage Options

Specify in Order:

1. Product Number
2. Finish
4. Laminate / Edge
5. Quantity



Zapf® 4 High Lateral File with Overfile*

Product Description

4 High Lateral File for high density filing in three widths and two overfile cabinet sizes. Sliding doors provide easy access to top filing cabinet.

Includes

- 4 Drawer Lateral File Section
- 1 Overfile Cabinet in 14" or 28" height
- One Adjustable Hanger Bar per File Drawer
- Lock on Lateral Drawers and Sliding Overfile Doors, keyed differently for security unless specified
- Adjustable Slides
- Two lateral converters per lateral file
- Assembly Hardware

Product Number	Description	Width	Depth	Height	Price
ZSLF430/MSOF3014	4 High Lateral File w/ 14"Overfile	30"	19"	66"	\$2,091
ZSLF436/MSOF3614	4 High Lateral File w/ 14"Overfile	36"	19"	66"	\$2,182
ZSLF442/MSOF4214	4 High Lateral File w/ 14"Overfile	42"	19"	66"	\$2,359
ZSLF430/MSOF3028	4 High Lateral File w/ 28"Overfile	30"	19"	80"	\$2,221
ZSLF436/MSOF3628	4 High Lateral File w/ 28"Overfile	36"	19"	80"	\$2,311
ZSLF442/MSOF4228	4 High Lateral File w/ 28"Overfile	42"	19"	80"	\$2,492

Planning Tips:

- COUNTERWEIGHT MUST BE SPECIFIED FOR STABILITY IF FILE IS NOT GANGED BACK-TO-BACK OR ANCHORED TO THE WALL OR FLOOR
- Drawers hold suspended files in letter, A4, and legal sizes
- Can be converted to front-to-back filing with lateral file converters, page 154
- Interlocking system allows only one drawer to be opened at a time

* Four Week Ship

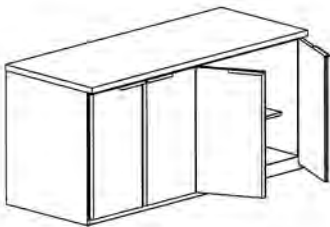
Zapf® Credenza*

Product Description

4-Door Credenza for use with Zapf Freestanding Workstations, Zapf Systems Furniture, or on it's own. Includes laminate top and four locking metal doors.

Includes

- Fully assembled credenza
- Two adjustable shelves



Product Number	Description	Width	Depth	Height	Price
ZSSC6024	Laminate Top Credenza	60"	19"	29"	\$1,774
ZSSC7224	Laminate Top Credenza	72"	19"	29"	\$1,979

* Four Week Ship

Counter Balance Weight

Product Description

Balance Lateral Files if not ganged back-to-back to a wall or the floor.

Includes

- One Counterweight



Product Number	Description	Width	Depth	Height	Price
MSCW30	Counterweight	30"	19"	1"	\$150
MSCW36	Counterweight	36"	19"	1"	\$170
MSCW42	Counterweight	42"	19"	1"	\$192

Planning Tips:

- Is required to stabilize lateral files in free-standing applications
- Counter balance weight must match file width

Specify in Order:

1. Product Number
2. Finish
3. Laminate
4. Quantity

Multiple Storage Options

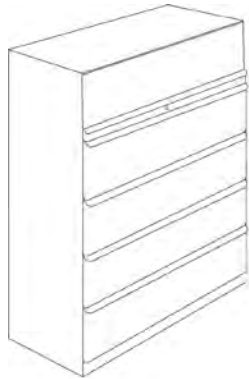
Zapf® Lateral Files

Product Description

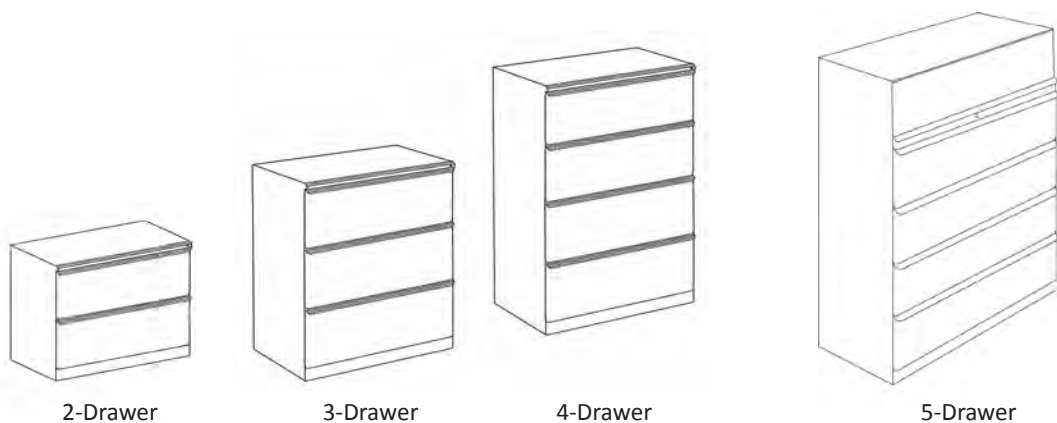
Lateral file for high density filing in two, three, and four drawer cabinets.

Includes

- Adjustable Glides
- One Adjustable Hanger Bar per File Drawer
- Lock with Two Keys
- Two lateral converters per lateral file



Product Number	Metal Fronts Description	Width	Depth	Height	Price	Product Number	Laminate Fronts Description	Price
ZSLF230	Two Drawer File	30"	19"	28"	\$810	ZSLF230L	w/Laminate Frt.	\$1,274
ZSLF236	Two Drawer File	36"	19"	28"	\$893	ZSLF236L	w/Laminate Frt.	\$1,297
ZSLF242	Two Drawer File	42"	19"	28"	\$1,033	ZSLF242L	w/Laminate Frt.	\$1,435
ZSLF330	Three Drawer File	30"	19"	40"	\$1,195	ZSLF330L	w/Laminate Frt.	\$1,638
ZSLF336	Three Drawer File	36"	19"	40"	\$1,277	ZSLF336L	w/Laminate Frt.	\$1,703
ZSLF342	Three Drawer File	42"	19"	40"	\$1,423	ZSLF342L	w/Laminate Frt.	\$1,855
ZSLF430	Four Drawer File	30"	19"	52"	\$1,587	ZSLF430L	w/Laminate Frt.	\$2,061
ZSLF436	Four Drawer File	36"	19"	52"	\$1,670	ZSLF436L	w/Laminate Frt.	\$2,157
ZSLF442	Four Drawer File	42"	19"	52"	\$1,811	ZSLF442L	w/Laminate Frt.	\$2,257
ZSLF530	Five Drawer File	30"	19"	65.75"	\$1,844	ZSLF530L	w/Laminate Frt.	\$2,413
ZSLF536	Five Drawer File	36"	19"	65.75"	\$2,042	ZSLF536L	w/Laminate Frt.	\$2,628
ZSLF542	Five Drawer File	42"	19"	65.75"	\$2,193	ZSLF542L	w/Laminate Frt.	\$2,805



Planning Tips:

- COUNTERWEIGHT MUST BE SPECIFIED FOR STABILITY IF FILE IS NOT GANGED BACK-TO-BACK OR ANCHORED TO THE WALL OR FLOOR
- Two drawer 28" height file can fit under a 29" high worksurface
- Drawers hold suspended files in letter, A4, and legal sizes
- Can be converted to front-to-back filing with lateral file converters, page 154
- Interlocking system allows only one drawer to be opened at a time
- Call 800-621-8846 for non-standard laminated drawer front pricing

Ensemble® Storage Towers

Zapf® Storage Towers

Specify in Order:

1. Product Number
2. Finish
3. Quantity

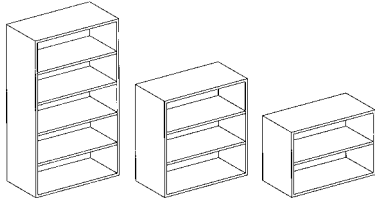
Ensemble® Bookcase*

Product Description

Bookcases for under worksurfaces or stand alone storage

Includes

- 27" High Bookcase includes one adjustable shelf (fits under a 29" high worksurface)
- 40" High Bookcase includes two adjustable shelves
- 65" High Bookcase includes four adjustable shelves



Product Number	Description	Width	Depth	Height	Price
MSBC236	One Adj. Shelf Bookcase	36"	14"	27"	\$355
MSBC336	Two Adj. Shelf Bookcase	36"	14"	40"	\$481
MSBC536	Four Adj. Shelf Bookcase*	36"	14"	65"	\$748

* Four Week Ship



Specify in Order:

1. Product Number
2. Finish
3. Quantity

Ensemble® Storage


Zapf® Personal Storage Tower*

Product Description

Personal Storage Tower features coat closet, cabinet with door above two box drawers, and a full extension file drawer.

Includes

- Cabinet and Coat Closet
- Two Box Drawers
- One File Drawer
- Lock and keys



Product Number	Description	Width	Depth	Height	Price
ZSAT24R	Right Closet File Tower	24"	24"	52"	\$1,688

Planning Tips:

- Right closet, place correctly for maximum opening of the closet.)

* Four Week Ship

Folding Tables

Specify in Order:

1. Product Number
2. Laminate
3. Quantity


Folding Table

Product Description

The Folding Training Table is available in two top shapes, rectangular in three widths, two depths, and trapezoidal in two depths and two widths. Tops are available in standard laminate colors. With black edge. Includes casters. Black finish base.

Includes

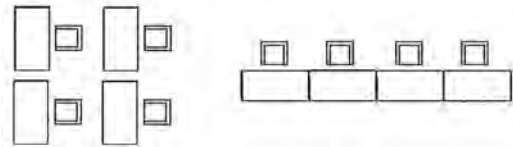
- 1 Folding Training Table, fully assembled, with casters
- Casters come 2 with brake, 2 non-brake
- Secure table dual locking system provides a safe, strong worksurface
- Wire management trough



Product Number	Description	Width	Depth	Height	Price
Rectangular Top					
MTFR4824	Rectangular Top Table	48"	24"	28"	\$758
MTFR6024	Rectangular Top Table	60"	24"	28"	\$855
MTFR7224	Rectangular Top Table	72"	24"	28"	\$950
MTFR4830	Rectangular Top Table	48"	30"	28"	\$786
MTFR6030	Rectangular Top Table	60"	30"	28"	\$884
MTFR7230	Rectangular Top Table	72"	30"	28"	\$977

* Four Week Ship

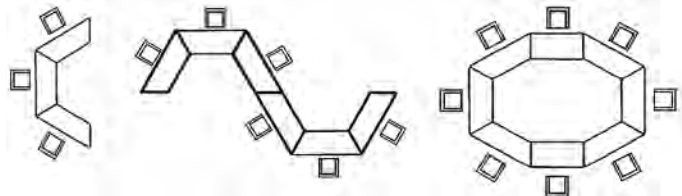
Rectangular Top Folding Table Configuration Suggestions



Product Number	Description	Width	Depth	Height	Price
Trapezoidal Top					
MTFT6024	Trapezoidal Top Table	60"	24"	28"	\$805
MTFT7224	Trapezoidal Top Table	72"	24"	28"	\$913
MTFT6030	Trapezoidal Top Table	60"	30"	28"	\$833
MTFT7230	Trapezoidal Top Table	72"	30"	28"	\$950

* Four Week Ship

Trapezoidal Top Folding Table Configuration Suggestions



Planning Tips:

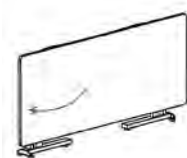
- Table folds easily for convenient storage
- Same depth tables will fit rectangular or trapezoidal end to end (illustration above)
- Folded size is 6" deep



Open position



Fold Legs Inward



Fold Down Top to Close

Specify in Order:

1. Product Number
2. Laminate / Edge
3. Quantity

Electronic Adjustable Tables

Electronic Adjustable Height Tables

Product Description

Electronic height adjustable tables feature an up/down control switch located under the front edge of the worksurface. Table height adjusts from 27.5" to 43.5". Optional control switch allows user to set three preset heights. Base has Black finish.

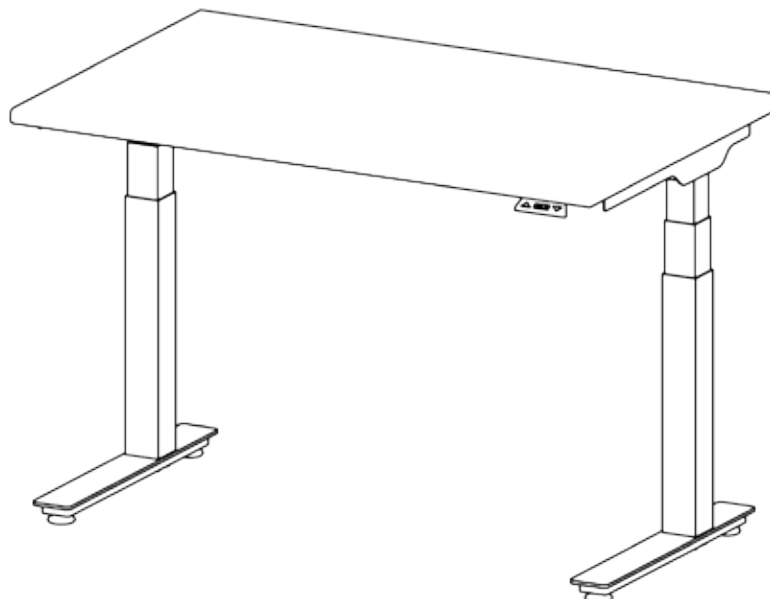
Includes

- Laminated table top with bull-nose edge on front of worksurface
- Height Control Switch (shown at right)
- Mechanized table base
- Assembly hardware



Rectangular Table with 2 Legs					
UEAR4824	Adj. Height Rect. Table	48"	24"	27.5" to 43.5"	\$2,683
UEAR4830	Adj. Height Rect. Table	48"	30"	27.5" to 43.5"	\$2,614
UEAR6024	Adj. Height Rect. Table	60"	24"	27.5" to 43.5"	\$2,891
UEAR6624	Adj. Height Rect. Table	66"	24"	27.5" to 43.5"	\$2,915
UEAR7224	Adj. Height Rect. Table	72"	24"	27.5" to 43.5"	\$2,945
UEAR6030	Adj. Height Rect. Table	60"	30"	27.5" to 43.5"	\$2,958
UEAR6630	Adj. Height Rect. Table	66"	30"	27.5" to 43.5"	\$2,985
UEAR7230	Adj. Height Rect. Table	72"	30"	27.5" to 43.5"	\$3,014
Equal Corner Table with 3 Legs					
UEAL7230	Adj. Height Corner Table	72", 72"	30"	27.5" to 43.5"	\$4,779

* Four - Six Week Lead Time

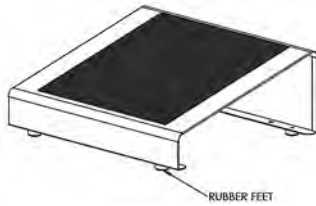


1. Product Number
2. Quantity

Marvel Foot Rest - NEW

Foot Rest

Product Description



Marvel's Foot Rest offers a 15° tilt of the platform for improved comfort, posture, and ergonomics. You may now stretch your legs for increased circulation at your preferred height. The textured mat provides a sure grip surface. The steel frame is super tough and built to last. Four rubber feet keep the foot rest stable and protect your floor.

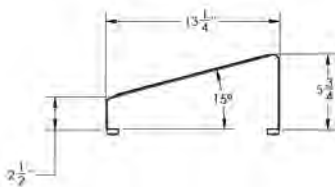
Includes

- One Foot Rest

Product Number	Description	Finish	Price
MFR16	Foot Rest	Black	\$98

Specifications:

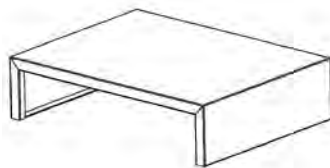
- All steel foot rest - 18 gauge steel
- Fixed non-slip textured mat for comfort
- Textured powder coat is one of the most durable high quality finishes



Monitor Risers - NEW

Steel Monitor Riser

Product Description



This monitor riser will raise your screen to a more comfortable viewing height. The one piece solid steel construction provides a solid platform and supports monitors up to 27".

Includes

- Monitor Riser

Product Number	Description	Finish	Price
MRMS1612	Steel Monitor Riser 16" x 12" x 4"	Black	\$71
MRMS2412	Steel Monitor Riser 24" x 12" x 4"	Black	\$79

Specifications:

- Steel monitor riser - 18 gauge steel
- Holds up to a 27" Monitor
- Holds up to 50 lbs.
- 24"W x 12"D x 4"H, or 16" x 12" x 4"
- Textured powder coat is one of the most durable high quality finishes.

Specify in Order:

1. Product Number
2. Quantity

Ergonomic Accessories

Pencil Drawer with Built-in Tray

Product Description

Recessed profile Pencil Drawer with built-in tray. Select from two widths. Available in dark neutral finish only.

Includes

- Built-in Pencil Tray
- Steel Construction
- Full Extension Slides



Product Number	Description	Width	Depth	Height	Price
MSPD19	Pencil Drawer	19"	19"	2.75"	\$166
MSPD25	Pencil Drawer	25"	19"	2.75"	\$174

Keyboard Drawer with Wrist Rest

Product Description

Keyboard Storage Drawer that locks in extended position.

Includes

- Soft foam molded polyurethane Wrist Rest
- Keyboard Storage Area is 23"W x 10"D x 2.75"H
- Full Extension Slides
- Dark Neutral finish



Product Number	Description	Width	Depth	Height	Price
MAKD22	Keyboard Drawer	23.75"	17"	2.75"	\$330

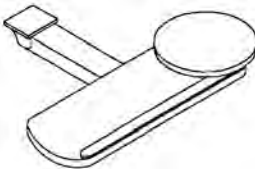
Keyboard Platforms

Product Description

Adjustable Support for Keyboards.

Includes

- Adjustable mechanism with platform and mouse tray with pad
- Mounting Hardware



Product Number	Description	Price
ZSAKTM	Articulating Keyboard Tray with Mouse Pad Tray	\$518

Planning Tips:

- ZSAKTM allows mouse pad tray to be mounted on left or right side
- Accommodates keyboard trays up to 22" x 7"

Accessories

Specify in Order:

1. Product Number
2. Quantity


Marker Board

Product Description

White erasable surface with Dark Neutral trim.

Includes

- Marker Board
- Mounting hardware and marker tray



Product Number	Description	Width	Height	Price
ZOMB3030	Zapf Marker Board	30"	30"	\$451
ZOMB4848	Zapf Marker Board	48"	48"	\$757

Planning Tips:

- For wall mounting marker board, see items below; Wall Hanger Strip ZCHS65 or ZCHS81

Wall Hanger Strip

Product Description

Select finish for wall hanger strip.

Includes

- Wall Hanger Strip



Product Number	Description	Width	Depth	Height	Price
ZCHS65	Wall Hanger Strip (Zapf)	1.625"	.875	65"	\$52
ZCHS81	Wall Hanger Strip (Zapf)	1.625"	.875	81"	\$73

Planning Tips:

- To mount one panel hung component from the wall, specify two Wall Hanger Strips
- To mount two adjacent panel hung components from the wall, specify three Wall Hanger Strips

Specify in Order:

1. Product Number
2. Quantity

Task Light

Product Description

Diffused light for use under Open Shelf or Flipper Door unit.

Includes

- One fluorescent tube
- Black finish
- 9-Foot long black cord
- Assembly Hardware

Product Number	Description	Width	Price
MOTL19	Task Light	19"	\$285
MOTL25	Task Light	25"	\$314
MOTL37	Task Light	37"	\$343
MOTL49	Task Light	49"	\$375

Planning Tips: Light attaches underneath shelf or flipper door units



LED Task Light

Product Description

Lighting mounts beneath Flipper Door unit.

Includes

- Instant on - Fade to off switch
- Black finish
- 12-Foot long black cord

Product Number	Description	Width	Price
MTLED19	LED Task Light	19"	\$312

Planning Tips: Light attaches underneath shelf or flipper door units



Chicago Task Light

Product Description

Special Task Light for use in the City of Chicago. Diffused light for use under Open Shelf or Flipper Door unit.

Includes

- One fluorescent tube
- 2-amp circuit breaker
- Black finish
- 9-Foot long black cord with 45° angle plug
- Assembly Hardware

Product Number	Description	Width	Price
MCTL19	Chicago Task Light	19"	\$369
MCTL25	Chicago Task Light	25"	\$406
MCTL37	Chicago Task Light	37"	\$434
MCTL49	Chicago Task Light	49"	\$458

Planning Tips: Light attaches underneath shelf or flipper door units



Counter Top Light

Product Description

Lighting mounts beneath Counter Top surface.

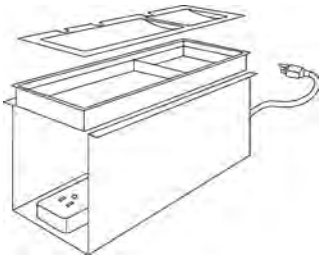
Includes

- One fluorescent tube
- Black finish
- 9-Foot long black cord

Product Number	Description	Width	Price
MTSL22	Counter Top Light	22"	\$240



Electrical



Specify in Order:

1. Product Number
2. Quantity

Power Box and Grommet

Product Description

Adds power to worksurface with six outlets. For use with Modular Workstations, Zapf and Zapf Freestanding. Dark Neutral finish on box.

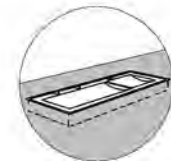
Includes

- One Wire Management Box 12"W x 4"D x 6"H
- 6-Outlet Power Strip with circuit breaker
- One 12" injection molded Plastic Cover with recessed compartments and wire access ports
- Assembly Hardware
- **Template Included For Field Installation**

Product Number	Description	Width	Height	Price
MEWB1204	Power Box and Grommet	12"	4"	\$170

Planning Tips:

- Worksurface must be cut in field using the template provided
- Power Box is centered 3 ½" in from the back edge on MW
- Power Box is centered 7 ½" in from the back edge on Zapf and Zapf Freestanding
- Indicate Plastic Cover color
- Add \$45 for factory installation



Power Box and Grommet is level with the worksurface. Cover may be used as a pencil tray.

Node - **NEW**

Product Description

Adds power to worksurfaces that compliment a wide range of aesthetics. For use with Modular Workstations, Zapf and Zapf Freestanding.

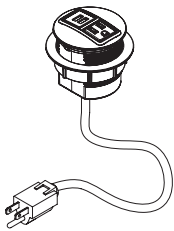
Includes

- 1 Power – 1 USB (2 ports)
- Spill-Proof Simplex
- 6 Ft. 15 amp cord (standard)
- **Template Included For Field Installation**

Product Number	Description	Width	Depth	Height	Price
MPU2P	Node	4"	3.25"	3.25"	\$283

Planning Tips:

- Worksurface must be cut in field using the template provided
- Verify Modesty Panel location prior to installation
- Add \$45 for factory installation



Power/Communication Pop-up Port

Product Description

Adds power to worksurface with six outlets. For use with Modular Workstations, Zapf and Zapf Freestanding. Dark Neutral finish on box.

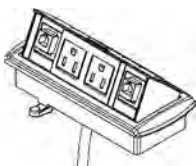
Includes

- 2 Simplexes
- 2 Voice/Data Ports
- Voice/Data Adapter Kit to accept voice/data couplers and jacks (couplers and jacks not included)
- 6 Ft. 15 amp cord (standard)
- **Template Included For Field Installation**

Product Number	Description	Width	Depth	Height	Price
MPCP	Power/Communication Pop-up Port	7"	2.5"	1.875"	\$270

Planning Tips:

- Worksurface must be cut in field using the template provided
- Verify Modesty Panel location prior to installation
- Add \$45 for factory installation



Mailroom Sorters / Literature Organizers

NEW - Putty / Oak Finish & 48" Wide Models

Pricing and Ordering Specifications

<i>60"W Mailroom Typicals</i>	_____	170-172
<i>60"W Tables / Risers / Sorters</i>	_____	173-174
<i>24" Risers / Sorters (for 60"W Models)</i>	_____	175
<i>48"W Mailroom Typicals</i>	_____	176-184
<i>48"W Tables / Risers / Sorters</i>	_____	185-186
<i>24" Risers / Sorters (for 48"W Models)</i>	_____	187-188
<i>Vertical Mail Sorters</i>	_____	189-190
<i>Vertical Storage Cabinet / Accessories</i>	_____	191



THE MARVEL GROUP, INC
REGISTERED TO ISO 9001-2008
FILE NUMBER 10002902

Mailroom / Utility Furniture

Typical Applications - 60" Wide

Specify in Order:

1. Product Number
2. Finish
3. Quantity

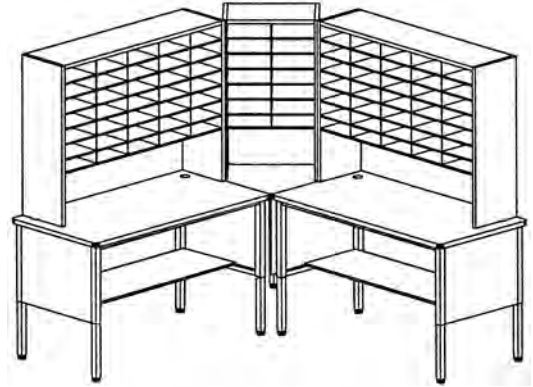
All typicals available in black or gray textured powder coated finish with gray laminate worksurface, or putty textured powder-coat finish with oak look laminate worksurface. Worksurfaces adjust from 28" to 36" tall with adjustable legs.

Typical UTIL0010 - Black | UTIL0011 - Gray | UTIL0040 - Putty

84 - 3" x 11" Fixed sorter pockets
Size: 90"W x 90"D x 70"H - 78"H
90" Corner to end (both sides)
Table top is 30"D
Open Shelves

Price

\$4,356

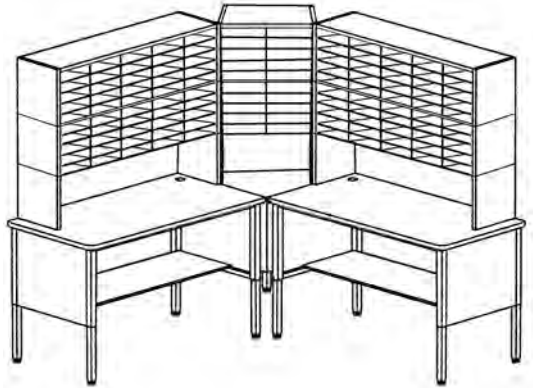


Typical UTIL0012 - Black | UTIL0013 - Gray | UTIL0041 - Putty

120 - 3" x 11" Adjustable sorter pockets
Size: 90"W x 90"D x 76"H - 84"H
90" Corner to end (both sides)
Table top is 30"D
Open Shelves

Price

\$6,705

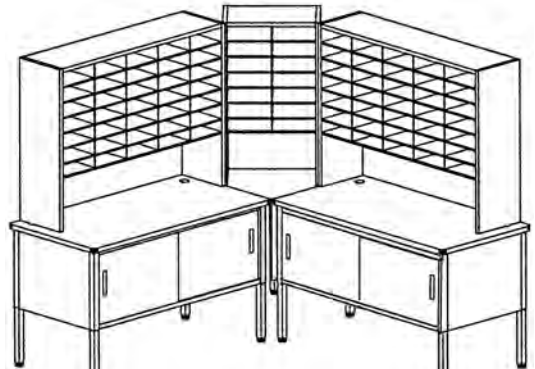


Typical UTIL0014 - Black | UTIL0015 - Gray | UTIL0042 - Putty

84 - 3" x 11" Fixed sorter pockets
Size: 90"W x 90"D x 70"H - 78"H
90" Corner to end (both sides)
Table top is 30"D
Sliding doors

Price

\$4,856

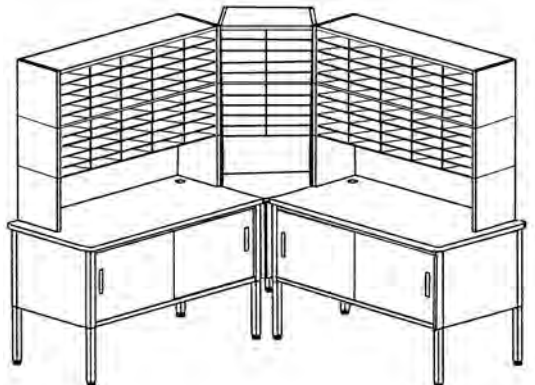


Typical UTIL0016 - Black | UTIL0017 - Gray | UTIL0043 - Putty

120 - 3" x 11" Adjustable sorter pockets
Size: 90"W x 90"D x 76"H - 84"H
90" Corner to end (both sides)
Table top is 30"D
Sliding doors

Price

\$7,208



Specify in Order:

1. Product Number
2. Finish
3. Quantity

Mailroom / Utility Furniture Typical Applications - 60" Wide

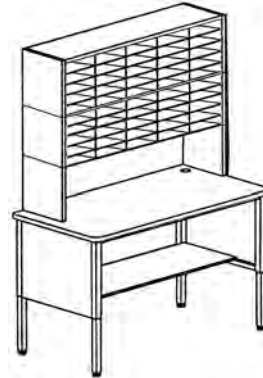
All typicals available in black or gray textured powder coated finish with gray laminate worksurface, or putty textured powdercoat finish with oak look laminate worksurface. Worksurfaces adjust from 28" to 36" tall with adjustable legs.

Typical UTIL0018 - Black | UTIL0019 - Gray | UTIL0044 - Putty

50 - 3" x 11" Adjustable sorter pockets
Size: 60"W x 30"D x 76"H (adjusts to 84"H)
Open Shelf

Price

\$2,436

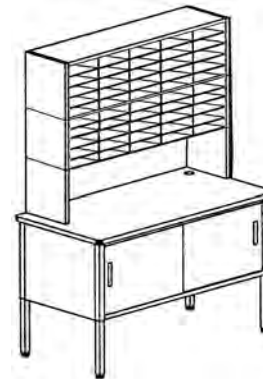


Typical UTIL0020 - Black | UTIL0021 - Gray | UTIL0045 - Putty

50 - 3" x 11" Adjustable sorter pockets
Size: 60"W x 30"D x 76"H (adjusts to 84"H)
Sliding doors

Price

\$2,687



Typical UTIL0022 - Black | UTIL0023 - Gray | UTIL0046 - Putty

25 - 3" x 11" Adjustable sorter pockets
Size: 60"W x 30"D x 60"H (adjusts to 68"H)
Open Shelf

Price

\$1,877



Typical UTIL0024 - Black | UTIL0025 - Gray | UTIL0047 - Putty

25 - 3" x 11" Adjustable sorter pockets
Size: 60"W x 30"D x 60"H (adjusts to 68"H)
Sliding doors

Price

\$2,126



Mailroom / Utility Furniture

Typical Applications - 60" Wide

Specify in Order:

1. Product Number
2. Finish
3. Quantity

All typicals available in black or gray textured powder coated finish with gray laminate worksurface, or putty textured powdercoat finish with oak look laminate worksurface. Worksurfaces adjust from 28" to 36" tall with adjustable legs.

Typical UTIL0026 - Black | UTIL0027 - Gray | UTIL0048 - Putty

25 - 3" x 11" adjustable sorter pockets
Size: 60"W x 30"D x 44"H (adjusts to 52"H)
Open Shelf



Price
\$1,446

Typical UTIL0028 - Black | UTIL0029 - Gray | UTIL0049 - Putty

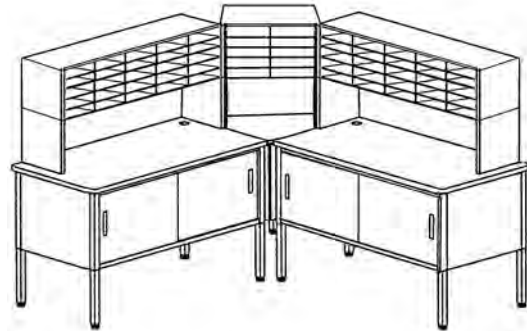
25 - 3" x 11" adjustable sorter pockets
Size: 60"W x 30"D x 44"H (adjusts to 52"H)
Sliding doors



Price
\$1,697

Typical UTIL0030 - Black | UTIL0031 - Gray | UTIL0050 - Putty

60 - 3" x 11" adjustable sorter pockets
Size: 90"W x 90"D x 60"H (adjusts to 68"H)
90" Corner to end (both sides)
Table top is 30"D
Sliding doors



Price
\$5,638

Typical UTIL0032 - Black | UTIL0033 - Gray | UTIL0051 - Putty

60 - 3" x 11" adjustable sorter pockets
Size: 90"W x 90"D x 44"H (adjusts to 52"H)
90" Corner to end (both sides)
Table top is 30"D
Sliding doors



Price
\$4,501

Specify in Order:

1. Product Number
2. Finish
3. Quantity

Mailroom / Utility Furniture Tables

All tables are available in black or gray textured powder coated finish with gray laminate worksurface, or putty textured powdercoat finish with oak look laminate worksurface. Worksurfaces adjust from 28" to 36" tall with adjustable legs.



Sorting Table with Shelf, 60"W

Product Description

Sorting Table for use with mail sorting components or utilitarian use. Features durable, easy clean high pressure laminate top. Table height adjusts from 28" to 36". Color options: platinum color laminate with slate gray edge, black or gray textured finish. Laminate is oak finish with the putty textured finish.

Includes

- 60" x 30" Table
- Bottom Shelf
- Two Grommets
- Leveling Glides

Product Number	Description	Width	Depth	Height	Price
UTSTS6030	Sorting Table with Shelf	60"	30"	28" to 36"	\$886

Planning Tips:

- Use with individual Riser and/or Sorters with adjustable shelves
- Table height adjusts from 28" to 36"



Sorting Table with Sliding Doors and Shelf, 60"W

Product Description

Sorting Table for use with mail sorting components or utilitarian use. Features durable, easy clean high pressure laminate top, locking sliding doors and an interior shelf. Table height adjusts from 28" to 36".

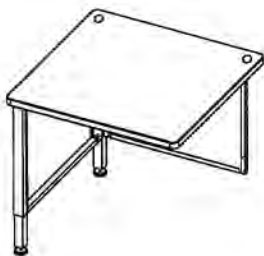
Includes

- 60" x 30" Table
- Two sliding, locking doors
- Two interior shelves, 1 adjustable
- Two Grommets
- Leveling Glides

Product Number	Description	Width	Depth	Height	Price
UTSTE6030	Sorting Table with Shelf	60"	30"	28" to 36"	\$1,136

Planning Tips:

- Use with individual Riser and/or Sorters with adjustable shelves
- Table height adjusts from 28" to 36"



Corner Table

Product Description

30" Square Corner Table for support of 24" Sorter in corner applications.

Includes

- Corner Table
- Two grommets
- Leveling Glides

Product Number	Description	Width	Depth	Height	Price
UTCR30	Corner Table	30"	30"	28" to 36"	\$659

Planning Tips:

- Use in corner application to support 24"
- Table height is adjustable from 28" to 36"
- Sorter Includes brackets to attach to Marvel Sorter Tables

Mailroom / Utility Furniture

60" Wide for 60" Tables

Specify in Order:

1. Product Number
2. Finish
3. Quantity

Available in black, gray or putty textured powder coated finish textured powdercoat finish.



Sorter with Riser, 60"W

Product Description

Sorter with built-in Riser. 35 Equal size cubby holes for Utility Sorter w/riser sorting.

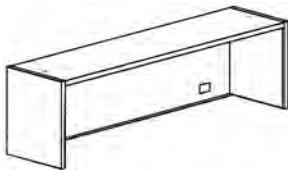
Includes

- Fits 60" wide Utility Sorting Tables
- 35 Sorting sections

Product Number	Description	Width	Depth	Height	Price
UTSR60	Utility Sorter w/Riser	60"	14"	42"	\$735

Planning Tips:

- Provides 13 ½" between worksurface and bottom shelf
- Use on Utility Tables for convenient mail sorting



Riser, 60"W

Product Description

Riser for use on 60" Sorting Tables. Use to support Sorters with Adjustable Shelves.

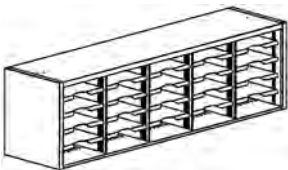
Includes

- Riser
- Two electrical access knockouts

Product Number	Description	Width	Depth	Height	Price
UTRA60	Riser	60"	14"	16"	\$431

Planning Tips:

- Use on Sorting Tables to support Utility Sorters with adjustable shelves



Sorter with Adjustable Shelves, 60"W

Product Description

Sorters feature adjustable sorter shelving. Easily adjusts to accommodate varied mail and packages.

Includes

- Sorter Cabinet
- 20 Adjustable Steel Shelf Inserts
- Allows up to 25 sorting sections

Product Number	Description	Width	Depth	Height	Price
UTSA60	Sorter w/Adjustable Shelves	60"	14"	16"	\$560

Planning Tips:

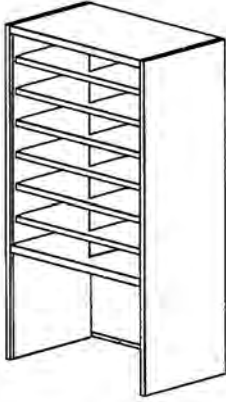
- Use on Sorting Tables to support Utility Sorters with adjustable shelves

Specify in Order:

1. Product Number
2. Finish
3. Quantity

Mailroom / Utility Furniture - 24" Wide for Corner Table / Adjustable Sorters

Available in black, gray or putty textured powder coated finish textured powdercoat finish.



Sorter with Riser, 24" Wide

Product Description

24" Wide Sorter/Riser for use on 30" Corner Table for corner applications.

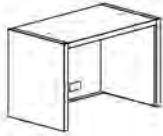
Includes

- 24" Utility Sorter with built-in Riser
- 14 Sorting sections

Product Number	Description	Width	Depth	Height	Price
UTSR24	Sorter w/Riser	24"	14"	42"	\$453

Planning Tips:

- Use in corner applications (matches 60"W units)



Riser, 24" Wide

Product Description

24" Wide Riser for use on 30" Corner Table for corner applications.

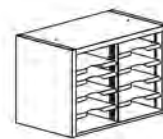
Includes

- 24" Steel Riser

Product Number	Description	Width	Depth	Height	Price
UTRA24	Riser	24"	14"	16"	\$278

Planning Tips:

- Use in corner applications with 24" Sorter (matches 60"W units)



Sorter with Adjustable Shelves, 24"W

Product Description

Sorters feature adjustable sorter shelving. Features 10 pockets with 8 adjustable shelves. 24" Wide steel Sorter for use on 30" Corner Table for corner applications. Easily adjusts to accommodate varied mail and packages.

Includes

- 8 Adjustable Shelves and one center divider
- 10 Sorting sections

Product Number	Description	Width	Depth	Height	Price
UTSA24	Utility Sorter w/Adjustable Shelves	24"	14"	16"	\$449

Planning Tips:

- Use in corner applications (matches 60"W units)

Additional Shelves for Utility Sorter

Product Description

Metal Shelves for adjustable utility sorter unit. Available in Black or gray textured finish.

Product Number	Description	Price
UTSH5	Pack of 5 Shelves	\$83

Planning Tips:

- Matches Adjustable Shelf Sorters. Not for use with 48"W units.

Mailroom / Utility Furniture

Typical Applications - 48" Wide

Specify in Order:

1. Product Number
2. Finish
3. Quantity

All typicals available in black or gray textured powder coated finish with gray laminate worksurface, or putty textured powder-coat finish with oak look laminate worksurface. Worksurfaces adjust from 28" to 36" tall with adjustable legs.

UTIL0052 - Add /BK Black - /AT Gray - / UT Putty

- 100 Sorter Pockets
- 16"H Risers with 2 Cable Management Knockouts each
- 2 Under Worksurface Lockable Storage Cabinets
- Adjustable interior shelf in each cabinet
- 5 Cable Management Grommets Included
- Leveling Glides on Each Leg
- Heavy Duty Steel Construction
- High Pressure Laminate
- 78"W x 78"D x 76-84"H
- 78" Corner to end (both sides)
- Table top is 30"D

Price

\$4,467



UTIL0053 - Add /BK Black - /AT Gray - / UT Putty

- 100 Sorter Pockets
- 16"H Risers with 2 Cable Management Knockouts each
- Open Shelves Under Worksurface, 42"W x 26"D x 18"H
- 5 Cable Management Grommets Included
- Leveling Glides on Each Leg
- Heavy Duty Steel Construction
- High Pressure Laminate
- 78"W x 78"D x 76-84"H
- 78" Corner to end (both sides)
- Table top is 30"D

Price

\$4,012



UTIL0054 - Add /BK Black - /AT Gray - / UT Putty

- 100 Sorter Pockets
- 16"H Risers with 2 Cable Management Knockouts each
- 5 Cable Management Grommets Included
- Leveling Glides on Each Leg
- Heavy Duty Steel Construction
- High Pressure Laminate
- 78"W x 78"D x 76-84"H
- 78" Corner to end (both sides)
- Table top is 30"D

Price

\$3,713



Specify in Order:

1. Product Number
2. Finish
3. Quantity

Mailroom / Utility Furniture Typical Applications - 48" Wide

All typicals available in black or gray textured powder coated finish with gray laminate worksurface, or putty textured powdercoat finish with oak look laminate worksurface. Worksurfaces adjust from 28" to 36" tall with adjustable legs.

UTIL0055 - Add /BK Black - /AT Gray - / UT Putty

- 50 Sorter Pockets
- 16"H Risers with 2 Cable Management Knockouts each
- 2 Under Worksurface Lockable Storage Cabinets
- Adjustable interior shelf in each cabinet
- 5 Cable Management Grommets Included
- Leveling Glides on Each Leg
- Heavy Duty Steel Construction
- High Pressure Laminate
- 78"W x 78"D x 60-68"H
- 78" Corner to end (both sides)
- Table top is 30"D

Price

\$4,246



UTIL0056 - Add /BK Black - /AT Gray - / UT Putty

- 50 Sorter Pockets
- 16"H Risers with 2 Cable Management Knockouts each
- Open Shelves Under Worksurface, 42"W x 26"D x 18"H
- 5 Cable Management Grommets Included
- Leveling Glides on Each Leg
- Heavy Duty Steel Construction
- High Pressure Laminate
- 78"W x 78"D x 60-68"H
- 78" Corner to end (both sides)
- Table top is 30"D

Price

\$3,790



UTIL0057- Add /BK Black - /AT Gray - / UT Putty

- 50 Sorter Pockets
- 16"H Risers with 2 Cable Management Knockouts each
- 5 Cable Management Grommets Included
- Leveling Glides on Each Leg
- Heavy Duty Steel Construction
- High Pressure Laminate
- 78"W x 78"D x 60-68"H
- 78" Corner to end (both sides)
- Table top is 30"D

Price

\$3,494



Mailroom / Utility Furniture

Typical Applications - 48" Wide

Specify in Order:

1. Product Number
2. Finish
3. Quantity

All typicals available in black or gray textured powder coated finish with gray laminate worksurface, or putty textured powder-coat finish with oak look laminate worksurface. Worksurfaces adjust from 28" to 36" tall with adjustable legs.

UTIL0058 - Add /BK Black - /AT Gray - / UT Putty

- 100 Sorter Pockets
- 2 Under Worksurface Lockable Storage Cabinets
- Adjustable interior shelf in each cabinet
- 5 Cable Management Grommets Included
- Leveling Glides on Each Leg
- Heavy Duty Steel Construction
- High Pressure Laminate
- 78"W x 78"D x 60-66"H
- 78" Corner to end (both sides)
- Table top is 30"D

Price

\$4,788



UTIL0059 - Add /BK Black - /AT Gray - / UT Putty

- 100 Sorter Pockets
- Open Shelves Under Worksurface, 42"W x 26"D x 18"H
- 5 Cable Management Grommets Included
- Leveling Glides on Each Leg
- Heavy Duty Steel Construction
- High Pressure Laminate
- 78"W x 78"D x 60-66"H
- 78" Corner to end (both sides)
- Table top is 30"D

Price

\$4,335



UTIL0060 - Add /BK Black - /AT Gray - / UT Putty

- 100 Sorter Pockets
- 5 Cable Management Grommets Included
- Leveling Glides on Each Leg
- Heavy Duty Steel Construction
- High Pressure Laminate
- 78"W x 78"D x 60-66"H
- 78" Corner to end (both sides)
- Table top is 30"D

Price

\$4,038



Specify in Order:

1. Product Number
2. Finish
3. Quantity

Mailroom / Utility Furniture Typical Applications - 48" Wide

All typicals available in black or gray textured powder coated finish with gray laminate worksurface, or putty textured powder coat finish with oak look laminate worksurface. Worksurfaces adjust from 28" to 36" tall with adjustable legs.

UTIL0061 - Add /BK Black - /AT Gray - / UT Putty

- 50 Sorter Pockets
- 2 Under Worksurface Lockable Storage Cabinets
- Adjustable interior shelf in each cabinet
- 5 Cable Management Grommets Included
- Leveling Glides on Each Leg
- Heavy Duty Steel Construction
- High Pressure Laminate
- 78"W x 78"D x 44-52"H
- 78" Corner to end (both sides)
- Table top is 30"D



Price

\$3,925

UTIL0062 - Add /BK Black - /AT Gray - / UT Putty

- 50 Sorter Pockets
- Open Shelves Under Worksurface, 42"W x 26"D x 18"H
- 5 Cable Management Grommets Included
- Leveling Glides on Each Leg
- Heavy Duty Steel Construction
- High Pressure Laminate
- 78"W x 78"D x 44-52"H
- 78" Corner to end (both sides)
- Table top is 30"D



Price

\$3,470

UTIL0063 Add /BK Black - /AT Gray - / UT Putty

- 50 Sorter Pockets
- 5 Cable Management Grommets Included
- Leveling Glides on Each Leg
- Heavy Duty Steel Construction
- High Pressure Laminate
- 78"W x 78"D x 44-52"H
- 78" Corner to end (both sides)
- Table top is 30"D



Price

\$3,173

Mailroom / Utility Furniture

Typical Applications - 48" Wide

Specify in Order:

1. Product Number
2. Finish
3. Quantity

All typicals available in black or gray textured powder coated finish with gray laminate worksurface, or putty textured powdercoat finish with oak look laminate worksurface. Worksurfaces adjust from 28" to 36" tall with adjustable legs.

UTIL0064 - Add /BK Black - /AT Gray - / UT Putty

- 40 Sorter Pockets
- 16"H Riser with 2 Cable Management Knockouts
- Under Worksurface Lockable Storage Cabinet, adjustable interior shelf
- 2 Cable Management Grommets Included
- Leveling Glides on Each Leg
- Heavy Duty Steel Construction
- High Pressure Laminate
- 48"W x 30"D x 76-84"H

Price

\$1,955



UTIL0065 - Add /BK Black - /AT Gray - / UT Putty

- 40 Sorter Pockets
- 16"H Riser with 2 Cable Management Knockouts
- Open Shelf Under Worksurface, 42"W x 26"D x 18"H
- 2 Cable Management Grommets Included
- Leveling Glides on Each Leg
- Heavy Duty Steel Construction
- High Pressure Laminate
- 48"W x 30"D x 76-84"H

Price

\$1,683



UTIL0066- Add /BK Black - /AT Gray - / UT Putty

- 40 Sorter Pockets
- 16"H Riser with 2 Cable Management Knockouts
- 2 Cable Management Grommets Included
- Leveling Glides on Each Leg
- Heavy Duty Steel Construction
- High Pressure Laminate
- 48"W x 30"D x 76-84"H

Price

\$1,535



Specify in Order:

1. Product Number
2. Finish
3. Quantity

Mailroom / Utility Furniture Typical Applications - 48" Wide

All typicals available in black or gray textured powder coated finish with gray laminate worksurface, or putty textured powdercoat finish with oak look laminate worksurface. Worksurfaces adjust from 28" to 36" tall with adjustable legs.

UTIL0067 - Add /BK Black - /AT Gray - / UT Putty

- 40 Sorter Pockets
- Under Worksurface Lockable Storage Cabinet, adjustable interior shelf
- 2 Cable Management Grommets Included
- Leveling Glides on Each Leg
- Heavy Duty Steel Construction
- High Pressure Laminate
- 48"W x 30"D x 60-72"H



Price

\$1,854

UTIL0068 - Add /BK Black - /AT Gray - / UT Putty

- 40 Sorter Pockets
- Open Shelves Under Worksurface, 42"W x 26"D x 18"H
- 2 Cable Management Grommets Included
- Leveling Glides on Each Leg
- Heavy Duty Steel Construction
- High Pressure Laminate
- 48"W x 30"D x 60-72"H



Price

\$1,627

UTIL0069 Add /BK Black - /AT Gray - / UT Putty

- 40 Sorter Pockets
- 2 Cable Management Grommets Included
- Leveling Glides on Each Leg
- Heavy Duty Steel Construction
- High Pressure Laminate
- 48"W x 30"D x 60-72"H



Price

\$1,479

Mailroom / Utility Furniture

Typical Applications - 48" Wide

Specify in Order:

1. Product Number
2. Finish
3. Quantity

All typicals available in black or gray textured powder coated finish with gray laminate worksurface, or putty textured powdercoat finish with oak look laminate worksurface. Worksurfaces adjust from 28" to 36" tall with adjustable legs.

UTIL0070- Add /BK Black - /AT Gray - / UT Putty

- 20 Sorter Pockets
- 16"H Riser with 2 Cable Management Knockouts
- Under Worksurface Lockable Storage Cabinet, adjustable interior shelf
- 2 Cable Management Grommets Included
- Leveling Glides on Each Leg
- Heavy Duty Steel Construction
- High Pressure Laminate
- 48"W x 30"D x 60-68"H



Price

\$1,591

UTIL0071- Add /BK Black - /AT Gray - / UT Putty

- 20 Sorter Pockets
- 16"H Riser with 2 Cable Management Knockouts
- Open Shelf Under Worksurface, 42"W x 26"D x 18"H
- 2 Cable Management Grommets Included
- Leveling Glides on Each Leg
- Heavy Duty Steel Construction
- High Pressure Laminate
- 48"W x 30"D x 60-68"H



Price

\$1,364

UTIL0072- Add /BK Black - /AT Gray - / UT Putty

- 20 Sorter Pockets
- 16"H Riser with 2 Cable Management Knockouts
- 2 Cable Management Grommets Included
- Leveling Glides on Each Leg
- Heavy Duty Steel Construction
- High Pressure Laminate
- 48"W x 30"D x 60-68"H



Price

\$1,214

Specify in Order:

1. Product Number
2. Finish
3. Quantity

Mailroom / Utility Furniture Typical Applications - 48" Wide

All typicals available in black or gray textured powder coated finish with gray laminate worksurface, or putty textured powdercoat finish with oak look laminate worksurface. Worksurfaces adjust from 28" to 36" tall with adjustable legs.

UTIL0073 - Add /BK Black - /AT Gray - / UT Putty

- 20 Sorter Pockets
- 2 Under Worksurface Lockable Storage Cabinets
- 5 Cable Management Grommets Included
- Leveling Glides on Each Leg
- Heavy Duty Steel Construction
- High Pressure Laminate
- 48"W x 30"D x 44-52"H



Price

\$1,532

UTIL0074 - Add /BK Black - /AT Gray - / UT Putty

- 20 Sorter Pockets
- Open Shelves Under Worksurface, 42"W x 26"D x 18"H
- 5 Cable Management Grommets Included
- Leveling Glides on Each Leg
- Heavy Duty Steel Construction
- High Pressure Laminate
- 48"W x 30"D x 44-52"H



Price

\$1,305

UTIL0075 Add /BK Black - /AT Gray - / UT Putty

- 20 Sorter Pockets
- 5 Cable Management Grommets Included
- Leveling Glides on Each Leg
- Heavy Duty Steel Construction
- High Pressure Laminate
- 48"W x 30"D x 44-52"H



Price

\$1,157

Mailroom / Utility Furniture

Typical Applications - 48" Wide

Specify in Order:

1. Product Number
2. Finish
3. Quantity

All typicals available in black or gray textured powder coated finish with gray laminate worksurface, or putty textured powdercoat finish with oak look laminate worksurface. Worksurfaces adjust from 28" to 36" tall with adjustable legs.

UTIL0076- Add /BK Black - /AT Gray - / UT Putty

- 16"H Riser with 2 Cable Management Knockouts
- Under Worksurface Lockable Storage Cabinet, adjustable interior shelf
- 2 Cable Management Grommets Included
- Leveling Glides on Each Leg
- Heavy Duty Steel Construction
- High Pressure Laminate
- 48"W x 30"D x 44-52"H



Price

\$1,315

UTIL0077- Add /BK Black - /AT Gray - / UT Putty

- 16"H Riser with 2 Cable Management Knockouts
- Open Shelf Under Worksurface, 42"W x 26"D x 18"H
- 2 Cable Management Grommets Included
- Leveling Glides on Each Leg
- Heavy Duty Steel Construction
- High Pressure Laminate
- 48"W x 30"D x 44-52"H



Price

\$1,090

UTIL0078- Add /BK Black - /AT Gray - / UT Putty

- 16"H Riser with 2 Cable Management Knockouts
- 2 Cable Management Grommets Included
- Leveling Glides on Each Leg
- Heavy Duty Steel Construction
- High Pressure Laminate
- 48"W x 30"D x 44-52"H



Price

\$940

Specify in Order:

1. Product Number
2. Finish
3. Quantity

Mailroom / Utility Furniture

Sorting Tables are available in black or gray textured powder coated finish with gray laminate worksurface, or putty textured powdercoat finish with oak look laminate worksurface. Worksurfaces adjust from 28" to 36" tall with adjustable legs.



Sorting Table with Sliding Doors and Shelf, 48"W

Product Description

Sorting Table for use with mail sorting components or utilitarian use. Features durable, easy clean high pressure laminate top, locking sliding doors and an interior shelf. Table height adjusts from 28" to 36".

Includes

- 48" x 30" Table
- Two sliding, locking doors
- Two interior shelves, 1 adjustable
- Two Grommets
- Leveling Glides

Product Number	Description	Width	Depth	Height	Price
UTSTE4830	Sorting Table with Shelf	48"	30"	28" to 36"	\$1,066

Planning Tips:

- Use with individual Riser and/or Sorters with fixed shelves, 48" wide
- Table height adjusts from 28" to 36" • Compatible with Corner Table page 173



Sorting Table with Shelf, 48"W

Product Description

Sorting Table for use with mail sorting components or utilitarian use. Features durable, easy clean high pressure laminate top. Table height adjusts from 28" to 36".

Includes

- 48" x 30" Table
- Bottom Shelf
- Two Grommets
- Leveling Glides

Product Number	Description	Width	Depth	Height	Price
UTSTS4830	Sorting Table with Shelf	48"	30"	28" to 36"	\$839

Planning Tips:

- Use with individual Riser and/or Sorters with fixed shelves, 48" wide
- Table height adjusts from 28" to 36" • Compatible with Corner Table page 173



Sorting Table with no Shelf, 48"W

Product Description

Sorting Table for use with mail sorting components or utilitarian use. Features durable, easy clean high pressure laminate top. Table height adjusts from 28" to 36".

Includes

- 48" x 30" Table
- Two Grommets
- Leveling Glides

Product Number	Description	Width	Depth	Height	Price
UTST4830	Sorting Table	48"	30"	28" to 36"	\$691

Planning Tips:

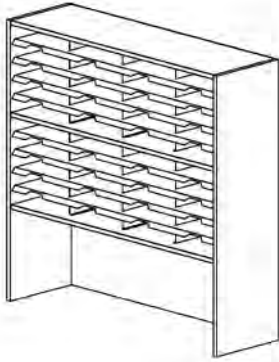
- Use with individual Riser and/or Sorters with fixed shelves, 48" wide
- Table height adjusts from 28" to 36" • Compatible with Corner Table page 173

Mailroom / Utility Furniture - 48" Wide

Our Mailroom furniture features heavy duty steel construction and textured powdercoat paint finish. Available in Black (BK), Gray (AT), and Putty (UT)

Specify in Order:

1. Product Number
2. Finish
3. Quantity



40 Pocket Sorter with Riser, 48"W

Product Description

Sorter with built-in Riser. 40 Equal size cubby holes for Utility Sorter w/riser sorting.

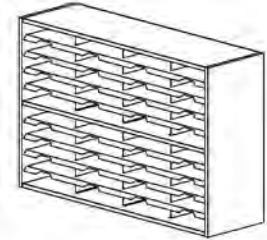
Includes

- Fits 48" wide Utility Sorting Tables • 40 Sorting sections

Product Number	Description	Width	Depth	Height	Price
UTBRF4848	Utility Sorter w/Riser	48"	14"	48"	\$845

Planning Tips:

- Provides 13.5" between worksurface and bottom shelf



Sorters, No Riser, 48"W

Product Description

Sorters for use on 48" Sorting Tables. 40 Pocket Sorter.

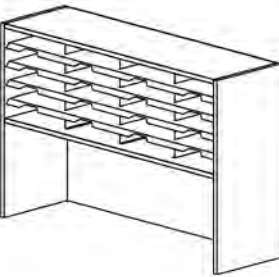
Includes

- 40 Pocket Sorter

Product Number	Description	Width	Depth	Height	Price
UTBSF4832	48"W Sorter	48"	14"	32"	\$788

Planning Tips:

- Use on 48" Sorting Tables



20 Pocket Sorter with Riser, 48"W

Product Description

Riser for use on 48" Sorting Tables.

Includes

- Riser • Two electrical access knockouts

Product Number	Description	Width	Depth	Height	Price
UTBRF4832	48"W Sorter w/ Riser	48"	14"	32"	\$524

Planning Tips:

- Use on 48" Sorting Tables • Provides 13.5" between worksurface and bottom shelf



20 Pocket Sorter with Fixed Shelves, 48"W

Product Description

Sorters feature fixed shelving.

Includes

- 20 Pocket Sorter

Product Number	Description	Width	Depth	Height	Price
UTBSF4816	Sorter w/Fixed Shelves	48"	14"	16"	\$466

Planning Tips:

- Use on 48" Sorting Tables

Specify in Order:

1. Product Number
2. Finish
3. Quantity

Mailroom / Utility Furniture for 48" Wide Furniture

Our Mailroom furniture features heavy duty steel construction and textured powdercoat paint finish. Available in Black (BK), Gray (AT), and Putty (UT)



Sorter with Riser, 24" Wide

Product Description

24" Wide Sorter/Riser for use on 30" Corner Table for corner applications on 48" Wide Units.

Includes

- 24"W Utility Sorter with built-in Riser • 20 Sorting Sections

Product Number	Description	Width	Depth	Height	Price
UTBRF2448	Sorter w/Riser	24"	14"	48"	\$643

Planning Tips:

- Use in corner applications
- Fixed Shelves

Sorters, No Riser, 24"W

Product Description

Sorters for use on 48" Sorting Tables. 20 Pocket Sorter.

Includes

- 20 Pocket Sorter

Product Number	Description	Width	Depth	Height	Price
UTBSF2432	24"W Sorter, 20 Pocket	24"	14"	32"	\$439

Planning Tips:

- Use on 48" Sorting Tables



10 Pocket Sorter with Riser, 48"W

Product Description

Riser for use on 48" Sorting Tables.

Includes

- Riser • Two electrical access knockouts

Product Number	Description	Width	Depth	Height	Price
UTBRF2432	24"W Sorter w/ Riser	24"	14"	32"	\$423

Planning Tips:

- Use with 48"W Mailroom Furniture in Corner Applications
- Provides 13.5" between worksurface and bottom shelf



10 Pocket Sorter with Fixed Shelves, 24"W

Product Description

Sorters feature fixed shelving. For use with 48"W Tables.

Includes

- 10 Pocket Sorter

Product Number	Description	Width	Depth	Height	Price
UTBSF2416	24"W Sorter, 10 Pocket	24"	14"	16"	\$218

Planning Tips:

- Use in corner applications, matches 48" Wide Mailroom Furniture

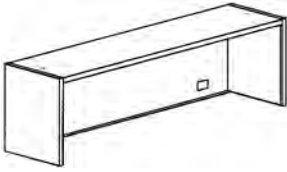


Mailroom Risers

Our Mailroom furniture features heavy duty steel construction and textured powdercoat paint finish. Available in Black (BK), Gray (AT), and Putty (UT).

Specify in Order:

1. Product Number
2. Finish
3. Quantity



Riser, 60"W

Product Description

Riser for use on 60" Sorting Tables. Use to support Sorters with Adjustable Shelves.

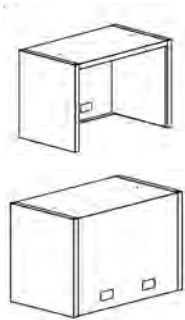
Includes

- Riser
- Two electrical access knockouts

Product Number	Description	Width	Depth	Height	Price
UTRA60	Riser	60"	14"	16"	\$431

Planning Tips:

- Use on 60"W Sorting Tables to support 60"W Utility Sorters with adjustable shelves



Riser, 24" Wide (matches 60"W style units)

Product Description

24" Wide Riser for use on 30" Corner Table for corner applications. Cable management in back of riser.

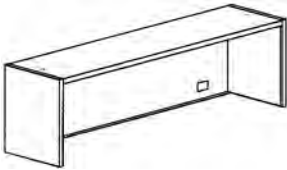
Includes

- 24" Steel Riser

Product Number	Description	Width	Depth	Height	Price
UTRA24	Riser	24"	14"	16"	\$278

Planning Tips:

- Use in corner applications with 24" Sorter



Riser, 48"W

Product Description

Riser for use on 48" Sorting Tables. Use to support Sorters with Adjustable Shelves.

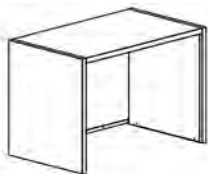
Includes

- Riser
- Two electrical access knockouts

Product Number	Description	Width	Depth	Height	Price
UTBRF4816	Riser	48"	14"	16"	\$250

Planning Tips:

- Use on 48"W Sorting Tables to support 48"W Utility Sorters



Riser (matches 48"W style units)

Product Description

Riser for use on 30" Corner Table for corner applications with 48" Units.

Includes

- Steel Riser

Product Number	Description	Width	Depth	Height	Price
UTBRF2416	Riser	23.5"	14"	16"	\$202

Planning Tips:

- Use in corner applications with 24" Sorter

Specify in Order:

1. Product Number
2. Finish
3. Quantity

NEW - Mail Sorters

Our Mailroom furniture features heavy duty steel construction and textured powdercoat paint finish. Available in Black (BK), Gray (AT), and Putty (UT).

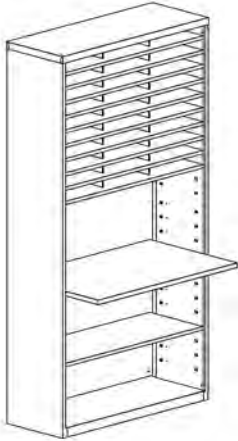
30 Pocket Multi-Function Cabinet

Product Description

A versatile cabinet perfect for literature storage or mail sorting needs. Features adjustable writing surface and adjustable storage shelf. All Steel Construction.

Includes

- 30 Pockets
- 24" Deep Writing Shelf that adjusts in height
- Adjustable Lower Shelf



Product Number	Description	Width	Depth	Height	Price
UTMS8042	Multi-Function Sorter Cabinet	42"	16"	80"	\$1,069

Planning Tips:

- For use while seated or standing
- 30 Sorter pockets that measure 9"W x 16"D x 2"H
- Adjustable height worksurface



69 Vertical/Horizontal Pocket Sorter

Product Description

This Mail Sorter features different size pockets to accommodate most mail. Fixed size pockets.

Includes

- 21 Vertical pockets
- 48 Horizontal pockets

Product Number	Description	Width	Depth	Height	Price
UTMSVH69	Vertical/Horizontal Sorter	38"	14"	71"	\$1,076

Planning Tips:

- Ideal for multiple sizes of mail
- Horizontal pockets measure 9"W x 14"D x 2"H
- Vertical pockets measure 5"W x 14"D x 10.75"H



72 Pocket Mail Sorter with Storage Shelf

Product Description

A mail sorter and storage unit. Will accommodate mail and packages utilizing the sorters and lower storage shelf. Fixed pockets/shelf.

Includes

- 72 adjustable pockets
- Lower storage shelf

Product Number	Description	Width	Depth	Height	Price
UTMSH72	Horizontal Pocket Sorter	42"	16"	80"	\$1,063

Planning Tips:

- Lower shelf for larger storage
- All pockets measure 9"W x 16"D x 2"H

NEW - Mail Sorters

Our Mailroom furniture features heavy duty steel construction and textured powdercoat paint finish. Available in Black (BK), Gray (AT), and Putty (UT).

Specify in Order:

1. Product Number
2. Finish
3. Quantity



42 Pocket Vertical Mail Sorting Cabinet

Product Description

A versatile cabinet perfect for literature storage or mail sorting needs. Features vertical mail storage.

Includes

- 42 Fixed vertical pocket mail sorter
- All pockets measure 5"W x 14"D x 10.75"H

Product Number	Description	Width	Depth	Height	Price
UTMSV42	Vertical Mail Storage	38"	14"	71"	\$897

Planning Tips:

- 42 Vertical Sorter Pockets
- Pockets are equal size



21 Pocket Vertical Tabletop Mail Sorter

Product Description

This mail sorter is ideal for literature storage or mail sorting needs on a smaller scale. Ideal for tabletop use. Features vertical mail storage.

Includes

- 21 Fixed vertical pocket mail sorter
- All pockets measure 5"W x 14"D x 10.75"H

Product Number	Description	Width	Depth	Height	Price
UTMSV21	Tabletop Storage Sorter	38"	14"	37"	\$578

Planning Tips:

- 21 Vertical Sorter Pockets
- Pockets are equal size



Heavy Duty 6 Shelf Cabinet

Product Description

Add additional shelving to your mailroom. Perfect for storing larger packages and supplies to keep your mailroom organized.

Includes

- 6 Shelf storage unit

Product Number	Description	Width	Depth	Height	Price
UTBC8042	Storage Cabinet	42"	16"	80"	\$734

Planning Tips:

- 6 Shelf storage unit
- 5 Shelves are adjustable in height

Specify in Order:

1. Product Number
2. Finish
3. Quantity

NEW - Vertical Storage Cabinet, Mailroom Utility Cart, NEW - Dump Rails

Vertical Storage Cabinet*

Product Description

65" Storage Cabinet with five shelves, four adjustable. Choose either Ensemble (MW and Pronto compatible) or Marvel Zapf® style frame/doors.

Includes

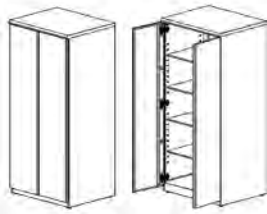
- Storage shelf area
- Four adjustable shelves
- Lock and keys (Handle model only)

Product Number	Description	Width	Depth	Height	Price
MSVCF30LK	Ensemble Lockable Cabinet	30"	24.5"	65"	\$1,381
ZSVCF30LK	Marvel Zapf® Lockable Cabinet	30"	24.5"	65"	\$1,395
MSVCF30	Ensemble Non-Lockable Cabinet	30"	24.5"	65"	\$1,333
ZSVCF30	Marvel Zapf® Non-Lockable Cabinet	30"	24.5"	65"	\$1,346

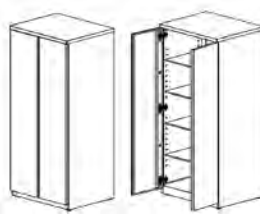
Planning Tips:

- Select Ensemble® or Marvel Zapf® style doors
- Lockable Handle, and No Handle Models available
- Storage Shelves are adjustable

* Four Week Ship



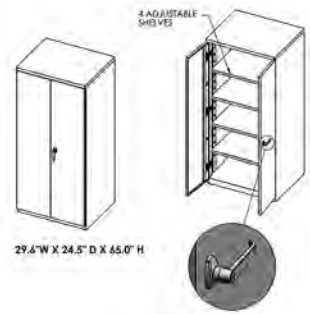
Marvel Zapf® Cabinet
Non-lockable



Ensemble Cabinet
Non-lockable



Marvel Zapf® Cabinet
Lockable (with handle)



Ensemble Cabinet
Lockable (with handle)



Utility Cart*

Product Description

Mobile steel cart. Fits letter and legal size hanging folders (not included). Available in Black (BK), Gray (AT), and Putty (UT) textured finish.

Includes

- Utility Cart on oversize casters
- Bottom shelf with easy access open side
- Includes 2 locking casters

Product Number	Description	Width	Depth	Height	Price
UTCT36	Utility Cart	38"	11"	36.5"	\$683

Planning Tips:

- Use in mailroom, filing, or storage applications

* Four Week Ship

Cross Reference Index

FB2430	124	MCTR42.....	123, 129	MSBC536.....	160
MAKD22	165	MCTR42P.....	123, 129	MSCP162C.....	96, 125
MAKR3009	115	MCTR48.....	123, 129	MSCP163C.....	96, 125
MAKR3609	115	MCTR48P.....	123, 129	MSCP164C.....	96, 125
MAKS3009.....	115	MCTS36	123, 129	MSCP232C.....	96, 125
MAKS3609.....	115	MCTS36P.....	123, 129	MSCP233C.....	96, 125
MALR4809.....	115	MCTS42	123, 129	MSCP234C.....	96, 125
MALR6009.....	115	MCTS42P.....	123, 129	MSCR24.....	120
MALS4809	115	MCTS48.....	123, 129	MSCR30.....	120
MALS6009	115	MCTS48P.....	123, 129	MSCS24	120
MARR4809	115	MCWR3649_.....	119	MSCS30	120
MARR6009	115	MCWR4249_.....	119	MSCW30	103, 154, 158
MARS4809.....	115	MCWR4509_.....	119	MSCW36	103, 154, 158
MARS6009.....	115	MCWS3649_.....	119	MSCW42	103, 154, 158
MAXL247.....	118	MCWS4249_.....	119	MSFC15	103, 154
MAXL249.....	118	MCWS4509_.....	119	MSFPBBF20R.....	152
MAXL307.....	118	MDTR50	121	MSFPBBF24R.....	152
MAXL309.....	118	MDTS50.....	121	MSFPFF20R	152
MAXR247	118	MEP2427.....	124	MSFPFF24R	152
MAXR249	118	MEP2429.....	124	MSHPBBB20R.....	152
MAXR307	118	MEP3027.....	124	MSHPBF20R	152
MAXR309	118	MEP3029.....	124	MSLF230.....	153
MBSS243.....	125	MEWB1204.....	168	MSLF236.....	153
MBSS246.....	95,125	MFDU4714.....	127	MSLF242.....	153
MBSS303	125	MFDU5914.....	127	MSLF330.....	153
MBSS306	95,125	MFDU7114.....	127	MSLF336.....	153
MBSS363	125	MFR16.....	147	MSLF342.....	153
MBSS366	95,125	MOS4112	126	MSLF430/MSOF3014.....	154
MBSS423	125	MOS4712	126	MSLF430/MSOF3028.....	154
MBSS426	95,125	MOS5912	126	MSLF430.....	153
MBSS453	125	MOS7112	126	MSLF436/MSOF3614.....	154
MBSS456	125	MOTL19.....	167	MSLF436/MSOF3628.....	154
MBSS483	125	MOTL25.....	167	MSLF436.....	153
MBSS486	95,125	MOTL37.....	167	MSLF442/MSOF4214.....	154
MBSS603	125	MOTL49.....	167	MSLF442/MSOF4228.....	154
MBSS606	95,125	MPAK.....	121	MSLF442.....	153
MBSS723	125	MPCP.....	133	MSLF530.....	153
MBSS726	95,125	MPCP.....	168	MSLF536.....	153
MCCR364	122	MPCP.....	99	MSLF542.....	153
MCCR424	122	MPFC2226/ BK.....	127, 155	MSMPKIT20S.....	152
MCCR450	122	MPU2P	168	MSMPKIT24S.....	152
MCCS364.....	122	MPWR600	121	MSOF3014	155
MCCS424.....	122	MPWR720	121	MSOF3028	155
MCCS450.....	122	MPWS600	121	MSOF3614	155
MCOS3612	126	MPWS720	121	MSOF3628	155
MCOS4212	126	MRCR2424	120	MSOF4214	155
MCOS4512	126	MRCR2430	120	MSOF4228	155
MCSS30	123, 129	MRCR3024	120	MSPD19.....	104, 165
MCSS30P.....	123, 129	MRCR3030	120	MSPD25.....	104, 165
MCSS36	123, 129	MRCS2424.....	120	MSPDD5	156
MCSS36P.....	123, 129	MRCS2430.....	120	MSPDTD	152, 157
MCTL19	167	MRCS3024.....	120	MSVCF30.....	191
MCTL25	167	MRCS3030.....	120	MSVCF30LK.....	191
MCTL37	167	MRMS1612.....	147	MSVCF30.....	191
MCTL49	167	MRMS2412	147	MTRFR4824.....	162
MCTR36.....	123, 129	MSBC236.....	160	MTRFR4830.....	162
MCTR36P.....	123, 129	MSBC336.....	160	MTRFR4824.....	162

Cross Reference Index

MTFR6024.....	162	MWTS4807_.....	117	PRR4830SP_.....	17
MTFR6030.....	162	MWTS4809_.....	117	PRR6024.....	16
MTFR7224.....	162	MWTS4847_.....	116	PRR6024SP_.....	17
MTFR7230.....	162	MWTS4849_.....	116	PRR6030.....	16
MTFT6024.....	162	MWTS6007_.....	117	PRR6030SP_.....	17
MTFT6030.....	162	MWTS6009_.....	117	PRR6624.....	16
MTFT7224.....	162	MWTS6047_.....	116	PRR6624SP_.....	17
MTFT7230.....	162	MWTS6049_.....	116	PRR6630.....	16
MTLED19.....	167	MWTS6607_.....	117	PRR6630SP_.....	17
MTSL22.....	167	MWTS6609_.....	117	PRR7224.....	16
MTWS4814.....	124	MWTS6647_.....	116	PRR7224SP_.....	17
MTWS6014.....	124	MWTS6649_.....	116	PRR7230.....	16
MTWS7214.....	124	MWTS7207_.....	117	PRR7230SP_.....	17
MWRR4247.....	118	MWTS7209_.....	117	PTB48.....	19
MWRR4249.....	118	MWTS7247_.....	116	PTB60.....	19
MWRS4247.....	118	MWTS7249_.....	116	PTB66.....	19
MWRS4249.....	118	PAR3636.....	18	PTB72.....	19
MWTR3007_.....	117	PAR4242.....	18	PTC24L.....	24
MWTR3009_.....	117	PBR4824.....	18	PTC24R.....	24
MWTR3047_.....	116	PCR6024DP_.....	15	PTC24S.....	24
MWTR3049_.....	116	PCR6024SP_.....	15	PTC30L.....	24
MWTR3607_.....	117	PCR7224DP_.....	15	PTC30R.....	24
MWTR3609_.....	117	PCR7224SP_.....	15	PTC30S.....	24
MWTR3647_.....	116	PDR4830SP_.....	14	PTC36B.....	24
MWTR3649_.....	116	PDR6030DP_.....	14	PTC42B.....	24
MWTR4207_.....	117	PDR6030SP_.....	14	PTC48B.....	24
MWTR4209_.....	117	PDR6630DP_.....	14	PTC60B.....	24
MWTR4247_.....	116	PDR6630SP_.....	14	PTC66B.....	24
MWTR4249_.....	116	PDR7230DP_.....	14	PTC72B.....	24
MWTR4807_.....	117	PDR7230SP_.....	14	PTR3624L.....	21
MWTR4809_.....	117	PDR7236DP_.....	14	PTR3624LC.....	23
MWTR4847_.....	116	PDR7236SP_.....	14	PTR3624M.....	20
MWTR4849.....	116	PFD48.....	19	PTR3624MC.....	22
MWTR6007_.....	117	PFD60.....	19	PTR3630L.....	21
MWTR6009_.....	117	PFD66.....	19	PTR3630LC.....	23
MWTR6047_.....	116	PFD72.....	19	PTR3630M.....	20
MWTR6049_.....	116	POS48.....	18	PTR3630MC.....	22
MWTR6607_.....	117	POS60.....	18	PTR4224L.....	21
MWTR6609_.....	117	POS66.....	18	PTR4224LC.....	23
MWTR6647_.....	116	POS72.....	18	PTR4224M.....	20
MWTR6649_.....	116	PRNT10.....	13	PTR4224MC.....	22
MWTR7207_.....	117	PRNT1.....	11	PTR4230L.....	21
MWTR7209_.....	117	PRNT12.....	13	PTR4230LC.....	23
MWTR7247_.....	116	PRNT2.....	11	PTR4230M.....	20
MWTR7249_.....	116	PRNT4.....	11	PTR4230MC.....	22
MWTS3007_.....	117	PRNT5.....	1	PTR4824L.....	21
MWTS3009_.....	117	PRNT59.....	11	PTR4824LC.....	23
MWTS3047_.....	116	PRNT6.....	12	PTR4824M.....	20
MWTS3049_.....	116	PRNT7.....	12	PTR4824MC.....	22
MWTS3607_.....	117	PRNT8.....	13	PTR4830L.....	21
MWTS3609_.....	117	PRR4224.....	16	PTR4830LC.....	23
MWTS3647_.....	116	PRR4224SP_.....	17	PTR4830M.....	20
MWTS3649_.....	116	PRR4230.....	16	PTR4830MC.....	22
MWTS4207_.....	117	PRR4230SP_.....	17	PTR6024L.....	21
MWTS4209_.....	117	PRR4824.....	16	PTR6024LC.....	23
MWTS4247_.....	116	PRR4824SP_.....	17	PTR6024M.....	20
MWTS4249_.....	116	PRR4830.....	16	PTR6024MC.....	22

Cross Reference Index

PTR6030L	21	UTIL0014	170	UTIL0077	184
PTR6030LC	23	UTIL0015	170	UTIL0078	184
PTR6030M	20	UTIL0016	170	UTILDR	191
PTR6030MC	22	UTIL0017	170	UTMS8042	189
PTR7224L	21	UTIL0018	171	UTMSH72	189
PTR7224LC	23	UTIL0019	171	UTMSV21	190
PTR7224M	20	UTIL0020	171	UTMSV42	190
PTR7224MC	22	UTIL0021	171	UTMSVH69	189
PTR7230L	21	UTIL0022	171	UTRA24	175, 188
PTR7230LC	23	UTIL0023	171	UTRA60	174, 188
PTR7230M	20	UTIL0024	171	UTSA24	175
PTR7230MC	22	UTIL0025	171	UTSA60	174
System 21	112	UTIL0026	172	UTSH5	175
System 51	112	UTIL0027	172	UTSR24	175
System 52	112	UTIL0028	172	UTSR60	174
System 63	112	UTIL0029	172	UTST4830	185
System 71	113	UTIL0030	172	UTSTE4830	185
System 72	113	UTIL0031	172	UTSTE6030	173
System 82	113	UTIL0032	172	UTSTS4830	185
System 91	113	UTIL0033	172	UTSTS6030	173
System 95	114	UTIL0040	170	WCEXKA	142
System 96	114	UTIL0041	170	WCEXKL	142
System 97	114	UTIL0042	170	WCEXSA	142
System 99	114	UTIL0043	170	WCEXSL	142
UEAC3624	163	UTIL0044	171	WCMGK	143
UEAC4224	163	UTIL0045	171	WCMGKA	143
UEAC4230	163	UTIL0046	171	WCMGKL	143
UEAL7230	163	UTIL0047	171	WCMGS	143
UEAR3624	163	UTIL0048	172	WCMGSA	143
UEAR3630	163	UTIL0049	172	WCMGSL	143
UEAR4224	163	UTIL0050	172	WCOPSYNC	145
UEAR4230	163	UTIL0051	172	WCOPSYNCA	145
UEAR4824	163	UTIL0052	176	WCOPT	142
UEAR4830	163	UTIL0053	176	WCOPTA	142
UEAR6024	163	UTIL0054	176	WCOPTD	142
UEAR6030	163	UTIL0055	177	WCSB	144
UEAR6624	163	UTIL0056	177	WCSBA	144
UEAR6630	163	UTIL0057	177	WCSBL	144
UEAR7224	163	UTIL0058	178	WCTKSYNC	145
UEAR7230	163	UTIL0059	178	WCTKSYNCA	145
UTBC8042	190	UTIL0060	178	WCTKT	144
UTBRF2416	188	UTIL0061	179	WCTKTA	144
UTBRF2432	187	UTIL0062	179	WCTKTD	144
UTBRF2448	187	UTIL0063	179	WMCEXBA-H	135
UTBRF4816	188	UTIL0064	180	WMCEXBA	135
UTBRF4832	186	UTIL0065	180	WMCEXBB-H	135
UTBRF4848	186	UTIL0066	180	WMCEXBB	135
UTBSF2416	187	UTIL0067	181	WMCEXFA-H	135
UTBSF2432	187	UTIL0068	181	WMCEXFA	135
UTBSF4816	186	UTIL0069	181	WMCEXFB-H	135
UTBSF4832	186	UTIL0070	182	WMCEXFB	135
UTCR30	173	UTIL0071	182	WMCOPBA	136
UTCT36	191	UTIL0072	182	WMCOPBB	136
UTIL0010	170	UTIL0073	183	WMCOPFA	136
UTIL0011	170	UTIL0074	183	WMCOPFB	136
UTIL0012	170	UTIL0075	183	WMCSLBB	139
UTIL0013	170	UTIL0076	184	WMCSLBBA	139

Cross Reference Index

WMCSLBC	139	ZCTMP42	99, 133	ZDCMP24L	92
WMCSLBCA	139	ZCTMP48	99, 133	ZDCMP30F	92
WMCSLFB	139	ZCTMP60	99, 133	ZDCMP30L	92
WMCSLFBA	139	ZCUB10	35	ZDCMP36F	92
WMCSLFC	139	ZCUB1	33	ZDCMP36L	92
WMCSLFCA	139	ZCUB2	33	ZDCMP42F	92
WMCSTBB	139	ZCUB3	33	ZDCMP42L	92
WMCSTBBA	139	ZCUB4	34	ZDCMP48F	92
WMCSTBC	139	ZCUB5	34	ZDCMP48L	92
WMCSTBCA	139	ZCUB6	34	ZDCMP54F	92
WMCSTFB	139	ZCUB7	34	ZDCMP54L	92
WMCSTFBA	139	ZCUB9	35	ZDCMP60F	92
WMCSTFC	139	ZCV2W()A()B()	63	ZDCMP60L	92
WMCSTFCA	139	ZCV3W()A()B()C()	63	ZDCMP66F	92
WMCTKBA	137	ZCV4W()A()B()C()D()	64	ZDCMP66L	92
WMCTKBB	137	ZCVI41()	62	ZDCMP72F	92
WMCTKFA	137	ZCVI49()	62	ZDCMP72L	92
WMCTKFB	137	ZCVI57()	62	ZDCMPP60	72, 88
WPCOPBA	138	ZCVI65()	62	ZDCMPP66	72, 88
WPCOPBB	138	ZCVI81()	62	ZDCMPP72	72, 88
WPCOPFA	138	ZCW33	65	ZDCOS36	93
WPCOPFB	138	ZCW41	65	ZDCOS42	93
ZAFR2	39	ZCW49	65	ZDCOS48	93
ZAFR3	39	ZCW57	65	ZDCOS60	93
ZAFR4	39	ZCW65	65	ZDCOS66	93
ZB2430	124	ZCW81	65	ZDCOS72	93
ZC233	61	ZDCDB36	94	ZDCPB14	91
ZC241	61	ZDCDB42	94	ZDCPB28	91
ZC249	61	ZDCDB48	94	ZDCPL011	77
ZC257	61	ZDCDB60	94	ZDCPL02	77
ZC265	61	ZDCDB66	94	ZDCPL05	77
ZC281	61	ZDCDB72	94	ZDCPL08	77
ZC333	61	ZDCDO36	93	ZDCPL	91
ZC341	61	ZDCDO36F	93	ZDCTB36	94
ZC349	61	ZDCDO36L	93	ZDCTB42	94
ZC357	61	ZDCDO42	93	ZDCTB48	94
ZC365	61	ZDCDO42F	93	ZDCTB60	94
ZC381	61	ZDCDO42L	93	ZDCTB66	94
ZC433	61	ZDCDO48	93	ZDCTB72	94
ZC441	61	ZDCDO48F	93	ZDMB09	89
ZC449	61	ZDCDO48L	93	ZDMB14	89
ZC457	61	ZDCDO60	93	ZDMB28	89
ZC465	61	ZDCDO60F	93	ZEBE72	66
ZC481	61	ZDCDO60L	93	ZEBS72	66
ZCE33	65	ZDCDO66	93	ZEC144	66
ZCE41	65	ZDCDO66F	93	ZEDR1	68
ZCE49	65	ZDCDO66L	93	ZEDR2	68
ZCE57	65	ZDCDO72	93	ZEDR3	68
ZCE65	65	ZDCDO72F	93	ZEDR4	68
ZCE81	65	ZDCDO72L	93	ZEHB24	68
ZCHS65	65, 166	ZDCFL24	90	ZEHB30	68
ZCHS81	65, 166	ZDCFL24T	90	ZEHB36	68
ZCI	61	ZDCFL30	90	ZEHB42	68
ZCTI	99, 133	ZDCFL30T	90	ZEHB48	68
ZCTMP24	99, 133	ZDCMP18F	92	ZEHB60	68
ZCTMP30	99, 133	ZDCMP18L	92	ZEHJ12	68
ZCTMP36	99, 133	ZDCMP24F	92	ZEHJ18	68

Cross Reference Index

ZENY.....	67	ZOSFD42L.....	78	ZPA4924.....	51
ZEPB24.....	67	ZOSFD48.....	78	ZPA4930.....	51
ZEPB30.....	67	ZOSFD48F.....	78	ZPA4936.....	51
ZEPB36.....	67	ZOSFD48L.....	78	ZPA4942.....	51
ZEPB42.....	67	ZOSFD60.....	78	ZPA4948.....	51
ZEPB48.....	67	ZOSFD60F.....	78	ZPA4960.....	51
ZEPB60.....	67	ZOSFD60L.....	78	ZPA5712.....	52
ZEPC96.....	66	ZOSHS24.....	79	ZPA5718.....	52
ZEPE132.....	66	ZOSHS30.....	79	ZPA5724.....	52
ZEPT233.....	67	ZOSHS36.....	79	ZPA5730.....	52
ZEPT241.....	67	ZOSHS42.....	79	ZPA5736.....	52
ZEPT249.....	67	ZOSHS48.....	79	ZPA5742.....	52
ZEPT257.....	67	ZOSHS60.....	79	ZPA5748.....	52
ZEPT265.....	67	ZOSOS24.....	79	ZPA5760.....	52
ZEPT281.....	67	ZOSOS30.....	79	ZPA6512.....	52
ZEPT333.....	67	ZOSOS36.....	79	ZPA6518.....	52
ZEPT341.....	67	ZOSOS42.....	79	ZPA6524.....	52
ZEPT349.....	67	ZOSOS48.....	79	ZPA6530.....	52
ZEPT357.....	67	ZOSOS60.....	79	ZPA6536.....	52
ZEPT365.....	67	ZOSTB3613.....	80	ZPA6542.....	52
ZEPT381.....	67	ZOSTB3618.....	80	ZPA6548.....	52
ZEPT433.....	67	ZOSTB4213.....	80	ZPA6560.....	52
ZEPT441.....	67	ZOSTB4218.....	80	ZPA8112.....	52
ZEPT449.....	67	ZOSTB4813.....	80	ZPA8118.....	52
ZEPT457.....	67	ZOSTB4818.....	80	ZPA8124.....	52
ZEPT465.....	67	ZOSTB6013.....	80	ZPA8130.....	52
ZEPT481.....	67	ZOSTB6018.....	80	ZPA8136.....	52
ZERC.....	68	ZOWFD36.....	78	ZPA8142.....	52
ZFRE10.....	83	ZOWFD42.....	78	ZPA8148.....	52
ZFRE11.....	84	ZOWFD48.....	78	ZPAK.....	73, 89
ZFRE12.....	84, 131	ZOWFD60.....	78	ZPC4918.....	56
ZFRE14.....	84, 131	ZOWTB3613.....	80	ZPC4918G.....	57
ZFRE15.....	84, 131	ZOWTB3618.....	80	ZPC4924.....	56
ZFRE2.....	85	ZOWTB4213.....	80	ZPC4924G.....	57
ZFRE3.....	82	ZOWTB4218.....	80	ZPC4930.....	56
ZFRE4.....	82	ZOWTB4813.....	80	ZPC4930G.....	57
ZFRE5.....	82	ZOWTB4818.....	80	ZPC4936.....	56
ZFRE6.....	82	ZOWTB6013.....	80	ZPC4936G.....	57
ZFRE7.....	83	ZOWTB6018.....	80	ZPC4942.....	56
ZFRE8.....	83	ZPA3312.....	51	ZPC4942G.....	57
ZFRE9.....	83	ZPA3318.....	51	ZPC4948.....	56
ZFSL14.....	77, 90	ZPA3324.....	51	ZPC4948G.....	57
ZMUL1.....	36	ZPA3330.....	51	ZPC4960.....	56
ZMUL2.....	37	ZPA3336.....	51	ZPC4960G.....	57
ZMUL3.....	37	ZPA3342.....	51	ZPC6518.....	56
ZMUL4.....	37	ZPA3348.....	51	ZPC6518G.....	57
ZMUL5.....	37	ZPA3360.....	51	ZPC6524.....	56
ZOFF1.....	35	ZPA4112.....	51	ZPC6524G.....	57
ZOFF3.....	36	ZPA4118.....	51	ZPC6530.....	56
ZOFF4.....	36	ZPA4124.....	51	ZPC6530G.....	57
ZOMB3030.....	79, 104, 166	ZPA4130.....	51	ZPC6536.....	56
ZOMB4848.....	79, 104, 166	ZPA4136.....	51	ZPC6536G.....	57
ZOSFD36.....	78	ZPA4142.....	51	ZPC6542.....	56
ZOSFD36F.....	78	ZPA4148.....	51	ZPC6542G.....	57
ZOSFD36L.....	78	ZPA4160.....	51	ZPC6548.....	56
ZOSFD42.....	78	ZPA4912.....	51	ZPC6548G.....	57
ZOSFD42F.....	78	ZPA4918.....	51	ZPC6560.....	56

Cross Reference Index

ZPC6560G.....	57	ZPH8124.....	54	ZPWAD8112.....	59
ZPC8118.....	56	ZPH8124G.....	55	ZPWAS4912.....	59
ZPC8118G.....	57	ZPH8130.....	54	ZPWAS5712.....	59
ZPC8124.....	56	ZPH8130G.....	55	ZPWAS6512.....	59
ZPC8124G.....	57	ZPH8136.....	54	ZPWAS8112.....	59
ZPC8130.....	56	ZPH8136G.....	55	ZREC1.....	32
ZPC8130G.....	57	ZPH8142.....	54	ZREC2.....	32
ZPC8136.....	56	ZPH8142G.....	55	ZREC3.....	32
ZPC8136G.....	57	ZPH8148.....	54	ZREC4.....	32
ZPC8142.....	56	ZPH8148G.....	55	ZREC5.....	33
ZPC8142G.....	57	ZPO4918.....	58	ZSAKTM.....	104, 165
ZPC8148.....	56	ZPO4924.....	58	ZSAT24R.....	161
ZPC8148G.....	57	ZPO4930.....	58	ZSFPBBF19.....	101, 156
ZPCH.....	104	ZPO4936.....	58	ZSFPBBF19L.....	101, 156
ZPD8142.....	60	ZPO4942.....	58	ZSFPBBF23.....	101, 156
ZPF4118.....	46	ZPO4948.....	58	ZSFPBBF23L.....	101, 156
ZPF4124.....	46	ZPO4960.....	58	ZSFPFF19.....	101, 156
ZPF4130.....	46	ZPO6518.....	58	ZSFPFF19L.....	101, 156
ZPF4136.....	46	ZPO6524.....	58	ZSFPFF23.....	101, 156
ZPF4142.....	46	ZPO6530.....	58	ZSFPFF23L.....	101, 156
ZPF4148.....	46	ZPO6536.....	58	ZSFPSPBF19.....	101, 156
ZPF4918.....	46	ZPO6542.....	58	ZSFPSPBF19L.....	101, 156
ZPF4924.....	46	ZPO6548.....	58	ZSFPSPBF23.....	101, 156
ZPF4930.....	46	ZPO6560.....	58	ZSFPSPBF23L.....	101, 156
ZPF4936.....	46	ZPO8118.....	58	ZSHARED.....	77, 90
ZPF4942.....	46	ZPO8124.....	58	ZSHPF.....	101, 156
ZPF4948.....	46	ZPO8130.....	58	ZSHPFBL.....	156
ZPF6518.....	46	ZPO8136.....	58	ZSLD05.....	91
ZPF6524.....	46	ZPO8142.....	58	ZSLD07.....	91
ZPF6530.....	46	ZPO8148.....	58	ZSLD11.....	91
ZPF6536.....	46	ZPT4118.....	42	ZSLF230.....	102, 159
ZPF6542.....	46	ZPT4124.....	42	ZSLF230L.....	102, 159
ZPF6548.....	46	ZPT4130.....	42	ZSLF236.....	102, 159
ZPF8118.....	46	ZPT4136.....	42	ZSLF236L.....	102, 159
ZPF8124.....	46	ZPT4142.....	42	ZSLF242.....	102, 159
ZPF8130.....	46	ZPT4148.....	42	ZSLF242L.....	102, 159
ZPF8136.....	46	ZPT4918.....	42	ZSLF330.....	102, 159
ZPF8142.....	46	ZPT4924.....	42	ZSLF330L.....	102, 159
ZPF8148.....	46	ZPT4930.....	42	ZSLF336.....	102, 159
ZPG6524.....	54	ZPT4936.....	42	ZSLF336L.....	102, 159
ZPG6524G.....	55	ZPT4942.....	42	ZSLF342.....	102, 159
ZPG6530.....	54	ZPT4948.....	42	ZSLF342L.....	102, 159
ZPG6530G.....	55	ZPT6518.....	42	ZSLF430/MSOF3014.....	102, 158
ZPG6536.....	54	ZPT6524.....	42	ZSLF430/MSOF3028.....	102, 158
ZPG6536G.....	55	ZPT6530.....	42	ZSLF430.....	102, 159
ZPH6518.....	54	ZPT6536.....	42	ZSLF430L.....	102, 159
ZPH6518G.....	55	ZPT6542.....	42	ZSLF436/MSOF3614.....	102, 158
ZPH6524.....	54	ZPT6548.....	42	ZSLF436/MSOF3628.....	102, 158
ZPH6524G.....	55	ZPT8118.....	42	ZSLF436.....	102, 159
ZPH6530.....	54	ZPT8124.....	42	ZSLF436L.....	102, 159
ZPH6530G.....	55	ZPT8130.....	42	ZSLF442/MSOF4214.....	102, 158
ZPH6536.....	54	ZPT8136.....	42	ZSLF442/MSOF4228.....	102, 158
ZPH6536G.....	55	ZPT8142.....	42	ZSLF442.....	102, 159
ZPH6542.....	54	ZPT8148.....	42	ZSLF442L.....	102, 159
ZPH6542G.....	55	ZPWAD4912.....	59	ZSLF530.....	102, 159
ZPH6548.....	54	ZPWAD5712.....	59	ZSLF530L.....	102, 159
ZPH6548G.....	55	ZPWAD6512.....	59	ZSLF536.....	102, 159

Cross Reference Index

ZSLF536L	102, 159	ZT0836L.....	50	ZT2118L.....	50
ZSLF542	102, 159	ZT0836M.....	49	ZT2118M.....	49
ZSLF542L	102, 159	ZT0842A.....	49	ZT2124F.....	48
ZSLP19	103, 157	ZT0842B.....	50	ZT2124L.....	50
ZSLP19L.....	103	ZT0842F.....	48	ZT2124M.....	49
ZSMPBBF19.....	100, 156	ZT0842G.....	48	ZT2130F.....	48
ZSMPBBF19L.....	100, 156	ZT0842L.....	50	ZT2130L.....	50
ZSMPBBF23.....	100, 156	ZT0842M.....	49	ZT2130M.....	49
ZSMPBBF23L.....	100, 156	ZT0848A.....	49	ZT2136F.....	48
ZSMPBF19C.....	100, 157	ZT0848B.....	50	ZT2136L.....	50
ZSMPBF19CL.....	100, 157	ZT0848F.....	48	ZT2136M.....	49
ZSMPBF23C.....	100, 157	ZT0848G.....	48	ZT2142F.....	48
ZSMPBF23CL.....	100, 157	ZT0848L.....	50	ZT2142L.....	50
ZSMPFF19	100, 156	ZT0848M.....	49	ZT2142M.....	49
ZSMPFF19L.....	100, 156	ZT1618A.....	49	ZT2148F.....	48
ZSMPFF23	100, 156	ZT1618B.....	50	ZT2148L.....	50
ZSMPFF23L.....	100, 156	ZT1618F.....	48	ZT2148M.....	49
ZSSC6024.....	104, 158	ZT1618G.....	48	ZTA4118	44
ZSSC7224.....	104, 158	ZT1618L.....	50	ZTA4124	44
ZSSLF30	103, 153	ZT1618M.....	49	ZTA4130	44
ZSSLF36	103, 153	ZT1618P.....	47	ZTA4136	44
ZSSLF42	103, 153	ZT1624A.....	49	ZTA4142	44
ZSSLF60	103, 153	ZT1624B.....	50	ZTA4148	44
ZSSLF72	103, 153	ZT1624F.....	48	ZTA4918	44
ZSSPT20.....	100, 156	ZT1624G.....	48	ZTA4924	44
ZSSPT24.....	100, 156	ZT1624L.....	50	ZTA4930	44
ZSTLF30	103, 153, 157	ZT1624M.....	49	ZTA4936	44
ZSTLF36	103, 153, 157	ZT1624P.....	47	ZTA4942	44
ZSTLF42	103, 153, 157	ZT1630A.....	49	ZTA4948	44
ZSTLF60	103, 153, 157	ZT1630B.....	50	ZTA6518	44
ZSTLF72	103, 153, 157	ZT1630F.....	48	ZTA6524	44
ZSTPT20	100, 156	ZT1630G.....	48	ZTA6530	44
ZSTPT24	100, 156	ZT1630L.....	50	ZTA6536	44
ZVCF30	191	ZT1630M.....	49	ZTA6542	44
ZVCF30LK.....	191	ZT1630P.....	47	ZTA6548	44
ZT0818A.....	49	ZT1636A.....	49	ZTA8118	44
ZT0818B.....	50	ZT1636B.....	50	ZTA8124	44
ZT0818F.....	48	ZT1636F.....	48	ZTA8130	44
ZT0818G.....	48	ZT1636G.....	48	ZTA8136	44
ZT0818L.....	50	ZT1636L.....	50	ZTA8142	44
ZT0818M.....	49	ZT1636M.....	49	ZTA8148	44
ZT0824A.....	49	ZT1636P.....	47	ZTCB7530	97, 130
ZT0824B.....	50	ZT1642A.....	49	ZTCB8730	85, 97, 130
ZT0824F.....	48	ZT1642B.....	50	ZTCD6030	97, 130
ZT0824G.....	48	ZT1642F.....	48	ZTCD7230	85, 97, 130
ZT0824L.....	50	ZT1642G.....	48	ZTDP7230.....	85, 97
ZT0824M.....	49	ZT1642L.....	50	ZTEL1.....	31
ZT0830A.....	49	ZT1642M.....	49	ZTEL2.....	31
ZT0830B.....	50	ZT1642P.....	47	ZTG4118.....	43
ZT0830F.....	48	ZT1648A.....	49	ZTG4124.....	43
ZT0830G.....	48	ZT1648B.....	50	ZTG4130.....	43
ZT0830L.....	50	ZT1648F.....	48	ZTG4136.....	43
ZT0830M.....	49	ZT1648G.....	48	ZTG4142.....	43
ZT0836A.....	49	ZT1648L.....	50	ZTG4148.....	43
ZT0836B.....	50	ZT1648M.....	49	ZTG4918.....	43
ZT0836F.....	48	ZT1648P.....	47	ZTG4924.....	43
ZT0836G.....	48	ZT2118F.....	48	ZTG4930.....	43

Cross Reference Index

ZTG4936.....	43	ZWSCT3636.....	74	ZWSSEC72482430.....	70, 87
ZTG4942.....	43	ZWSCT3636A.....	74	ZWSSEC72483024.....	70, 87
ZTG4948.....	43	ZWSCT3636B.....	74	ZWSSEC72483030.....	70, 87
ZTG6518.....	43	ZWSCT36.....	74, 96	ZWSSER3824.....	71
ZTG6524.....	43	ZWSCT36V.....	74	ZWSSER3830.....	71
ZTG6530.....	43	ZWSCT42.....	74, 96	ZWSSER5024.....	71
ZTG6536.....	43	ZWSCT42V.....	74	ZWSSER5030.....	71
ZTG6542.....	43	ZWSCT48.....	74, 96	ZWSSER6224.....	71
ZTG6548.....	43	ZWSCT48V.....	74	ZWSSER6230.....	71
ZTG8118.....	43	ZWSCT54.....	74, 96	ZWSSER7424.....	71
ZTG8124.....	43	ZWSCT54V.....	74	ZWSSER7430.....	71
ZTG8130.....	43	ZWSCT60.....	74, 96	ZWSSF24.....	76
ZTG8136.....	43	ZWSCT60V.....	74	ZWSSF30.....	76
ZTG8142.....	43	ZWSCT66.....	74, 96	ZWSSP6030.....	71, 89
ZTG8148.....	43	ZWSCT66V.....	74	ZWSSP6036.....	71, 89
ZTIL2.....	38	ZWSCT72.....	74, 96	ZWSSP6630.....	71, 89
ZTIL3.....	38	ZWSCT72V.....	74	ZWSSP6636.....	71, 89
ZTIL4.....	38	ZWSSB6040.....	86	ZWSSP7230.....	71, 89
ZWCB9.....	76, 91	ZWSSB6640.....	86	ZWSSP7236.....	71, 89
ZWSCB.....	75, 96	ZWSSB7240.....	86	ZWSSPL7230.....	72, 88
ZWSCS2424.....	74	ZWSSB.....	76	ZWSSPR7230.....	72, 88
ZWSCS2424A.....	74	ZWSSC3624.....	70, 87	ZWSSR2424.....	69, 86
ZWSCS2424B.....	74	ZWSSC4224.....	70, 87	ZWSSR2430.....	69, 86
ZWSCS24.....	74, 96	ZWSSC4230.....	70, 87	ZWSSR3024.....	69, 86
ZWSCS24V.....	74	ZWSSC4824.....	70, 87	ZWSSR3030.....	69, 86
ZWSCS3030.....	74	ZWSSC4830.....	70, 87	ZWSSR3624.....	69, 86
ZWSCS3030A.....	74	ZWSSCB24L.....	75	ZWSSR3630.....	69, 86
ZWSCS3030B.....	74	ZWSSCB24R.....	75	ZWSSR4224.....	69, 86
ZWSCS30.....	74, 96	ZWSSCB24S.....	75	ZWSSR4230.....	69, 86
ZWSCS30V.....	74	ZWSSCD3648.....	98, 132	ZWSSR4824.....	69, 86
ZWSCS3636.....	74	ZWSSCD.....	73, 77	ZWSSR4830.....	69, 86
ZWSCS3636A.....	74	ZWSSCP4872R.....	72, 88	ZWSSR5424.....	69, 86
ZWSCS3636B.....	74	ZWSSCP7248L.....	72, 88	ZWSSR5430.....	69, 86
ZWSCS36.....	74, 96	ZWSSCS24.....	75	ZWSSR6024.....	69, 86
ZWSCS36V.....	74	ZWSSCT2448.....	98, 132	ZWSSR6030.....	69, 86
ZWSCS42.....	74, 96	ZWSSCT3048.....	98, 132	ZWSSR6624.....	69, 86
ZWSCS42V.....	74	ZWSSCT3648.....	98, 132	ZWSSR6630.....	69, 86
ZWSCS48.....	74, 96	ZWSSCT4248.....	98, 132	ZWSSR7224.....	69, 86
ZWSCS48V.....	74	ZWSSCT4848.....	98, 132	ZWSSR7230.....	69, 86
ZWSCS54.....	74, 96	ZWSSCT7248.....	98, 132	ZWSSR8424.....	69, 86
ZWSCS54V.....	74	ZWSSCT8448.....	98, 132	ZWSSR8430.....	69, 86
ZWSCS60.....	74, 96	ZWSSCT9648.....	98, 132	ZWSTB6040.....	86
ZWSCS60V.....	74	ZWSSD5030.....	73	ZWSTB6640.....	86
ZWSCS66.....	74, 96	ZWSSD6236.....	73	ZWSTB7240.....	86
ZWSCS66V.....	74	ZWSSEC48602424.....	70, 87	ZWSTC3624.....	70, 87
ZWSCS72.....	74, 96	ZWSSEC48602430.....	70, 87	ZWSTC4224.....	70, 87
ZWSCS72V.....	74	ZWSSEC48603024.....	70, 87	ZWSTC4230.....	70, 87
ZWSCT2424.....	74	ZWSSEC48603030.....	70, 87	ZWSTC4824.....	70, 87
ZWSCT2424A.....	74	ZWSSEC48722424.....	70, 87	ZWSTC4830.....	70, 87
ZWSCT2424B.....	74	ZWSSEC48722430.....	70, 87	ZWSTCD3648.....	98, 132
ZWSCT24.....	74, 96	ZWSSEC48723024.....	70, 87	ZWSTCP4872R.....	72, 88
ZWSCT24V.....	74	ZWSSEC48723030.....	70, 87	ZWSTCP7248L.....	72, 88
ZWSCT3030.....	74	ZWSSEC60482424.....	70, 87	ZWSTCT2448.....	98, 132
ZWSCT3030A.....	74	ZWSSEC60482430.....	70, 87	ZWSTCT3048.....	98, 132
ZWSCT3030B.....	74	ZWSSEC60483024.....	70, 87	ZWSTCT3648.....	98, 132
ZWSCT30.....	74, 96	ZWSSEC60483030.....	70, 87	ZWSTCT4248.....	98, 132
ZWSCT30V.....	74	ZWSSEC72482424.....	70, 87	ZWSTCT4848.....	98, 132

Cross Reference Index

ZWSTCT7248	98, 132	ZWSTR8430.....	69, 86
ZWSTCT8448	98, 132		
ZWSTCT9648	98, 132		
ZWSTD5030.....	73		
ZWSTD6236.....	73		
ZWSTEC48602424.....	70, 87		
ZWSTEC48602430.....	70, 87		
ZWSTEC48603024.....	70, 87		
ZWSTEC48603030.....	70, 87		
ZWSTEC48722424.....	70, 87		
ZWSTEC48722424.....	70, 87		
ZWSTEC48722430.....	70, 87		
ZWSTEC48723024.....	70, 87		
ZWSTEC48723030.....	70, 87		
ZWSTEC60482424.....	70, 87		
ZWSTEC60482430.....	70, 87		
ZWSTEC60483024.....	70, 87		
ZWSTEC60483030.....	70, 87		
ZWSTEC72482424.....	70, 87		
ZWSTEC72482430.....	70, 87		
ZWSTEC72483024.....	70, 87		
ZWSTEC72483030.....	70, 87		
ZWSTER3824	71		
ZWSTER3830.....	71		
ZWSTER5024	71		
ZWSTER5030.....	71		
ZWSTER6224	71		
ZWSTER6230.....	71		
ZWSTER7424	71		
ZWSTER7430.....	71		
ZWSTP6030	71, 89		
ZWSTP6036	71, 89		
ZWSTP6630.....	71, 89		
ZWSTP6636	71, 89		
ZWSTP7230	71, 89		
ZWSTP7236	71, 89		
ZWSTPL7230.....	72, 88		
ZWSTPR7230	72, 88		
ZWSTR2424	69, 86		
ZWSTR2430	69, 86		
ZWSTR3024	69, 86		
ZWSTR3030	69, 86		
ZWSTR3624	69, 86		
ZWSTR3630	69, 86		
ZWSTR4224.....	69, 86		
ZWSTR4230.....	69, 86		
ZWSTR4824.....	69, 86		
ZWSTR4830.....	69, 86		
ZWSTR5424.....	69, 86		
ZWSTR5430.....	69, 86		
ZWSTR6024.....	69, 86		
ZWSTR6030.....	69, 86		
ZWSTR6624.....	69, 86		
ZWSTR6630.....	69, 86		
ZWSTR7224.....	69, 86		
ZWSTR7230.....	69, 86		
ZWSTR8424.....	69, 86		



MARVEL Fermata® Chairs

The Fermata® Executive Chair features a streamlined design and offers a wide range of adjustment options for your comfort, while the Fermata® Operational Chair equals style and ergonomic support.



MARVEL Zapf®

Zapf® furniture allows multiple options providing unique solutions to high-density work environments. Zapf® is crafted in all popular dimensions, in a variety of finishes and colors, including two edge styles.



MARVEL PRONTO®

Pronto® furniture boasts a wide variety of modular office options such as a tackboard, file cabinets, drawers, keyboard trays, shelving and much more that can easily customize your office area to suit your particular needs.



MARVEL Mailroom Furniture

Conveniently modular, these literature sorters support meter machines, scales printers and more. Sorter can be ordered with multiple options including risers and adjustable shelves that will accommodate larger envelopes and packages for increased versatility.



MARVEL MODULAR WORKSTATIONS

Modular Workstations boast a wide variety of modular office options such as a tackboard, file cabinets, drawers, keyboard trays, shelving and much more that can easily customize your office area to suit your particular needs.

MARVEL Zapf®
Freestanding

**MODULAR
WORKSTATIONS**

to pause...to hold
fermata®

PRONTO®

MARVEL Zapf®

**Mailroom
Furniture**

**ALLEGRA® and ENDEAVOR®
WorkChairs**



MARVEL

3843 West 43rd Street, Chicago, IL 60632
1.800.621.8846 | www.marvelgroup.com



©2017 The Marvel Group, Inc. All rights reserved. Marvel®, Fermata®, Allegra®, Ensemble, Endeavor®, Pronto®, Marvel Vizion®, and MarvelZapf® are registered trademarks of Marvel®. ECO INTELLIGENCE® is a registered trademark of Victor Innovatex. The GREENGUARD INDOOR AIR QUALITY CERTIFIED® Mark is a registered trademark used under license through GREENGUARD Environmental Institute. Prices effective January 1, 2016. Prices and specifications are subject to change without notice.